


FERRARI CHALLENGE NORTH AMERICA


MUGELLO Free Practice 2

Sector Analysis

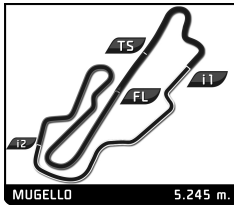
_ Invalidated Lap

 Personal Best

 Session Best

 Crossing the finish line in the pit lane

Lap	Time	Sector 1	Sector 2	Sector 3	T.Spd	Elapsed	Lap	Time	Sector 1	Sector 2	Sector 3	T.Spd	Elapsed
213 Marc MUZZO CAN Ferrari of Ontario Ferrari 488 Challenge													
1	2:54.688	53.465	53.039	1:08.184	110.3	2:54.688	2	2:52.120	41.920	53.404	1:16.796	138.5	13:45.871
2	2:28.991	35.109	48.272	1:05.610	222.3	5:23.679	3	2:53.301	42.006	54.824	1:16.471	142.9	16:39.172
3	2:29.010	36.599	48.002	1:04.409	192.8	7:52.689	4	2:09.127 B	41.023			149.3	18:48.299
4	2:25.389	33.815	47.841	1:03.733	242.7	10:18.078							
5	2:22.517	32.688	46.667	1:03.162	254.0	12:40.595							
6	2:21.940	32.790	46.179	1:02.971	255.8	15:02.535							
7	2:32.045 B	32.998			254.0	17:34.580							
8	2:43.793	51.484	48.165	1:04.144	129.7	20:18.373							
9	2:22.734	33.142	46.049	1:03.543	252.8	22:41.107							
10	2:21.206	32.979	45.932	1:02.295	252.3	25:02.313							
11	2:23.827	33.675	46.094	1:04.058	249.4	27:26.140							
12	2:22.029	33.063	45.925	1:03.041	252.3	29:48.169							
13	2:20.646	32.679	45.551	1:02.416	251.7	32:08.815							
300 Armin OSKOUEI USA Ferrari of Atlanta Ferrari 488 Challenge													
1	7:44.570	5:30.784	57.318	1:16.468	97.8	7:44.570							
2	2:44.040	38.215	54.725	1:11.100	195.2	10:28.610							
3	2:59.070	40.049	55.567	1:23.454	138.1	13:27.680							
4	2:59.203	44.864	57.280	1:17.059	129.9	16:26.883							
5	2:52.720	39.246	55.037	1:18.437	199.9	19:19.603							
6	2:47.195	41.854	52.862	1:12.479	146.9	22:06.798							
7	2:41.871	37.337	52.536	1:11.998	207.9	24:48.669							
8	2:42.196	37.061	52.089	1:13.046	214.4	27:30.865							
9	6:27.430 B	38.950	51.343	4:57.137	172.0	33:58.295							
305 Brad HORSTMANN USA Foreign Cars Italia Ferrari 488 Challenge													
1	13:20.353	...	53.497	1:14.945	102.1	13:20.353							
2	2:41.580	38.469	51.835	1:11.276	197.7	16:01.933							
3	2:33.685	36.475	49.117	1:08.093	218.3	18:35.618							
308 Mark DAVIES GBR Wide World Ferrari Ferrari 488 Challenge													
1	3:27.105	1:24.263	53.015	1:09.827	126.1	3:27.105							
2	2:37.103	36.623	51.325	1:09.155	205.5	6:04.208							
3	2:31.833	35.271	50.561	1:06.001	216.6	8:36.041							
4	2:31.828	34.957	50.786	1:06.085	232.8	11:07.869							
5	2:36.099	35.106	51.168	1:09.825	230.3	13:43.968							
6	3:36.133 B	36.780	50.017	2:09.336	201.0	17:20.101							
7	2:48.510	50.203	51.019	1:07.288	123.0	20:08.611							
8	2:32.750	35.739	49.285	1:07.726	217.0	22:41.361							
9	2:31.255	36.597	49.008	1:05.650	191.1	25:12.616							
10	2:33.336	34.723	49.171	1:09.442	222.8	27:45.952							
11	2:29.601	35.316	48.347	1:05.938	218.3	30:15.553							
12	2:35.291	36.899	50.121	1:08.271	188.4	32:50.844							
13	2:26.547	34.216	47.956	1:04.375	232.3	35:17.391							
14	2:24.615	33.886	47.548	1:03.181	239.5	37:42.006							
15	2:24.183	33.733	47.187	1:03.263	254.0	40:06.189							
351 Claude SENHORETI BRA Ferrari of Ft. Lauderdale Ferrari 488 Challenge													
1	8:09.831	6:03.343	53.741	1:12.747	115.5	8:09.831							
2	2:34.657	35.221	50.537	1:08.899	248.2	10:44.488							
3	2:34.359	36.296	49.492	1:08.571	258.9	13:18.847							
4	11:34.382 B	35.119	55.155	...	258.9	24:53.229							
5	2:56.194	49.928	52.653	1:13.613	126.3	27:49.423							
6	2:37.270	37.336	50.340	1:09.594	209.9	30:26.693							
7	2:25.754	33.403	47.968	1:04.383	255.8	32:52.447							
8	2:49.963	36.759	51.434	1:21.770	240.5	35:42.410							
363 Jay SCHREIBMAN USA Cauley Ferrari of Detroit Ferrari 488 Challenge													
1	4:25.424	2:25.311	52.294	1:07.819	120.0	4:25.424							
2	2:29.644	34.598	49.627	1:05.419	248.2	6:55.068							
3	2:28.113	33.882	48.756	1:05.475	254.6	9:23.181							
4	2:27.553	34.234	48.464	1:04.855	255.8	11:50.734							
223 John MEGRUE USA Ferrari of Long Island Ferrari 488 Challenge													
1	8:07.837 B	5:14.518	53.105	2:00.214	124.7	8:07.837							
2	2:46.805	47.891	49.575	1:09.339	131.3	10:54.642							
3	2:32.566	37.146	48.513	1:06.907	198.4	13:27.208							
4	2:33.070	36.296	48.951	1:07.823	199.1	16:00.278							
5	2:26.205	34.982	47.226	1:03.997	222.3	18:26.483							
230 Dave MUSIAL POL Ferrari Lake Forest Ferrari 488 Challenge													
1	13:22.889	...	53.717	1:08.489	105.3	13:22.889							
2	2:34.467	36.173	50.678	1:07.616	215.7	15:57.356							
3	2:26.031	33.788	47.593	1:04.650	253.4	18:23.387							
4	2:24.283	33.383	47.160	1:03.740	256.4	20:47.670							
5	2:23.235	34.655	46.706	1:01.874	256.4	23:10.905							
6	2:19.710	32.628	45.325	1:01.757	257.6	25:30.615							
7	4:31.690 B	32.469	57.580	3:01.641	257.0	30:02.305							
8	2:45.029	52.220	48.899	1:03.910	114.8	32:47.334							
9	2:21.806	33.821	46.062	1:01.923	255.8	35:09.140							
10	2:19.958	32.889	45.485	1:01.584	257.0	37:29.098							
11	2:18.471	32.863	44.771	1:00.837	255.8	39:47.569							
236 Neil GEHANI USA Continental AutoSports Ferrari 488 Challenge													
1	4:29.991	2:27.095	54.089	1:08.807	99.2	4:29.991							
2	2:35.287	37.136	50.686	1:07.465	204.7	7:05.278							
3	2:37.558	36.134	50.855	1:10.569	231.3	9:42.836							
4	2:35.618	37.010	51.050	1:07.558	211.1	12:18.454							
5	2:33.348	36.355	49.808	1:07.185	214.4	14:51.802							
6	2:32.356	35.858	49.379	1:07.119	216.1	17:24.158							
7	2:32.850	36.245	49.536	1:07.069	214.9	19:57.008							
8	2:31.129	36.212	48.761	1:06.156	210.7	22:28.137							
9	2:31.619	35.305	49.647	1:06.667	224.6	24:59.756							
10	2:32.706	35.891	50.219	1:06.596	223.7	27:32.462							
11	2:37.804	38.438	51.009	1:08.357	188.4	30:10.266							
12	1:48.972 B	35.904			223.2	31:59.238							
271 Brian KAMINSKEY USA Ferrari of Long Island Ferrari 488 Challenge													
1	10:53.751	8:39.651	54.551	1:19.549	82.6	10:53.751							



FERRARI CHALLENGE NORTH AMERICA

MUGELLO

Free Practice 2

Sector Analysis

_ Invalidated Lap
 ■ Personal Best
 ■ Session Best
 B Crossing the finish line in the pit lane

Lap	Time	Sector 1	Sector 2	Sector 3	T.Spd	Elapsed	Lap	Time	Sector 1	Sector 2	Sector 3	T.Spd	Elapsed
5	2:27.403	33.945	48.354	1:05.104	257.0	14:18.137							
6	2:27.444	33.628	48.884	1:04.932	257.6	16:45.581							
7	2:30.982	35.260	49.615	1:06.107	237.4	19:16.563							
8	2:28.139	33.962	48.598	1:05.579	255.2	21:44.702							
9	4:12.309 B	33.790	48.722	2:49.797	252.8	25:57.011							

365	Gianni GRILLI			CAN		
	Ferrari of Quebec			Ferrari 488 Challenge		
1	6:07.351	3:59.739	52.963	1:14.649	118.2	6:07.351
2	2:40.828	37.948	53.222	1:09.658	184.3	8:48.179
3	2:37.380	37.320	51.094	1:08.966	216.6	11:25.559
4	2:33.361	35.428	50.211	1:07.722	215.7	13:58.920
5	24:59.164 B	36.462	50.714	...	219.6	38:58.084