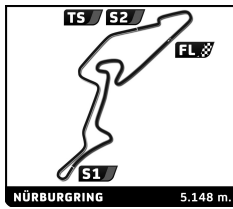


COPPA SHELL NÜRBURGRING

Free Practice

Sector Analysis

Lap	Time	Sector 1	Sector 2	Sector 3	T.Sp	Elapsed	Lap	Time	Sector 1	Sector 2	Sector 3	T.Sp	Elapsed
103 "BORIS GIDEON" DEU													
Formula Racing Ferrari 488 Challenge													
1	2:58.522	1:34.104	58.604	25.814	207.6	2:58.522	4	2:06.047	58.034	45.467	22.546	239.2	8:48.828
2	2:18.778	1:06.027	49.310	23.441	241.9	5:17.300	5	2:05.481	58.124	45.020	22.337	246.8	10:54.309
3	2:08.961	59.388	46.451	23.122	250.8	7:26.261	6	2:06.149	57.887	45.577	22.685	231.5	13:00.458
4	2:08.497	59.146	46.467	22.884	250.8	9:34.758	7	2:05.894	57.969	45.339	22.586	248.0	15:06.352
5	2:06.931	58.728	45.541	22.662	251.4	11:41.689	8	2:05.982	57.713	45.633	22.636	245.2	17:12.334
6	2:06.537	58.028	45.914	22.595	251.4	13:48.226	9	2:24.610	1:00.099	47.265	37.246	202.5	19:36.944
7	2:08.634	58.894	46.588	23.152	248.5	15:56.860	10	18:34.908	...	1:07.903	28.711	101.1	38:11.852
8	2:09.673	58.886	47.588	23.199	246.8	18:06.533	11	2:20.838	1:06.834	49.241	24.763	234.5	40:32.690
9	2:11.371	59.218	47.872	24.281	205.6	20:17.904	12	2:04.334	57.459	44.805	22.070	247.4	42:37.024
10	2:13.193	1:00.994	48.896	23.303	241.9	22:31.097	13	2:04.559	57.268	45.072	22.219	248.0	44:41.583
11	2:10.546	59.470	46.221	24.855	250.8	24:41.643	14	3:04.667	1:32.345	1:07.574	24.748	187.8	47:46.250
12	2:34.314	1:05.663	49.659	38.992	233.0	27:15.957	15	2:04.552	57.760	44.610	22.182	246.8	49:50.802
13	6:02.203	4:51.702	47.577	22.924	249.7	33:18.160	16	2:37.194	1:09.488	51.291	36.415	193.2	52:27.996
14	2:08.562	59.600	46.242	22.720	250.8	35:26.722	17	6:37.746	5:28.732	46.075	22.939	248.0	59:05.742
15	2:14.011	58.287	51.272	24.452	212.9	37:40.733	18	2:03.547	57.241	44.623	21.683	246.3	1:01:09.289
16	2:08.091	59.466	45.881	22.744	252.0	39:48.824							
17	2:07.706	58.650	46.214	22.842	249.1	41:56.530	111 Holger HARMSEN DEU						
18	2:07.695	58.536	46.185	22.974	248.0	44:04.225	Lueg Sportivo Ferrari 488 Challenge						
19	2:06.960	58.642	45.714	22.604	250.8	46:11.185	1	2:55.300	1:38.607	51.970	24.723	223.4	2:55.300
20	2:31.376	1:04.544	51.642	35.190	185.9	48:42.561	2	2:16.605	1:04.361	48.058	24.186	241.3	5:11.905
							3	2:09.436	1:00.289	46.350	22.797	248.5	7:21.341
107 Ken ABE JPN							4	2:16.485	58.822	46.337	31.326	250.3	9:37.826
Formula Racing Ferrari 488 Challenge							5	5:09.436	3:58.430	47.502	23.504	240.8	14:47.262
1	3:01.271	1:49.071	48.853	23.347	225.3	3:01.271	6	2:06.951	58.382	45.789	22.780	252.0	16:54.213
2	2:10.006	1:00.162	46.660	23.184	244.1	5:11.277	7	2:07.510	58.579	45.926	23.005	250.3	19:01.723
3	2:07.842	58.596	46.459	22.787	243.0	7:19.119	8	2:06.759	58.368	45.956	22.435	249.1	21:08.482
4	2:08.460	58.785	46.789	22.886	242.4	9:27.579	9	2:08.686	58.939	45.694	24.053	251.4	23:17.168
5	2:08.733	58.802	47.118	22.813	239.7	11:36.312	10	2:07.743	58.444	46.567	22.732	248.0	25:24.911
6	2:07.396	58.472	46.212	22.712	242.4	13:43.708	11	2:26.663	59.163	54.308	33.192	220.2	27:51.574
7	2:08.328	58.703	46.816	22.809	242.4	15:52.036	12	12:24.559	...	49.170	23.067	241.3	40:16.133
8	2:08.204	58.509	46.802	22.893	243.5	18:00.240	13	2:08.226	59.310	46.101	22.815	249.1	42:24.359
9	2:09.391	59.755	46.786	22.850	244.1	20:09.631	14	2:07.536	58.762	46.012	22.762	252.6	44:31.895
10	2:09.748	58.999	47.802	22.947	239.7	22:19.379	15	2:07.660	58.992	45.887	22.781	252.0	46:39.555
11	2:09.262	59.786	46.538	22.938	243.5	24:28.641	16	2:07.005	58.250	45.921	22.834	250.3	48:46.560
12	2:09.351	59.048	47.256	23.047	240.3	26:37.992	17	2:10.078	59.413	47.255	23.410	244.6	50:56.638
13	2:08.722	59.012	46.634	23.076	240.3	28:46.714	18	2:21.674	1:02.912	47.661	31.101	230.6	53:18.312
14	2:08.921	59.169	46.574	23.178	239.7	30:55.635	19	4:07.936	2:56.556	48.360	23.020	240.8	57:26.248
15	2:26.712	1:01.874	48.003	36.835	222.0	33:22.347	20	2:07.273	58.486	45.854	22.933	248.5	59:33.521
16	9:34.022	8:23.214	47.478	23.330	243.0	42:56.369	21	2:07.002	58.398	45.834	22.770	252.0	1:01:40.523
17	2:06.345	58.190	45.589	22.566	246.3	45:02.714							
18	2:06.506	58.249	45.750	22.507	246.3	47:09.220	112 Miroslav VYBOH SVK						
19	2:05.988	58.081	45.349	22.558	246.3	49:15.208	Scuderia Praha Ferrari 488 Challenge						
20	2:08.096	57.944	46.628	23.524	243.0	51:23.304	1	5:57.722	4:37.282	53.856	26.584	212.1	5:57.722
21	2:06.680	58.659	45.582	22.439	246.8	53:29.984	2	2:20.807	1:07.006	49.793	24.008	240.8	8:18.529
22	2:06.944	58.311	45.981	22.652	243.0	55:36.928	3	2:13.202	1:01.466	48.299	23.437	243.5	10:31.731
23	2:05.596	58.116	45.180	22.300	246.8	57:42.524	4	2:11.739	1:00.889	47.573	23.277	248.0	12:43.470
24	2:06.274	58.047	45.695	22.532	243.5	59:48.798	5	2:12.521	1:01.735	47.376	23.410	249.7	14:55.991
25	2:45.338	1:10.476	57.235	37.627	177.9	1:02:34.136	6	2:12.628	1:00.751	48.201	23.676	249.7	17:08.619
							7	2:12.179	1:00.379	48.278	23.522	245.7	19:20.798
109 Ernst KIRCHMAYR AUT							8	2:31.025	1:01.097	50.556	39.372	190.8	21:51.823
Baron Motorsport Ferrari 488 Challenge							9	5:10.485	3:54.026	50.268	26.191	245.7	27:02.308
1	2:31.288	1:21.704	46.757	22.827	248.5	2:31.288	10	2:10.450	1:00.003	47.367	23.080	249.1	29:12.758
2	2:06.816	59.385	45.176	22.255	249.1	4:38.104	11	2:09.515	59.819	46.954	22.742	247.4	31:22.273
3	2:04.677	57.779	44.541	22.357	248.5	6:42.781	12	2:08.661	59.270	46.736	22.655	248.0	33:30.934
							13	2:08.988	58.942	46.465	23.581	250.3	35:39.922
							14	2:09.655	59.744	46.826	23.085	250.8	37:49.577
							15	2:07.913	59.072	46.027	22.814	252.0	39:57.490



COPPA SHELL NÜRBURGRING

Free Practice

Sector Analysis

■ Personal Best
 ■ Session Best
 ■ Crossing the finish line in the pit lane

Lap	Time	Sector 1	Sector 2	Sector 3	T.Spd	Elapsed	Lap	Time	Sector 1	Sector 2	Sector 3	T.Spd	Elapsed
16	2:27.584 B	1:00.130	49.343	38.111	194.5	42:25.074	11	2:07.589	58.737	46.046	22.806	250.3	30:35.426
17	4:39.446	3:27.514	48.557	23.375	234.5	47:04.520	12	2:09.502	59.046	46.646	23.810	243.5	32:44.928
18	2:08.905	59.203	46.783	22.919	249.1	49:13.425	13	2:07.617	59.087	45.745	22.785	246.8	34:52.545
19	2:09.502	58.700	47.288	23.514	248.5	51:22.927	14	2:07.288	58.929	45.658	22.701	250.8	36:59.833
20	2:11.113	59.917	47.778	23.418	250.3	53:34.040	15	2:07.853	59.453	45.711	22.689	248.0	39:07.686
21	2:08.463	58.749	46.635	23.079	250.3	55:42.503	16	2:19.162 B	58.935	46.692	33.535	245.7	41:26.848
22	2:08.862	59.183	46.601	23.078	248.5	57:51.365	17	5:02.055	3:52.878	46.095	23.082	246.3	46:28.903
23	2:07.888	59.048	46.151	22.689	248.5	59:59.253	18	2:08.267	59.502	45.857	22.908	248.5	48:37.170
24	2:11.989	58.879	47.878	25.232	223.0	1:02:11.242	19	2:06.811	58.448	45.682	22.681	248.5	50:43.981
							20	2:08.181	58.562	46.246	23.373	240.3	52:52.162
							21	2:40.674 B	1:00.902	1:00.227	39.545	180.9	55:32.836

117 Dusan PALCR CZE

Scuderia Praha Ferrari 488 Challenge

1	5:49.413	4:30.461	53.830	25.122	218.5	5:49.413
2	2:14.977	1:01.739	49.426	23.812	235.6	8:04.390
3	2:10.385	1:00.419	46.936	23.030	246.3	10:14.775
4	2:08.315	58.800	46.846	22.669	243.5	12:23.090
5	2:29.505 B	1:03.489	48.379	37.637	231.0	14:52.595
6	5:47.876	4:30.143	53.098	24.635	217.2	20:40.471
7	2:10.590	1:00.059	47.241	23.290	243.0	22:51.061
8	2:06.814	58.582	45.482	22.750	247.4	24:57.875
9	2:07.005	58.435	45.845	22.725	244.6	27:04.880
10	2:08.515	58.836	46.664	23.015	244.6	29:13.395
11	2:12.734	59.714	49.689	23.331	230.6	31:26.129
12	2:25.699 B	58.694	53.616	33.389	226.7	33:51.828
13	6:41.877	5:29.957	48.007	23.913	244.6	40:33.705
14	2:07.904	58.980	46.029	22.895	245.7	42:41.609
15	2:07.587	59.201	45.762	22.624	244.6	44:49.196
16	2:11.245	1:02.424	45.963	22.858	246.3	47:00.441
17	2:07.549	58.685	46.152	22.712	243.0	49:07.990
18	2:07.860	59.187	46.105	22.568	243.0	51:15.850
19	2:07.500	58.535	46.179	22.786	244.1	53:23.350
20	2:07.711	58.732	46.233	22.746	244.1	55:31.061
21	2:06.726	58.421	45.681	22.624	246.3	57:37.787
22	2:06.996	58.420	45.725	22.851	245.2	59:44.783
23	2:23.415 B	59.330	46.382	37.703	244.1	1:02:08.198

118 James WEILAND USA

Rossocorsa Ferrari 488 Challenge

1	3:18.841	2:05.924	47.409	25.508	235.1	3:18.841
2	2:25.083	1:16.104	46.495	22.484	252.0	5:43.924
3	2:04.028	57.160	44.630	22.238	250.3	7:47.952
4	2:03.938	57.027	44.584	22.327	251.4	9:51.890
5	2:06.021	58.242	45.319	22.460	251.4	11:57.911
6	2:23.258 B	57.107	49.891	36.260	201.4	14:21.169

120 Guy FAWE BEL

Scuderia FMA Ferrari 488 Challenge

1	3:33.030	2:19.080	49.344	24.606	237.1	3:33.030
2	2:43.678 B	1:14.195	52.134	37.349	169.6	6:16.708
3	3:28.726	2:20.196	45.700	22.830	251.4	9:45.434
4	2:06.717	58.406	45.674	22.637	248.5	11:52.151
5	2:06.659	58.314	45.420	22.925	249.1	13:58.810
6	2:07.314	58.753	45.823	22.738	248.5	16:06.124
7	2:06.609	58.297	45.604	22.708	248.5	18:12.733
8	2:06.888	58.691	45.652	22.545	251.4	20:19.621
9	2:21.025 B	59.769	47.528	33.728	245.7	22:40.646
10	5:47.191	4:37.893	45.972	23.326	250.3	28:27.837

127 Tommy LINDROTH SWE

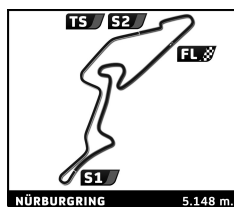
Baron Motorsport Ferrari 488 Challenge

1	6:37.681	5:23.947	49.649	24.085	220.2	6:37.681
2	2:15.122	59.486	51.404	24.232	223.9	8:52.803
3	2:08.319	59.015	46.783	22.521	246.3	11:01.122
4	2:07.273	58.090	46.706	22.477	241.9	13:08.395
5	2:07.664	58.827	46.279	22.558	246.3	15:16.059
6	2:22.769 B	59.077	48.458	35.234	206.0	17:38.828
7	12:26.673	...	47.134	22.844	241.3	30:05.501
8	2:08.603	59.636	46.034	22.933	247.4	32:14.104
9	2:09.810	59.232	47.729	22.849	238.2	34:23.914
10	2:08.845	59.326	46.355	23.164	247.4	36:32.759
11	2:08.201	58.791	46.191	23.219	245.7	38:40.960
12	2:20.165 B	59.438	47.031	33.696	234.5	41:01.125
13	10:47.839	9:34.461	50.012	23.366	207.2	51:48.964
14	2:07.794	58.718	46.226	22.850	247.4	53:56.758
15	2:08.534	58.724	46.542	23.268	231.0	56:05.292
16	2:06.896	58.277	45.927	22.692	248.0	58:12.188
17	2:08.443	58.800	46.533	23.110	245.2	1:00:20.631

128 Christian KINCH SWE

Gohm Motorsport Ferrari 488 Challenge

1	2:25.643	1:10.540	50.544	24.559	230.1	2:25.643
2	2:17.673	1:01.746	50.459	25.468	238.2	4:43.316
3	2:22.139	1:08.508	50.819	22.812	241.3	7:05.455
4	2:06.805	58.290	45.809	22.706	249.7	9:12.260
5	2:06.366	57.952	45.879	22.535	246.8	11:18.626
6	2:27.178 B	1:00.657	47.375	39.146	210.8	13:45.804
7	4:13.196	3:00.485	49.133	23.578	235.6	17:59.000
8	2:05.681	57.769	45.475	22.437	248.5	20:04.681
9	2:05.142	57.374	45.126	22.642	246.8	22:09.823
10	2:14.666	1:01.877	49.407	23.382	242.4	24:24.489
11	2:05.418	57.757	45.145	22.516	248.5	26:29.907
12	2:31.807 B	1:02.763	53.489	35.555	185.2	29:01.714
13	13:12.296	...	47.203	23.820	235.6	42:14.010
14	2:06.634	58.192	45.787	22.655	248.0	44:20.644
15	2:05.846	57.641	45.574	22.631	246.8	46:26.490
16	2:06.337	57.869	45.675	22.793	246.3	48:32.827
17	2:09.082	57.860	47.188	24.034	233.5	50:41.909
18	2:13.359	57.922	48.314	27.123	210.0	52:55.268
19	2:08.054	58.812	46.379	22.863	248.0	55:03.322
20	2:06.343	57.823	45.751	22.769	246.8	57:09.665
21	2:25.053 B	58.024	48.492	38.537	210.8	59:34.718



COPPA SHELL

NÜRBURGRING

Free Practice

Sector Analysis

■ Personal Best
 ■ Session Best
 ■ Crossing the finish line in the pit lane

Lap	Time	Sector 1	Sector 2	Sector 3	T.Sp	Elapsed
134	"ALEX FOX"					FRA
	Modena Motors - SLR					Ferrari 488 Challenge

1	3:55.553	2:42.989	47.774	24.790	236.1	3:55.553
2	2:05.837	58.126	45.268	22.443	250.8	6:01.390
3	2:05.489	57.400	45.422	22.667	249.7	8:06.879
4	2:04.761	57.561	45.012	22.188	250.8	10:11.640
5	2:05.194	57.541	45.286	22.367	250.3	12:16.834
6	2:04.981	57.754	44.992	22.235	250.8	14:21.815
7	2:05.393	57.616	45.056	22.721	252.0	16:27.208
8	2:11.142 B	57.955	45.858	27.329	252.0	18:38.350
9	19:01.363	...	45.704	23.020	246.3	37:39.713
10	2:08.160	58.738	45.162	24.260	251.4	39:47.873
11	2:06.828	58.338	45.991	22.499	249.7	41:54.701
12	2:05.580	57.849	45.370	22.361	250.3	44:00.281
13	2:06.369	58.113	45.395	22.861	248.0	46:06.650
14	2:06.852	58.138	45.892	22.822	252.0	48:13.502
15	2:07.364	58.671	45.983	22.710	251.4	50:20.866
16	2:07.100	58.394	46.122	22.584	244.6	52:27.966
17	2:09.479	58.459	46.923	24.097	252.0	54:37.445
18	2:35.246 B	1:15.210	51.153	28.883	222.5	57:12.691

145	Laurent DE MEEUS					BEL
	HR Owen					Ferrari 488 Challenge

1	2:52.081	1:36.312	51.569	24.200	223.0	2:52.081
2	2:13.836	1:03.514	47.318	23.004	242.4	5:05.917
3	2:07.854	58.703	46.394	22.757	246.3	7:13.771
4	2:08.184	58.930	46.400	22.854	247.4	9:21.955
5	2:06.629	58.227	45.871	22.531	246.8	11:28.584
6	2:07.932	58.683	46.341	22.908	245.7	13:36.516
7	2:26.877 B	1:01.637	48.415	36.825	232.5	16:03.393
8	18:30.930	...	50.692	24.092	196.3	34:34.323
9	2:09.282	59.799	46.584	22.899	248.5	36:43.605
10	2:08.016	58.823	46.281	22.912	247.4	38:51.621
11	2:18.660 B	1:00.026	47.649	30.985	239.7	41:10.281
12	4:21.701	3:09.352	48.694	23.655	227.2	45:31.982
13	2:07.394	57.950	46.882	22.562	240.3	47:39.376
14	2:06.236	57.851	45.673	22.712	244.6	49:45.612
15	2:05.966	57.603	45.377	22.986	249.1	51:51.578
16	2:06.117	57.929	45.815	22.373	247.4	53:57.695
17	2:19.376	1:02.252	53.031	24.093	156.8	56:17.071
18	2:06.076	58.149	45.499	22.428	246.8	58:23.147
19	2:21.851 B	1:01.360	47.897	32.594	222.0	1:00:44.998

150	Werner GENTER					DEU
	Moll Sportwagen Hannover					Ferrari 488 Challenge

1	3:09.874	1:33.221	1:07.836	28.817	158.7	3:09.874
2	2:54.973	1:24.663	1:00.771	29.539	173.1	6:04.847
3	2:59.361 B	1:26.394	56.549	36.418	205.2	9:04.208
4	4:00.801	2:41.721	52.312	26.768	180.0	13:05.009
5	2:22.052	1:06.150	50.549	25.353	218.9	15:27.061
6	2:31.716	1:04.932	1:00.640	26.144	212.1	17:58.777
7	2:18.432	1:05.225	49.109	24.098	221.6	20:17.209
8	2:38.333 B	1:01.090	1:02.183	35.060	211.2	22:55.542
9	5:07.143	3:45.006	55.683	26.454	151.1	28:02.685
10	2:23.505	1:08.813	50.419	24.273	230.6	30:26.190
11	2:29.519 B	1:05.436	49.028	35.055	237.6	32:55.709

12	4:03.136	2:50.479	48.732	23.925	237.1	36:58.845
13	2:12.798	1:01.683	47.470	23.645	241.3	39:11.643
14	2:10.953	1:00.064	47.193	23.696	239.7	41:22.596
15	2:11.468	59.580	47.738	24.150	241.3	43:34.064
16	2:12.167	1:00.888	47.697	23.582	236.6	45:46.231
17	2:10.369	59.671	47.245	23.453	241.9	47:56.600
18	2:10.564	59.918	47.368	23.278	234.0	50:07.164
19	2:10.916	59.816	47.654	23.446	241.3	52:18.080
20	2:22.737 B	59.928	47.643	35.166	236.6	54:40.817

157	Tani HANNA					LBN
	Formula Racing					Ferrari 488 Challenge

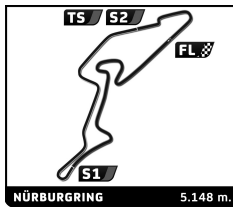
1	2:30.292	1:18.150	48.894	23.248	238.2	2:30.292
2	2:05.452	58.071	45.144	22.237	250.8	4:35.744
3	2:06.490	57.172	45.203	24.115	249.1	6:42.234
4	2:05.480	57.478	45.715	22.287	248.5	8:47.714
5	2:04.995	57.531	45.050	22.414	248.0	10:52.709
6	2:06.876	57.714	46.533	22.629	229.6	12:59.585
7	2:17.492 B	57.234	46.175	34.083	249.7	15:17.077
8	6:41.646	5:33.404	45.755	22.487	250.3	21:58.723
9	2:06.116	57.868	45.418	22.830	251.4	24:04.839
10	2:06.314	58.119	45.802	22.393	249.7	26:11.153
11	2:05.915	58.155	45.563	22.197	249.7	28:17.068
12	2:09.754	58.111	47.263	24.380	195.6	30:26.822
13	2:44.183 B	1:07.277	59.183	37.723	144.1	33:11.005
14	11:48.207	...	49.713	22.369	249.7	44:59.212
15	2:33.543	1:05.817	1:03.844	23.882	172.5	47:32.755
16	2:03.874	57.197	44.680	21.997	251.4	49:36.629
17	2:21.475	57.469	52.980	31.026	116.8	51:58.104
18	2:04.701	57.122	45.103	22.476	249.7	54:02.805
19	2:43.001 B	1:08.085	58.328	36.588	171.5	56:45.806

159	Mathias MOSER					DEU
	Baron Motorsport					Ferrari 488 Challenge

1	3:22.772	2:08.749	49.535	24.488	231.0	3:22.772
2	2:45.084 B	1:15.916	53.818	35.350	166.5	6:07.856
3	4:57.009	3:44.720	49.479	22.810	244.1	11:04.865
4	2:08.669	59.845	46.323	22.501	248.5	13:13.534
5	2:08.329	59.093	46.838	22.398	246.8	15:21.863
6	2:23.661	59.510	59.954	24.197	224.3	17:45.524
7	2:11.252	1:00.794	47.244	23.214	248.5	19:56.776
8	2:10.775	59.765	47.653	23.357	246.3	22:07.551
9	2:09.309	59.299	46.716	23.294	248.0	24:16.860
10	2:11.268	1:00.860	47.558	22.850	247.4	26:28.128
11	2:25.752 B	1:00.217	48.522	37.013	175.6	28:53.880
12	18:19.444	...	51.736	24.496	228.1	47:13.324
13	2:09.241	1:00.017	46.810	22.414	246.3	49:22.565
14	2:07.221	58.657	46.068	22.496	247.4	51:29.786
15	2:06.753	58.423	45.918	22.412	248.5	53:36.539
16	2:19.833	1:03.834	51.890	24.109	207.6	55:56.372
17	2:11.331	59.323	48.441	23.567	245.2	58:07.703
18	2:41.763 B	1:09.114	54.155	38.494	170.9	1:00:49.466

172	Giuseppe RAMELLI					ITA
	Rosscorsa - Pellin Racing					Ferrari 488 Challenge

1	2:35.426	1:22.394	48.804	24.228	234.5	2:35.426
2	2:08.799	59.197	46.165	23.437	245.7	4:44.225



COPPA SHELL NÜRBURGRING

Free Practice

Sector Analysis

■ Personal Best
 ■ Session Best
 ■ Crossing the finish line in the pit lane

Lap	Time	Sector 1	Sector 2	Sector 3	T.Spd	Elapsed	Lap	Time	Sector 1	Sector 2	Sector 3	T.Spd	Elapsed
3	2:09.353	59.674	46.408	23.271	244.6	6:53.578	1	3:19.040	1:52.623	57.587	28.830	179.4	3:19.040
4	2:08.786	59.150	46.550	23.086	244.6	9:02.364	2	2:47.535	1:23.761	55.693	28.081	160.3	6:06.575
5	2:09.607	59.850	46.742	23.015	243.5	11:11.971	3	2:31.794	1:12.138	54.195	25.461	209.2	8:38.369
6	2:31.704 B	1:00.518	52.708	38.478	203.7	13:43.675	4	2:42.049 B	1:12.418	54.986	34.645	188.8	11:20.418
7	7:07.164	5:49.087	53.333	24.744	202.2	20:50.839	5	5:14.032	4:03.850	47.074	23.108	238.7	16:34.450
8	2:10.391	1:00.864	46.370	23.157	246.3	23:01.230	6	2:09.171	59.833	46.521	22.817	244.6	18:43.621
9	2:08.232	59.115	46.320	22.797	245.7	25:09.462	7	2:07.899	58.818	46.280	22.801	247.4	20:51.520
10	2:08.480	59.338	45.993	23.149	245.7	27:17.942	8	2:08.475	59.110	46.575	22.790	246.3	22:59.995
11	2:25.324 B	1:01.705	48.431	35.188	231.0	29:43.266	9	2:08.082	58.858	46.058	23.166	243.5	25:08.077
12	16:21.019	...	45.829	22.671	244.1	46:04.285	10	2:09.157	59.303	46.542	23.312	245.7	27:17.234
13	2:07.145	58.471	45.886	22.788	244.6	48:11.430	11	2:08.597	59.012	46.402	23.183	247.4	29:25.831
14	2:07.319	58.600	46.179	22.540	245.2	50:18.749	12	2:30.092 B	1:05.520	52.942	31.630	187.8	31:55.923
15	2:15.984	59.443	52.465	24.076	223.0	52:34.733	13	6:44.113	5:33.515	47.689	22.909	244.6	38:40.036
16	2:07.225	58.779	45.676	22.770	245.7	54:41.958	14	2:08.565	59.425	46.248	22.892	246.8	40:48.601
17	2:23.094 B	59.373	45.816	37.905	243.5	57:05.052	15	2:08.482	59.098	46.623	22.761	245.2	42:57.083

177 Fons SCHELTEMA NLD

Kessel Racing Ferrari 488 Challenge

1	4:10.954	2:47.633	56.144	27.177	164.9	4:10.954
2	2:20.130	1:07.417	48.380	24.333	216.7	6:31.084
3	2:07.861	59.113	46.043	22.705	245.2	8:38.945
4	2:06.482	58.577	45.701	22.204	249.7	10:45.427
5	2:41.162 B	1:04.086	1:01.117	35.959	123.0	13:26.589
6	4:27.182	3:14.840	49.329	23.013	236.6	17:53.771
7	2:04.278	57.777	44.298	22.203	254.4	19:58.049
8	2:28.296	1:07.323	57.973	23.000	217.2	22:26.345
9	2:05.095	57.812	44.864	22.419	252.6	24:31.440
10	2:21.744 B	57.730	46.197	37.817	206.0	26:53.184
11	8:15.393	7:06.050	46.492	22.851	243.5	35:08.577
12	2:05.094	58.208	44.839	22.047	252.6	37:13.671
13	2:05.693	58.332	45.097	22.264	251.4	39:19.364
14	2:22.659 B	1:00.664	46.971	35.024	186.2	41:42.023

186 Agata SMOLKA POL

Rossocorsa Ferrari 488 Challenge

1	3:22.350 B	1:56.598	51.899	33.853	213.7	3:22.350
2	2:41.869 B	1:20.259	49.698	31.912	210.4	6:04.219
3	6:00.107	4:47.929	48.714	23.464	240.3	12:04.326
4	2:09.290	59.200	46.784	23.306	233.0	14:13.616
5	2:07.789	58.665	46.516	22.608	250.8	16:21.405
6	2:07.383	58.434	46.215	22.734	250.8	18:28.788
7	2:09.251	58.955	47.228	23.068	223.4	20:38.039
8	2:07.694	58.398	46.249	23.047	248.0	22:45.733
9	2:06.910	58.248	45.844	22.818	249.1	24:52.643
10	2:08.347	58.248	46.197	23.902	240.3	27:00.990
11	2:06.511	57.987	45.802	22.722	249.7	29:07.501
12	2:07.140	58.459	45.937	22.744	249.7	31:14.641
13	2:06.329	58.160	45.735	22.434	250.3	33:20.970
14	2:07.352	58.931	45.816	22.605	249.7	35:28.322
15	2:06.430	58.339	45.611	22.480	249.1	37:34.752
16	2:06.191	58.242	45.563	22.386	249.7	39:40.943
17	2:06.591	58.107	45.508	22.976	252.6	41:47.534
18	2:06.737	58.028	46.111	22.598	244.1	43:54.271
19	2:17.352 B	58.768	46.357	32.227	248.5	46:11.623

196 Michael SIMONCIC AUT

Baron Motorsport Ferrari 488 Challenge

198 Eric CHEUNG CAN

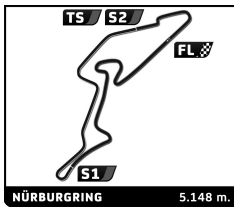
Formula Racing Ferrari 488 Challenge

1	4:14.573	3:00.638	48.384	25.551	232.0	4:14.573
2	2:09.037	1:00.039	46.105	22.893	250.3	6:23.610
3	2:08.231	59.320	46.219	22.692	251.4	8:31.841
4	2:06.194	58.035	45.596	22.563	251.4	10:38.035
5	2:06.943	57.858	45.510	23.575	247.4	12:44.978
6	2:37.968 B	1:08.468	53.410	36.090	210.8	15:22.946
7	5:05.481	3:57.047	45.761	22.673	250.8	20:28.427
8	2:05.680	58.005	45.025	22.650	250.8	22:34.107
9	2:05.905	57.730	45.435	22.740	251.4	24:40.012
10	2:06.378	57.997	45.478	22.903	250.8	26:46.390
11	2:30.603 B	1:01.145	48.038	41.420	183.0	29:16.993
12	6:54.993	5:44.380	47.409	23.204	235.6	36:11.986
13	2:04.740	57.871	44.769	22.100	252.0	38:16.726
14	2:04.939	57.973	44.762	22.204	249.7	40:21.665
15	2:04.486	57.247	44.852	22.387	249.7	42:26.151
16	2:34.035 B	57.544	55.541	40.950	170.1	45:00.186
17	6:08.803	4:57.387	48.228	23.188	223.9	51:08.989
18	2:05.404	58.283	44.596	22.525	250.3	53:14.393
19	2:04.397	57.398	44.736	22.263	249.1	55:18.790
20	2:05.498	57.932	45.312	22.254	250.3	57:24.288
21	2:15.903	58.098	48.268	29.537	178.8	59:40.191
22	2:41.401 B	1:04.438	58.497	38.466	175.3	1:02:21.592

199 Ingvar MATSSON SWE

Scuderia Autoropa Ferrari 488 Challenge

1	4:04.662	2:50.880	49.958	23.824	228.1	4:04.662
2	2:06.365	58.391	45.446	22.528	253.8	6:11.027
3	2:17.625	1:06.919	47.573	23.133	234.5	8:28.652
4	2:06.628	58.140	45.765	22.723	251.4	10:35.280
5	2:08.947	58.099	47.274	23.574	239.2	12:44.227
6	2:07.176	58.527	45.898	22.751	251.4	14:51.403
7	2:07.875	59.211	46.015	22.649	249.7	16:59.278
8	2:07.704	58.365	46.522	22.817	250.3	19:06.982



COPPA SHELL NÜRBURGRING

Free Practice

Sector Analysis

■ Personal Best
 ■ Session Best
 B Crossing the finish line in the pit lane

Lap	Time	Sector 1	Sector 2	Sector 3	T.Spd	Elapsed	Lap	Time	Sector 1	Sector 2	Sector 3	T.Spd	Elapsed
9	2:07.262	58.584	45.641	23.037	249.1	21:14.244							
10	2:08.498	58.917	45.754	23.827	252.0	23:22.742							
11	2:08.742	59.085	46.546	23.111	248.5	25:31.484							
12	2:08.565	59.143	46.152	23.270	250.3	27:40.049							
13	2:20.857 B	1:00.290	46.544	34.023	249.7	30:00.906							
14	7:53.585	6:40.837	46.072	26.676	250.8	37:54.491							
15	2:07.310	58.694	45.687	22.929	251.4	40:01.801							
16	2:09.013	59.137	46.590	23.286	249.1	42:10.814							
17	2:08.054	59.037	46.176	22.841	252.6	44:18.868							
18	2:09.613	58.859	47.192	23.562	251.4	46:28.481							
19	2:08.266	58.898	45.912	23.456	250.8	48:36.747							
20	2:09.153	59.730	46.361	23.062	252.6	50:45.900							
21	2:08.477	58.909	46.085	23.483	251.4	52:54.377							
22	2:21.820 B	1:00.716	46.860	34.244	252.6	55:16.197							