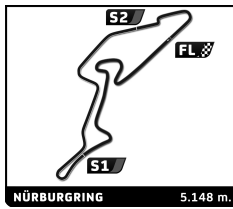


# TROFEO PIRELLI NÜRBURGRING Test 2

## Sector Analysis

■ Personal Best   
 ■ Session Best   
 ■ Crossing the finish line in the pit lane

Lap	Time	Sector 1	Sector 2	Sector 3	T.Sp	Elapsed	Lap	Time	Sector 1	Sector 2	Sector 3	T.Sp	Elapsed	
<b>6</b>	<b>Thomas NEUBAUER</b> FRA Charles Pozzi Ferrari 488 Challenge							23	2:10.995	58.206	45.624	27.165	249.1	1:52:06.241
1	2:40.756	1:29.324	46.931	24.501	239.2	2:40.756								
2	2:08.307	59.920	45.754	22.633	253.2	4:49.063								
3	2:03.571	57.156	44.299	22.116	254.4	6:52.634								
4	2:03.280	56.474	44.406	22.400	253.8	8:55.914								
5	2:11.346B	56.395	45.945	29.006	206.8	11:07.260								
6	8:26.039	7:18.257	45.302	22.480	251.4	19:33.299								
7	2:04.071	56.750	44.846	22.475	252.6	21:37.370								
8	2:03.504	56.630	44.603	22.271	252.6	23:40.874								
9	2:15.904B	56.750	45.094	34.060	183.7	25:56.778								
10	7:19.487	6:04.985	49.628	24.874	209.2	33:16.265								
11	2:02.361	55.744	44.867	21.750	253.2	35:18.626								
12	2:00.620	55.475	43.547	21.598	254.4	37:19.246								
13	2:23.849B	1:07.776	44.324	31.749	254.4	39:43.095								
14	7:27.553	6:10.405	54.888	22.260	250.3	47:10.648								
15	2:01.546	55.740	43.958	21.848	254.4	49:12.194								
16	2:04.178	56.002	45.319	22.857	249.7	51:16.372								
17	2:13.975B	56.993	44.478	32.504	187.8	53:30.347								
18	7:37.920	6:29.999	45.633	22.288	252.0	1:01:08.267								
19	2:02.817	56.391	44.461	21.965	253.2	1:03:11.084								
20	2:02.621	56.188	44.341	22.092	253.2	1:05:13.705								
21	2:03.660	56.659	44.647	22.354	252.0	1:07:17.365								
22	2:04.789	57.806	44.550	22.433	252.6	1:09:22.154								
23	2:10.005	59.544	48.320	22.141	253.2	1:11:32.159								
24	2:06.047	58.402	44.816	22.829	252.6	1:13:38.206								
25	2:17.198B	59.212	45.396	32.590	210.8	1:15:55.404								
26	28:36.165	...	46.800	23.200	232.5	1:44:31.569								
27	2:08.163	58.923	46.736	22.504	253.8	1:46:39.732								
28	2:05.745	57.878	45.404	22.463	252.6	1:48:45.477								
29	2:11.983B	57.037	45.379	29.567	252.0	1:50:57.460								
<b>9</b>	<b>Oliver PLASSMANN</b> DEU Autohaus Ulrich Ferrari 488 Challenge							<b>17</b>	<b>Louis PRETTE</b> ITA Formula Racing Ferrari 488 Challenge					
1	8:33.494	6:53.484	1:10.474	29.536	108.6	8:33.494	1	39:42.399	...	46.493	22.004	250.8	39:42.399	
2	2:52.349B	1:15.912	1:01.021	35.416	128.1	11:25.843	2	2:02.351	56.225	44.359	21.767	248.5	41:44.750	
3	5:04.891	3:51.282	49.837	23.772	228.6	16:30.734	3	2:02.495	56.319	44.358	21.818	249.7	43:47.245	
4	2:11.023	1:01.124	47.079	22.820	246.8	18:41.757	4	2:02.825	56.160	44.337	22.328	250.8	45:50.070	
5	2:06.529	58.256	45.555	22.718	251.4	20:48.286	5	2:03.020	56.707	44.291	22.022	248.0	47:53.090	
6	2:04.009	57.500	44.408	22.101	252.0	22:52.295	6	2:13.514	56.548	51.634	25.332	170.6	50:06.604	
7	2:04.613	57.765	44.637	22.211	251.4	24:56.908	7	2:03.628	56.613	44.969	22.046	245.2	52:10.232	
8	2:05.458	57.475	45.222	22.761	249.1	27:02.366	8	2:23.334B	57.174	45.199	40.961	197.0	54:33.566	
9	2:23.598B	59.726	51.136	32.736	183.7	29:25.964	9	9:59.600	8:50.144	46.991	22.465	248.5	1:04:33.166	
10	13:46.122	...	48.520	22.675	246.8	43:12.086	10	2:03.799	56.923	44.930	21.946	249.7	1:06:36.965	
11	2:05.868	57.867	45.177	22.824	249.1	45:17.954	11	2:03.607	56.857	44.411	22.339	249.7	1:08:40.572	
12	2:07.790	1:00.342	44.792	22.656	250.8	47:25.744	12	2:03.306	56.463	44.614	22.229	249.7	1:10:43.878	
13	2:04.942	57.715	44.979	22.248	252.6	49:30.686	13	3:40.945B	1:41.746	1:17.608	41.591	104.8	1:14:24.823	
14	2:04.970	57.443	44.947	22.580	251.4	51:35.656	14	11:20.402	...	47.921	23.082	239.2	1:25:45.225	
15	2:18.021	1:09.702	45.822	22.497	248.5	53:53.677	15	2:01.046	56.032	43.548	21.466	251.4	1:27:46.271	
16	2:06.023	58.040	45.308	22.675	252.0	55:59.700	16	2:01.344	55.681	43.827	21.836	250.8	1:29:47.615	
17	2:40.074B	1:08.143	59.854	32.077	148.2	58:39.774	17	2:30.870	1:17.727	50.070	23.073	239.2	1:32:18.485	
18	42:34.692	...	52.316	23.488	225.8	1:41:14.466	18	2:01.594	55.667	44.118	21.809	248.0	1:34:20.079	
19	2:07.923	58.747	45.602	23.574	249.1	1:43:22.389	19	2:01.716	55.849	44.147	21.720	250.8	1:36:21.795	
20	2:19.528	1:10.944	46.045	22.539	250.8	1:45:41.917	20	2:30.348B	1:06.591	50.955	32.802	213.3	1:38:52.143	
21	2:06.959	58.605	45.396	22.958	249.7	1:47:48.876								
22	2:06.370	58.343	45.427	22.600	250.3	1:49:55.246								
<b>26</b>	<b>Franck RUIMY</b> GBR HR Owen Ferrari 488 Challenge							<b>33</b>	<b>Emanuele Maria TABACCHI</b> ITA Rossocorsa Ferrari 488 Challenge					
1	11:07.530	9:47.556	50.463	29.511	155.2	11:07.530	1	12:22.735	...	47.859	22.962	236.1	12:22.735	
2	2:12.546	1:00.777	48.060	23.709	227.6	13:20.076								
3	2:09.574	59.704	46.663	23.207	239.2	15:29.650								
4	2:07.916	58.576	46.436	22.904	241.9	17:37.566								
5	2:20.103	1:07.124	49.955	23.024	234.5	19:57.669								
6	2:06.768	58.242	45.988	22.538	243.0	22:04.437								
7	2:15.659B	58.198	46.479	30.982	201.0	24:20.096								
8	20:30.142B	...	52.276	35.962	215.0	44:50.238								
9	4:49.847	3:38.998	47.463	23.386	244.6	49:40.085								
10	2:11.849	59.585	48.481	23.783	240.3	51:51.934								
11	2:19.255	59.853	47.461	31.941	244.1	54:11.189								
12	2:17.401	1:06.091	47.625	23.685	243.0	56:28.590								
13	2:11.408	1:00.060	47.426	23.922	245.2	58:39.998								
14	2:12.618	59.840	47.668	25.110	209.2	1:00:52.616								
15	2:27.406B	1:02.041	51.125	34.240	182.1	1:03:20.022								
16	8:59.194B	7:16.211	1:02.989	39.994	170.9	1:12:19.216								
17	6:35.253	5:24.312	47.661	23.280	245.7	1:18:54.469								
18	2:08.537	58.537	46.688	23.312	247.4	1:21:03.006								
19	2:08.119	58.521	46.375	23.223	245.2	1:23:11.125								
20	2:08.609	58.522	46.922	23.165	244.6	1:25:19.734								
21	2:09.528	59.243	47.517	22.768	245.7	1:27:29.262								
22	2:27.755B	58.951	51.756	37.048	175.9	1:29:57.017								
23	13:24.943	...	46.981	24.361	214.6	1:43:21.960								
24	2:08.767	59.457	46.224	23.086	248.0	1:45:30.727								
25	2:46.591	1:33.951	48.604	24.036	240.8	1:48:17.318								
26	2:09.084	59.167	46.720	23.197	246.3	1:50:26.402								

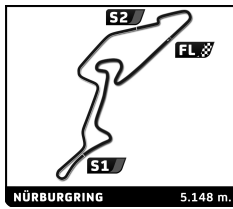


# TROFEO PIRELLI NÜRBURGRING

## Test 2

### Sector Analysis

Lap	Time	Sector 1	Sector 2	Sector 3	T.Spd	Elapsed	Lap	Time	Sector 1	Sector 2	Sector 3	T.Spd	Elapsed	
2	2:06.720	58.484	45.746	22.490	250.3	14:29.455	<b>51</b> <b>Walter Ben DOERENBERG</b> DEU Ferrari Eberlein Ferrari 488 Challenge	1	19:21.438	...	55.322	26.582	205.2	19:21.438
3	2:06.376	58.227	45.495	22.654	250.8	16:35.831		2	2:19.777	1:03.137	49.723	26.917	230.1	21:41.215
4	2:07.839	58.321	45.610	23.908	251.4	18:43.670		3	2:14.943	1:02.361	48.829	23.753	243.5	23:56.158
5	2:16.160B	59.599	46.284	30.277	250.8	20:59.830		4	2:14.537	1:01.216	47.955	25.366	245.2	26:10.695
6	6:44.567	5:35.257	46.421	22.889	245.2	27:44.397		5	2:38.547B	1:06.828	54.342	37.377	187.2	28:49.242
7	2:05.414	57.001	46.517	21.896	253.2	29:49.811		6	37:58.316	...	55.438	27.142	190.4	1:06:47.558
8	<b>2:02.977</b>	<b>56.532</b>	<b>44.445</b>	22.000	252.6	31:52.788		7	2:29.078	1:07.582	55.481	26.015	197.0	1:09:16.636
9	2:03.211	56.916	44.454	<b>21.841</b>	250.8	33:55.999		8	2:20.288	1:04.384	50.989	24.915	204.5	1:11:36.924
10	2:11.595B	59.058	44.860	27.677	252.6	36:07.594		9	2:16.383	1:03.554	49.307	23.522	239.7	1:13:53.307
11	6:17.623	5:10.480	44.859	22.284	253.2	42:25.217		10	2:22.990	1:01.124	57.986	23.880	219.8	1:16:16.297
12	2:06.533	57.407	46.888	22.238	253.2	44:31.750		11	2:11.020	1:00.232	<b>47.178</b>	23.610	248.0	1:18:27.317
13	2:04.120	57.306	44.689	22.125	253.8	46:35.870		12	2:11.350	1:00.430	<b>47.718</b>	23.202	243.0	1:20:38.667
14	2:04.407	57.197	44.888	22.322	254.4	48:40.277		13	2:11.822	<b>59.841</b>	48.143	23.838	236.1	1:22:50.489
15	2:09.701B	57.609	44.770	27.322	250.3	50:49.978		14	2:22.930	1:03.509	55.192	24.229	219.8	1:25:13.419
16	19:34.166	...	45.044	22.719	252.6	1:10:24.144		15	2:13.800	1:00.386	49.885	23.529	239.2	1:27:27.219
17	2:04.215	57.393	44.810	22.012	252.6	1:12:28.359		16	2:15.129	1:00.245	47.485	27.399	248.5	1:29:42.348
18	2:04.475	57.368	44.861	22.246	250.8	1:14:32.834		17	2:47.623B	1:10.107	57.841	39.675	162.0	1:32:29.971
19	2:06.794	57.348	44.871	24.575	231.5	1:16:39.628		18	12:23.622	...	52.465	26.143	210.4	1:44:53.593
20	2:29.217B	1:11.913	45.261	32.043	252.6	1:19:08.845		19	2:19.911	1:04.569	51.273	24.069	230.1	1:47:13.504
21	7:45.854	6:38.237	45.366	22.251	253.2	1:26:54.699		20	<b>2:10.153</b>	59.889	47.248	<b>23.016</b>	245.7	1:49:23.657
22	2:03.801	56.894	44.910	21.997	253.8	1:28:58.500		21	2:57.707B	1:12.063	1:01.622	44.022	145.1	1:52:21.364
23	2:03.399	56.805	44.462	22.132	254.4	1:31:01.899								
24	2:03.688	56.767	44.667	22.254	253.8	1:33:05.587								
25	2:13.489B	56.992	47.280	29.217	214.2	1:35:19.076								
<b>45</b>	<b>Christian OVERGAARD</b> DNK Forza Racing Ferrari 488 Challenge							<b>56</b>	<b>Matus VYBOH</b> SVK Scuderia Praha Ferrari 488 Challenge					
1	2:58.279	1:44.652	49.150	24.477	185.2	2:58.279	1	2:38.369	1:28.036	47.404	22.929	240.3	2:38.369	
2	2:10.624	1:00.204	47.055	23.365	227.6	5:08.903	2	2:05.513	57.886	45.057	22.570	248.0	4:43.882	
3	2:05.257	57.863	45.040	22.354	243.5	7:14.160	3	2:04.495	57.064	44.886	22.545	249.7	6:48.377	
4	2:04.564	57.258	44.930	22.376	243.5	9:18.724	4	2:04.278	<b>56.721</b>	45.189	22.368	249.1	8:52.655	
5	2:32.126B	1:04.450	53.268	34.408	192.8	11:50.850	5	2:19.857B	57.383	49.468	33.006	195.6	11:12.512	
6	27:14.904	...	45.204	22.505	245.2	39:05.754	6	3:34.800	2:23.078	48.394	23.328	227.6	14:47.312	
7	<b>2:04.292</b>	<b>57.139</b>	<b>44.756</b>	22.397	244.6	41:10.046	7	2:05.525	57.590	45.400	22.535	250.8	16:52.837	
8	2:07.245	58.453	45.776	23.016	197.0	43:17.291	8	2:05.546	57.531	45.528	22.487	249.7	18:58.383	
9	2:23.809B	59.215	48.757	35.837	195.9	45:41.100	9	2:13.688	57.192	53.680	22.816	237.1	21:12.071	
10	11:40.582	...	47.217	24.159	239.2	57:21.682	10	2:05.067	57.313	45.290	22.464	250.3	23:17.138	
11	2:09.182	59.540	46.606	23.036	239.2	59:30.864	11	2:20.337B	57.747	50.239	32.351	214.6	25:37.475	
12	2:11.387	59.614	48.143	23.630	236.1	1:01:42.251	12	6:21.611	5:13.543	45.675	22.393	246.8	31:59.086	
13	2:11.608	1:00.927	46.991	23.690	239.2	1:03:53.859	13	2:05.459	57.665	45.312	22.482	251.4	34:04.545	
14	2:09.469	59.219	46.691	23.559	239.2	1:06:03.328	14	2:05.541	57.673	45.152	22.716	250.3	36:10.086	
15	2:09.612	59.045	47.277	23.290	238.2	1:08:12.940	15	2:05.157	57.622	44.999	22.536	251.4	38:15.243	
16	2:11.157	1:00.718	47.015	23.424	237.1	1:10:24.097	16	2:05.629	57.369	45.741	22.519	250.3	40:20.872	
17	2:10.161	59.782	46.947	23.432	239.2	1:12:34.258	17	2:06.733	58.384	45.269	23.080	249.1	42:27.605	
18	2:09.730	59.426	46.902	23.402	239.7	1:14:43.988	18	2:06.418	58.121	45.450	22.847	249.1	44:34.023	
19	2:20.835B	59.572	47.549	33.714	240.8	1:17:04.823	19	2:20.910B	58.527	51.293	31.090	220.2	46:54.933	
20	15:36.789	...	48.590	24.415	224.3	1:32:41.612	20	10:11.641	9:00.858	47.122	23.661	226.2	57:06.574	
21	2:07.155	57.959	46.411	22.785	243.0	1:34:48.767	21	2:08.012	58.518	46.707	22.787	249.1	59:14.586	
22	2:07.372	57.499	46.085	23.788	240.8	1:36:56.139	22	2:06.517	58.348	45.603	22.566	250.8	1:01:21.103	
23	2:06.284	57.948	45.792	22.544	242.4	1:39:02.423	23	2:06.576	58.121	45.504	22.951	249.7	1:03:27.679	
24	2:05.015	57.864	46.347	<b>20.804</b>	241.3	1:41:07.438	24	2:07.470	58.356	46.587	22.527	248.5	1:05:35.149	
25	2:09.435	1:00.118	46.560	22.757	242.4	1:43:16.873	25	2:06.127	57.843	45.419	22.865	248.5	1:07:41.276	
26	2:06.217	57.984	45.792	22.441	243.0	1:45:23.090	26	2:19.975B	1:01.438	47.585	30.952	229.6	1:10:01.251	
27	2:06.989	57.603	46.599	22.787	242.4	1:47:30.079	27	12:41.046	...	48.518	23.820	241.3	1:22:42.297	
28	2:07.389	57.931	46.772	22.686	241.9	1:49:37.468	28	<b>2:03.848</b>	57.069	44.635	<b>22.144</b>	248.5	1:24:46.145	
29	2:09.985	58.752	48.571	22.662	241.9	1:51:47.453	29	2:09.987	1:02.562	44.927	22.498	250.8	1:26:56.132	
							30	2:04.907	56.829	<b>44.593</b>	23.485	249.7	1:29:01.039	



# TROFEO PIRELLI NÜRBURGRING Test 2

## Sector Analysis

■ Personal Best    
 ■ Session Best    
 ■ Crossing the finish line in the pit lane


Lap	Time	Sector 1	Sector 2	Sector 3	T.Spd	Elapsed	Lap	Time	Sector 1	Sector 2	Sector 3	T.Spd	Elapsed
31	2:13.534 <b>B</b>	57.865	46.323	29.346	220.2	1:31:14.573	13	2:05.346	57.144	45.206	22.996	255.6	45:22.069
32	9:36.808	8:27.162	46.532	23.114	243.5	1:40:51.381	14	2:05.126	57.496	45.327	22.303	255.0	47:27.195
33	2:04.184	57.080	44.750	22.354	250.8	1:42:55.565	15	2:23.073 <b>B</b>	57.240	45.386	40.447	215.0	49:50.268
34	2:04.722	57.101	44.836	22.785	250.8	1:45:00.287	16	18:40.747	...	45.849	22.551	253.8	1:08:31.015
35	2:04.975	57.150	45.289	22.536	249.1	1:47:05.262	17	2:08.206	1:00.884	45.106	22.216	255.6	1:10:39.221
36	2:05.232	57.492	44.877	22.863	250.3	1:49:10.494	18	2:09.993	1:02.027	45.558	22.408	254.4	1:12:49.214
37	2:05.589	57.845	45.031	22.713	248.0	1:51:16.083	19	2:11.937	1:03.232	45.657	23.048	251.4	1:15:01.151

61 John DHILLON <span style="float: right;">GBR</span>						
Graypaul Nottingham			Ferrari 488 Challenge			
1	10:40.230	9:28.509	48.270	23.451	203.7	10:40.230
2	2:15.880	1:00.495	50.275	25.110	166.5	12:56.110
3	2:14.716	1:03.790	48.497	22.429	236.1	15:10.826
4	2:03.669	56.830	44.717	22.122	250.3	17:14.495
5	2:27.660 <b>B</b>	1:00.031	51.392	36.237	173.4	19:42.155
6	5:23.394	4:12.944	47.665	22.785	242.4	25:05.549
7	2:10.608	1:00.105	47.953	22.550	244.1	27:16.157
8	2:08.446	58.758	46.627	23.061	245.2	29:24.603
9	2:08.120	58.372	46.994	22.754	248.5	31:32.723
10	2:07.620	58.637	46.373	22.610	249.7	33:40.343
11	2:20.846 <b>B</b>	59.456	46.496	34.894	249.7	36:01.189
12	6:34.953	5:23.404	48.699	22.850	245.7	42:36.142
13	2:06.511	58.209	45.777	22.525	249.1	44:42.653
14	2:05.614	57.460	45.795	22.359	250.3	46:48.267
15	2:06.286	57.986	45.791	22.509	249.7	48:54.553
16	2:17.184 <b>B</b>	58.400	45.408	33.376	248.5	51:11.737
17	5:24.705	4:08.713	44.838	31.154	229.1	56:36.442
18	2:03.651	56.613	44.541	22.497	248.0	58:40.093
19	2:02.628	<b>56.407</b>	44.348	<b>21.873</b>	249.7	1:00:42.721
20	2:04.814	56.438	45.219	23.157	238.7	1:02:47.535
21	<b>2:02.627</b>	56.515	<b>44.099</b>	22.013	250.8	1:04:50.162
22	2:12.621 <b>B</b>	56.974	44.937	30.710	252.0	1:07:02.783
23	25:22.815	...	50.670	24.140	186.2	1:32:25.598
24	2:07.184	58.592	45.975	22.617	250.3	1:34:32.782
25	2:06.912	58.374	46.082	22.456	249.1	1:36:39.694
26	2:08.769	59.559	46.528	22.682	248.5	1:38:48.463
27	2:06.701	58.338	45.879	22.484	250.3	1:40:55.164
28	2:06.933	58.233	46.057	22.643	247.4	1:43:02.097
29	2:07.265	58.636	46.015	22.614	249.7	1:45:09.362
30	2:07.437	58.094	46.525	22.818	249.7	1:47:16.799
31	2:07.457	58.521	46.009	22.927	243.5	1:49:24.256
32	2:09.908	1:00.588	46.275	23.045	243.5	1:51:34.164

84 Bjorn GROSSMANN <span style="float: right;">DEU</span>						
Octane 126			Ferrari 488 Challenge			
1	2:37.060	1:24.192	49.572	23.296	241.3	2:37.060
2	2:11.950	1:01.950	46.467	23.533	252.0	4:49.010
3	2:22.042 <b>B</b>	1:00.342	49.023	32.677	197.4	7:11.052
4	4:04.508	2:54.278	46.756	23.474	248.5	11:15.560
5	2:04.876	57.508	44.804	22.564	253.2	13:20.436
6	2:04.111	56.847	44.912	22.352	255.0	15:24.547
7	2:12.852 <b>B</b>	57.107	45.142	30.603	252.6	17:37.399
8	5:23.835	4:15.505	45.026	23.304	231.0	23:01.234
9	2:04.767	57.186	44.976	22.605	255.0	25:06.001
10	2:05.096	57.749	44.890	22.457	252.6	27:11.097
11	3:08.253 <b>B</b>	1:07.159	1:20.775	40.319	131.5	30:19.350
12	12:57.373	...	44.993	22.434	254.4	43:16.723

85 Lennart MARIONECK <span style="float: right;">DEU</span>						
Gohm Motorsport			Ferrari 488 Challenge			
1	28:10.209	...	46.798	22.642	245.7	28:10.209
2	2:03.686	56.984	44.577	22.125	250.8	30:13.895
3	<b>2:03.206</b>	<b>56.698</b>	<b>44.527</b>	<b>21.981</b>	250.8	32:17.101
4	2:19.002 <b>B</b>	1:02.411	48.472	28.119	213.3	34:36.103
5	8:09.422	6:47.118	55.985	26.319	210.4	42:45.525
6	2:27.700	1:06.843	54.680	26.177	210.4	45:13.225
7	2:26.673	1:06.308	54.279	26.086	201.4	47:39.898
8	2:29.186	1:07.449	54.750	26.987	184.9	50:09.084
9	2:25.296	1:05.237	54.269	25.790	209.6	52:34.380
10	2:25.094	1:05.583	53.689	25.822	216.7	54:59.474
11	2:21.903	1:03.695	52.152	26.056	216.7	57:21.377
12	2:23.854	1:04.635	53.378	25.841	211.6	59:45.231
13	2:56.905 <b>B</b>	1:10.655	1:05.258	40.992	137.9	1:02:42.136

90 Jack BROWN <span style="float: right;">GBR</span>						
Graypaul Nottingham			Ferrari 488 Challenge			
1	6:45.777	5:37.373	45.896	22.508	246.8	6:45.777
2	2:04.492	57.503	44.943	22.046	246.8	8:50.269
3	2:04.910	57.618	45.001	22.291	246.8	10:55.179
4	2:04.663	57.177	45.075	22.411	245.2	12:59.842
5	2:07.338	58.139	46.741	22.458	245.7	15:07.180
6	2:25.546 <b>B</b>	57.737	50.027	37.782	186.2	17:32.726
7	15:55.424	...	46.046	22.386	248.5	33:28.150
8	2:07.027	57.445	47.083	22.499	246.3	35:35.177
9	2:05.244	57.350	45.417	22.477	249.1	37:40.421
10	2:13.910 <b>B</b>	58.234	46.009	29.667	249.1	39:54.331
11	36:28.066	...	54.750	25.633	201.4	1:16:22.397
12	2:11.139	1:00.437	47.768	22.934	235.1	1:18:33.536
13	2:07.604	59.143	45.931	22.530	247.4	1:20:41.140
14	2:07.073	58.063	46.532	22.478	248.0	1:22:48.213
15	2:40.632 <b>B</b>	1:03.705	58.934	37.993	165.7	1:25:28.845
16	5:54.564	4:46.922	45.569	22.073	248.5	1:31:23.409
17	<b>2:02.336</b>	<b>56.208</b>	<b>44.367</b>	<b>21.761</b>	247.4	1:33:25.745
18	2:02.381	56.462	<b>44.115</b>	21.804	249.1	1:35:28.126
19	2:29.547 <b>B</b>	56.536	53.985	39.026	156.6	1:37:57.673



# TROFEO PIRELLI NÜRBURGRING Test 2

## Sector Analysis

■ Personal Best   
 ■ Session Best   
 ■ Crossing the finish line in the pit lane

Lap	Time	Sector 1	Sector 2	Sector 3	T.Sp	Elapsed	Lap	Time	Sector 1	Sector 2	Sector 3	T.Sp	Elapsed	
<b>92</b>	<b>Sam SMEETH</b> GBR							8	2:11.202	1:00.479	47.320	23.403	240.3	26:11.256
	Baron Motorsport Ferrari 488 Challenge							9	2:39.678 <b>B</b>	1:09.056	54.276	36.346	191.4	28:50.934
1	3:17.596	2:03.300	50.371	23.925	214.6	3:17.596	10	27:58.556	...	51.924	24.740	223.4	56:49.490	
2	2:36.566 <b>B</b>	1:01.591	57.146	37.829	149.7	5:54.162	11	2:07.766	58.886	46.172	22.708	241.3	58:57.256	
3	24:26.144	...	51.911	24.499	196.7	30:20.306	12	<b>2:06.720</b>	<b>58.068</b>	<b>46.054</b>	<b>22.598</b>	246.3	1:01:03.976	
4	2:46.202 <b>B</b>	1:09.459	1:00.797	35.946	147.6	33:06.508	13	2:33.736 <b>B</b>	1:05.745	52.943	35.048	211.6	1:03:37.712	
5	8:54.556	7:45.341	46.014	23.201	252.0	42:01.064								
6	2:03.765	<b>56.763</b>	44.977	<b>22.025</b>	249.7	44:04.829								
7	<b>2:03.709</b>	56.830	44.727	22.152	252.0	46:08.538								
8	2:22.686 <b>B</b>	1:00.084	46.035	36.567	226.7	48:31.224								
9	10:12.845	9:02.842	47.119	22.884	246.8	58:44.069								
10	2:07.643	57.532	46.292	23.819	207.2	1:00:51.712								
11	2:04.036	57.216	<b>44.545</b>	22.275	249.1	1:02:55.748								
12	2:04.683	57.214	44.947	22.522	245.7	1:05:00.431								
13	2:17.957	1:07.227	48.403	22.327	249.7	1:07:18.388								
14	2:06.168	58.008	45.772	22.388	250.3	1:09:24.556								
15	2:23.458 <b>B</b>	57.927	50.343	35.188	185.9	1:11:48.014								
16	13:21.574	...	46.271	22.489	248.0	1:25:09.588								
17	2:04.750	57.434	45.088	22.228	249.7	1:27:14.338								
18	2:22.527 <b>B</b>	59.547	52.385	30.595	214.6	1:29:36.865								
19	13:01.349	...	52.855	24.714	206.0	1:42:38.214								
20	2:07.892	59.531	46.117	22.244	247.4	1:44:46.106								
21	2:53.101 <b>B</b>	1:07.938	1:08.079	37.084	153.5	1:47:39.207								
<b>232</b>	<b>Lars BOERS</b>													
	Munstershuis Ferrari 488 Challenge													
1	13:56.060	...	48.378	23.319	245.2	13:56.060								
2	2:10.710	59.920	47.836	22.954	243.0	16:06.770								
3	2:09.333	59.579	46.980	22.774	245.2	18:16.103								
4	2:08.834	59.183	46.423	23.228	242.4	20:24.937								
5	2:18.776	1:03.185	50.530	25.061	201.4	22:43.713								
6	2:09.476	59.164	47.527	22.785	244.1	24:53.189								
7	2:09.878	58.897	46.671	24.310	243.5	27:03.067								
8	2:37.598 <b>B</b>	1:00.614	55.098	41.886	161.7	29:40.665								
9	7:06.990	5:57.439	46.955	<b>22.596</b>	239.2	36:47.655								
10	2:41.878 <b>B</b>	58.996	<b>45.713</b>	57.169	248.0	39:29.533								
11	3:59.542	2:48.053	47.658	23.831	234.0	43:29.075								
12	2:08.124	58.977	46.133	23.014	249.1	45:37.199								
13	2:08.671	58.975	46.107	23.589	246.3	47:45.870								
14	2:24.211 <b>B</b>	1:00.425	48.337	35.449	188.5	50:10.081								
15	8:19.751	7:09.328	47.070	23.353	222.5	58:29.832								
16	2:08.686	59.170	46.357	23.159	243.5	1:00:38.518								
17	2:10.315	59.341	46.291	24.683	244.1	1:02:48.833								
18	<b>2:07.934</b>	<b>58.727</b>	46.571	22.636	243.5	1:04:56.767								
19	2:08.994	59.522	46.585	22.887	245.2	1:07:05.761								
20	9:45.572 <b>B</b>			43.985	82.0	1:16:51.333								
<b>233</b>	<b>Tim OLIN</b>													
	Formula Racing Ferrari 488 Challenge													
1	10:32.011	9:15.925	50.919	25.167	224.3	10:32.011								
2	2:17.866	1:04.186	49.537	24.143	225.8	12:49.877								
3	2:27.916	1:06.409	56.167	25.340	169.8	15:17.793								
4	2:10.489	59.694	47.359	23.436	235.6	17:28.282								
5	2:11.436	1:00.649	47.509	23.278	236.6	19:39.718								
6	2:09.469	59.636	46.759	23.074	240.8	21:49.187								
7	2:10.867	59.510	47.932	23.425	229.6	24:00.054								
<b>239</b>	<b>Andrea DEL BUFALO</b>													
	Rossocorsa Ferrari 488 Challenge													
1	18:46.894	...	48.067	22.664	233.0	18:46.894								
2	2:06.797	59.048	45.271	22.478	251.4	20:53.691								
3	2:09.516	58.407	45.632	25.477	237.1	23:03.207								
4	2:05.334	58.038	45.104	<b>22.192</b>	250.3	25:08.541								
5	2:40.133 <b>B</b>	1:08.167	55.918	36.048	177.3	27:48.674								
6	50:24.854	...	47.837	23.710	229.1	1:18:13.528								
7	2:09.910	59.091	47.776	23.043	234.5	1:20:23.438								
8	2:09.571	58.686	45.949	24.936	236.6	1:22:33.009								
9	2:29.738 <b>B</b>	1:03.299	50.458	35.981	178.8	1:25:02.747								
10	5:37.495	4:27.114	47.634	22.747	240.3	1:30:40.242								
11	2:05.581	57.335	44.759	23.487	249.7	1:32:45.823								
12	<b>2:04.476</b>	57.493	<b>44.672</b>	22.311	249.7	1:34:50.299								
13	2:04.980	<b>57.287</b>	45.141	22.552	247.4	1:36:55.279								
14	2:05.582	57.711	45.385	22.486	250.8	1:39:00.861								
15	2:38.741 <b>B</b>	1:07.819	56.464	34.458	169.0	1:41:39.602								
16	7:47.352	6:38.071	45.810	23.471	245.7	1:49:26.954								
17	2:13.699	1:04.635	46.692	22.372	250.3	1:51:40.653								
<b>240</b>	<b>Alessandro DEL BUFALO</b>													
	Rossocorsa Ferrari 488 Challenge													
1	2:43.347	1:32.371	46.651	24.325	246.8	2:43.347								
2	2:13.115	59.661	47.990	25.464	222.0	4:56.462								
3	2:10.911	59.672	47.165	24.074	239.2	7:07.373								
4	2:48.498 <b>B</b>	1:10.606	59.295	38.597	164.4	9:55.871								
5	26:54.139	...	56.440	23.385	223.0	36:50.010								
6	2:09.269	59.680	<b>46.156</b>	23.433	247.4	38:59.279								
7	<b>2:08.753</b>	<b>59.016</b>	46.536	<b>23.201</b>	249.1	41:08.032								
8	2:35.941 <b>B</b>	1:02.860	56.932	36.149	188.1	43:43.973								
<b>241</b>	<b>Federico LACONCA</b>													
	Rossocorsa Ferrari 488 Challenge													
1	13:46.552	...	53.842	24.117	223.4	13:46.552								
2	2:07.440	58.301	46.394	22.745	247.4	15:53.992								
3	2:07.970	58.875	46.327	22.768	248.5	18:01.962								
4	2:06.108	57.533	45.190	23.385	250.3	20:08.070								
5	2:36.719 <b>B</b>	1:06.737	53.595	36.387	197.0	22:44.789								
6	4:48.420 <b>B</b>	3:11.689	1:00.427	36.304	187.2	27:33.209								
7	52:20.485	...	1:10.023	30.495	164.9	1:19:53.694								
8	2:45.067 <b>B</b>	1:13.015	57.727	34.325	175.3	1:22:38.761								
9	17:59.926	...	51.494	25.375	216.7	1:40:38.687								
10	2:08.396	58.437	47.048	22.911	249.1	1:42:47.083								
11	2:06.280	<b>57.383</b>	<b>45.131</b>	23.766	250.3	1:44:53.363								
12	2:06.968	57.660	45.769	23.539	249.1	1:47:00.331								
13	<b>2:05.193</b>	57.684	45.340	<b>22.169</b>	248.5	1:49:05.524								
14	3:12.596 <b>B</b>	1:26.123	1:03.847	42.626	143.5	1:52:18.120								
<b>242</b>	<b>Claudio RIVA</b>													
	Rossocorsa Ferrari 488 Challenge													

