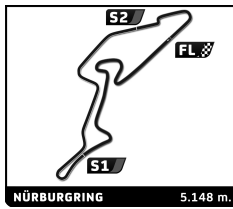


# TROFEO PIRELLI NÜRBURGRING

## Test 1

### Sector Analysis

Lap	Time	Sector 1	Sector 2	Sector 3	T.Sp	Elapsed	Lap	Time	Sector 1	Sector 2	Sector 3	T.Sp	Elapsed	
<b>6</b>	<b>Thomas NEUBAUER</b> FRA Charles Pozzi Ferrari 488 Challenge													
1	3:37.175	2:23.494	49.796	23.885	219.8	3:37.175								
2	2:07.858	59.080	46.022	22.756	231.5	5:45.033								
3	2:05.603	57.805	45.146	22.652	250.8	7:50.636								
4	2:09.225	1:01.131	44.191	23.903	252.0	9:59.861								
5	<b>2:02.162</b>	56.250	44.051	<b>21.861</b>	253.2	12:02.023								
6	2:14.174	1:07.145	44.985	22.044	245.2	14:16.197								
7	2:02.415	56.056	44.314	22.045	252.6	16:18.612								
8	2:04.416	56.692	45.684	22.040	252.6	18:23.028								
9	2:12.441 <b>B</b>	56.695	44.675	31.071	253.8	20:35.469								
10	4:59.233	3:51.294	44.946	22.993	255.0	25:34.702								
11	2:11.044 <b>B</b>	56.857	44.711	29.476	252.6	27:45.746								
12	10:46.993	9:38.112	46.871	22.010	252.6	38:32.739								
13	2:04.724	56.669	44.918	23.137	254.4	40:37.463								
14	2:03.636	56.851	44.467	22.318	254.4	42:41.099								
15	2:06.224	56.727	44.889	24.608	254.4	44:47.323								
16	2:25.557 <b>B</b>	1:03.743	49.777	32.037	165.2	47:12.880								
17	28:49.743	...	1:10.671	37.927	130.7	1:16:02.623								
18	2:17.699	1:09.719	45.571	22.409	230.6	1:18:20.322								
19	2:02.280	56.206	44.096	21.978	255.0	1:20:22.602								
20	2:02.869	56.162	<b>44.025</b>	22.682	254.4	1:22:25.471								
21	2:15.637 <b>B</b>	1:00.695	46.206	28.736	213.7	1:24:41.108								
22	9:41.916	8:32.908	46.855	22.153	252.0	1:34:23.024								
23	2:02.646	56.219	44.421	22.006	253.2	1:36:25.670								
24	2:02.291	<b>55.925</b>	44.310	22.056	255.6	1:38:27.961								
25	2:32.684 <b>B</b>	1:02.079	52.131	38.474	173.9	1:41:00.645								
<b>9</b>	<b>Oliver PLASSMANN</b> DEU Autohaus Ulrich Ferrari 488 Challenge													
1	4:36.039	2:57.238	1:10.552	28.249	117.5	4:36.039								
2	2:18.397	1:04.154	50.468	23.775	228.1	6:54.436								
3	2:07.597	59.243	45.801	22.553	246.3	9:02.033								
4	2:24.770 <b>B</b>	59.763	49.914	35.093	198.8	11:26.803								
5	5:45.790	4:36.377	46.540	22.873	248.0	17:12.593								
6	2:07.591	58.023	46.899	22.669	252.0	19:20.184								
7	2:05.890	57.555	45.452	22.883	252.6	21:26.074								
8	<b>2:05.020</b>	57.684	45.077	<b>22.259</b>	253.2	23:31.094								
9	2:07.037	58.107	45.339	23.591	253.2	25:38.131								
10	2:05.150	57.897	<b>44.831</b>	22.422	254.4	27:43.281								
11	2:06.875	<b>57.442</b>	46.553	22.880	229.6	29:50.156								
12	2:32.045 <b>B</b>	1:05.323	52.825	33.897	169.0	32:22.201								
13	37:00.810	...	49.490	25.620	201.4	1:09:23.011								
14	2:28.036 <b>B</b>	1:00.146	54.006	33.884	200.7	1:11:51.047								
15	4:46.303	3:36.244	47.037	23.022	248.5	1:16:37.350								
16	2:06.012	58.014	45.359	22.639	250.8	1:18:43.362								
17	2:05.924	58.128	45.123	22.673	249.7	1:20:49.286								
18	2:07.199	57.608	45.790	23.801	249.1	1:22:56.485								
19	2:32.732 <b>B</b>	1:00.229	57.432	35.071	149.7	1:25:29.217								
20	6:39.566	5:30.732	46.126	22.708	249.1	1:32:08.783								
21	2:06.683	58.354	45.914	22.415	249.1	1:34:15.466								
22	2:06.486	57.990	45.035	23.461	251.4	1:36:21.952								
23	2:05.662	58.024	45.161	22.477	252.0	1:38:27.614								
24	2:05.890	58.103	45.379	22.408	252.0	1:40:33.504								
25	2:06.154	57.933	45.376	22.845	251.4	1:42:39.658								
26	2:52.923 <b>B</b>	1:10.984	1:02.846	39.093	137.7	1:45:32.581								
<b>17</b>	<b>Louis PRETTE</b> ITA Formula Racing Ferrari 488 Challenge													
1	6:49.150	5:28.588	54.486	26.076	198.1	6:49.150								
2	2:11.227	1:00.953	47.102	23.172	229.6	9:00.377								
3	2:08.360	59.380	46.391	22.589	242.4	11:08.737								
4	2:26.432	1:06.743	56.134	23.555	184.3	13:35.169								
5	2:04.654	57.180	45.285	22.189	251.4	15:39.823								
6	2:03.816	56.665	45.122	22.029	250.8	17:43.639								
7	2:06.302	56.781	47.265	22.256	250.8	19:49.941								
8	2:03.591	56.450	44.879	22.262	250.8	21:53.532								
9	2:03.830	56.658	44.777	22.395	250.8	23:57.362								
10	2:27.306 <b>B</b>	1:00.138	50.995	36.173	162.2	26:24.668								
11	26:43.573	...	49.383	23.513	204.5	53:08.241								
12	2:08.764	1:00.075	46.180	22.509	230.1	55:17.005								
13	2:10.413	1:01.128	46.332	22.953	248.5	57:27.418								
14	2:22.034	1:09.508	50.219	22.307	248.0	59:49.452								
15	2:04.109	56.716	45.166	22.227	250.3	1:01:53.561								
16	2:05.912	57.024	46.466	22.422	250.3	1:03:59.473								
17	2:04.421	56.819	45.161	22.441	250.3	1:06:03.894								
18	2:25.189 <b>B</b>	1:02.219	48.920	34.050	167.5	1:08:29.083								
19	7:11.528	5:58.422	47.742	25.364	202.5	1:15:40.611								
20	2:02.306	56.248	44.214	<b>21.844</b>	250.3	1:17:42.917								
21	<b>2:01.969</b>	<b>55.944</b>	<b>44.108</b>	21.917	250.8	1:19:44.886								
22	2:04.457	56.083	44.228	24.146	250.8	1:21:49.343								
23	2:18.569	1:10.339	46.173	22.057	250.3	1:24:07.912								
<b>26</b>	<b>Franck RUIMY</b> GBR HR Owen Ferrari 488 Challenge													
1	3:29.284	2:08.028	55.853	25.403	211.2	3:29.284								
2	2:21.992	1:06.929	50.126	24.937	225.8	5:51.276								
3	2:17.035	1:03.176	50.177	23.682	228.6	8:08.311								
4	2:16.250	1:03.660	49.083	23.507	232.0	10:24.561								
5	2:15.518	1:02.668	49.175	23.675	235.1	12:40.079								
6	2:13.149	1:01.438	48.479	23.232	243.0	14:53.228								
7	2:15.709	1:01.983	48.589	25.137	242.4	17:08.937								
8	2:13.636	1:00.543	48.592	24.501	235.1	19:22.573								
9	2:10.684	1:00.455	46.990	23.239	243.5	21:33.257								
10	2:11.965	1:00.613	47.721	23.631	239.7	23:45.222								
11	2:33.950 <b>B</b>	1:01.492	52.354	40.104	159.4	26:19.172								
12	10:14.824	9:04.794	46.997	23.033	240.3	36:33.996								
13	2:10.768	59.535	47.536	23.697	239.7	38:44.764								
14	2:11.832	1:00.365	47.690	23.777	240.3	40:56.596								
15	2:22.630	59.501	59.287	23.842	236.6	43:19.226								
16	2:13.022	1:01.724	47.741	23.557	242.4	45:32.248								
17	2:10.977	1:00.345	47.384	23.248	243.5	47:43.225								
18	2:10.982	1:00.415	47.524	23.043	243.0	49:54.207								
19	2:40.176 <b>B</b>	1:05.559	53.731	40.886	186.8	52:34.383								
20	36:09.516	...	50.817	24.934	220.2	1:28:43.899								
21	2:11.919	1:01.099	47.343	23.477	243.0	1:30:55.818								
22	2:11.376	1:00.836	47.393	23.147	242.4	1:33:07.194								
23	2:09.712	59.551	47.186	<b>22.975</b>	245.2	1:35:16.906								
24	2:10.550	59.385	46.894	24.271	226.7	1:37:27.456								
25	2:13.169	59.994	49.228	23.947	244.1	1:39:40.625								
26	<b>2:08.568</b>	59.287	<b>46.149</b>	23.132	244.6	1:41:49.193								
27	2:09.535	59.702	46.434	23.399	243.5	1:43:58.728								
28	2:09.046	<b>58.684</b>	47.048	23.314	243.5	1:46:07.774					</			




# TROFEO PIRELLI NÜRBURGRING

## Test 1

### Sector Analysis


Lap	Time	Sector 1	Sector 2	Sector 3	T.Spd	Elapsed	Lap	Time	Sector 1	Sector 2	Sector 3	T.Spd	Elapsed
29	2:32.966 <b>B</b>	58.952	46.788	47.226	211.6	1:48:40.740	30	2:08.050	58.518	46.364	23.168	240.8	1:45:25.110
<b>33</b>	<b>Emanuele Maria TABACCHI</b> ITA Rossocorsa Ferrari 488 Challenge						31	2:07.307	58.157	46.255	22.895	240.3	1:47:32.417
1	8:48.827	7:32.414	52.078	24.335	215.0	8:48.827	32	2:08.293	58.798	46.653	22.842	241.9	1:49:40.710
2	2:06.694	59.128	45.613	<b>21.953</b>	249.1	10:55.521	33	2:08.324	58.473	46.707	23.144	241.3	1:51:49.034
3	2:05.442	57.658	45.619	22.165	250.8	13:00.963	<b>51</b>	<b>Walter Ben DOERENBERG</b> DEU Ferrari Eberlein Ferrari 488 Challenge					
4	2:09.816	1:01.821	45.689	22.306	252.0	15:10.779	1	20:01.801	...	56.474	26.611	206.4	20:01.801
5	2:05.010	57.240	45.588	22.182	251.4	17:15.789	2	2:21.552	1:05.197	51.141	25.214	223.9	22:23.353
6	2:06.420	57.891	45.451	23.078	241.9	19:22.209	3	2:18.632	1:03.459	50.912	24.261	235.6	24:41.985
7	2:05.813	57.772	45.469	22.572	250.8	21:28.022	4	2:14.982	1:02.327	48.833	23.822	244.6	26:56.967
8	2:05.294	57.414	45.498	22.382	250.3	23:33.316	5	2:13.668	1:01.787	48.331	<b>23.550</b>	246.3	29:10.635
9	2:15.364 <b>B</b>	58.329	46.065	30.970	249.7	25:48.680	6	<b>2:13.576</b>	1:01.328	48.509	23.739	247.4	31:24.211
10	24:27.736	...	46.131	23.056	245.7	50:16.416	7	2:14.772	1:01.666	49.017	24.089	245.2	33:38.983
11	<b>2:04.370</b>	57.425	<b>44.838</b>	22.107	251.4	52:20.786	8	2:13.954	1:01.134	48.968	23.852	236.6	35:52.937
12	2:04.777	57.296	45.372	22.109	253.8	54:25.563	9	2:30.881 <b>B</b>	1:03.296	51.173	36.412	212.5	38:23.818
13	2:04.485	<b>56.852</b>	45.158	22.475	252.6	56:30.048	10	6:35.388	5:20.161	50.234	24.993	229.1	44:59.206
14	2:07.403	57.323	45.070	25.010	253.2	58:37.451	11	2:17.991	1:01.813	50.863	25.315	221.1	47:17.197
15	2:16.244 <b>B</b>	57.506	46.588	32.150	222.5	1:00:53.695	12	2:19.455	1:03.424	51.754	24.277	235.1	49:36.652
16	12:58.364	...	47.612	23.023	225.3	1:13:52.059	13	2:15.779	1:02.764	48.929	24.086	246.8	51:52.431
17	2:05.342	57.709	45.160	22.473	253.2	1:15:57.401	14	2:13.989	<b>1:00.639</b>	<b>48.192</b>	25.158	247.4	54:06.420
18	2:08.640	58.355	47.438	22.847	252.0	1:18:06.041	15	2:36.660 <b>B</b>	1:05.949	53.041	37.670	191.1	56:43.080
19	2:07.504	58.211	46.113	23.180	240.3	1:20:13.545	16	12:19.923	...	52.631	25.975	190.8	1:09:03.003
20	2:06.410	58.054	45.623	22.733	251.4	1:22:19.955	17	2:19.164	1:04.296	49.727	25.141	236.1	1:11:22.167
21	2:12.141 <b>B</b>	58.661	45.628	27.852	252.0	1:24:32.096	18	2:14.245	1:01.579	48.389	24.277	248.0	1:13:36.412
<b>45</b>	<b>Christian OVERGAARD</b> DNK Forza Racing Ferrari 488 Challenge						19	2:17.352	1:01.083	49.171	27.098	244.6	1:15:53.764
1	3:04.483	1:50.569	49.642	24.272	201.4	3:04.483	20	2:15.361	1:01.541	49.484	24.336	239.2	1:18:09.125
2	2:08.569	59.876	46.287	22.406	242.4	5:13.052	21	2:13.642	1:01.193	48.388	24.061	246.3	1:20:22.767
3	2:04.337	57.403	44.917	<b>22.017</b>	243.5	7:17.389	22	2:44.112 <b>B</b>	1:10.182	54.497	39.433	182.4	1:23:06.879
4	<b>2:03.822</b>	<b>56.825</b>	<b>44.881</b>	22.116	243.0	9:21.211	<b>56</b>	<b>Matus VYBOH</b> SVK Scuderia Praha Ferrari 488 Challenge					
5	2:26.658 <b>B</b>	1:01.785	51.709	33.164	172.3	11:47.869	1	3:29.588	2:08.860	55.969	24.759	210.8	3:29.588
6	7:22.678	6:11.539	47.456	23.683	231.0	19:10.547	2	2:16.281	1:03.902	49.313	23.066	210.0	5:45.869
7	2:10.112	58.236	48.318	23.558	206.8	21:20.659	3	2:08.341	58.404	46.673	23.264	231.0	7:54.210
8	2:05.841	57.697	45.699	22.445	241.3	23:26.500	4	2:08.373	58.423	46.382	23.568	231.0	10:02.583
9	2:05.850	57.885	45.455	22.510	243.0	25:32.350	5	2:06.794	57.630	45.906	23.258	241.9	12:09.377
10	2:06.151	57.970	45.558	22.623	241.9	27:38.501	6	2:08.217	59.127	45.549	23.541	238.7	14:17.594
11	2:10.374	57.991	48.541	23.842	207.2	29:48.875	7	2:06.870	57.824	45.767	23.279	244.6	16:24.464
12	2:37.404 <b>B</b>	1:07.575	52.598	37.231	169.0	32:26.279	8	2:20.121 <b>B</b>	58.920	47.216	33.985	225.8	18:44.585
13	6:09.426	4:56.969	49.202	23.255	238.7	38:35.705	9	7:21.163	6:12.300	45.898	22.965	244.6	26:05.748
14	2:10.792	59.734	47.047	24.011	241.3	40:46.497	10	2:05.495	57.400	45.404	22.691	249.1	28:11.243
15	2:09.444	58.717	47.172	23.555	240.3	42:55.941	11	2:06.238	57.823	45.749	22.666	245.7	30:17.481
16	2:08.441	58.994	46.553	22.894	240.3	45:04.382	12	2:15.879	1:06.703	46.233	22.943	245.2	32:33.360
17	2:09.319	59.301	47.088	22.930	239.7	47:13.701	13	2:24.397 <b>B</b>	57.763	56.801	29.833	221.1	34:57.757
18	2:08.516	58.741	46.821	22.954	240.3	49:22.217	14	8:03.708	6:46.305	51.353	26.050	190.8	43:01.465
19	2:10.884	59.830	47.872	23.182	239.2	51:33.101	15	2:07.657	57.684	46.909	23.064	243.5	45:09.122
20	2:08.991	59.125	46.661	23.205	240.8	53:42.092	16	2:06.569	57.642	45.772	23.155	252.0	47:15.691
21	2:09.909	59.733	46.982	23.194	241.3	55:52.001	17	2:07.028	58.297	45.836	22.895	253.2	49:22.719
22	2:08.868	59.036	46.940	22.892	240.3	58:00.869	18	2:20.472	58.623	58.624	23.225	250.3	51:43.191
23	2:30.497 <b>B</b>	1:10.043	49.533	30.921	235.1	1:00:31.366	19	2:14.584 <b>B</b>	58.547	45.857	30.180	250.3	53:57.775
24	32:03.286	...	53.561	24.836	217.2	1:32:34.652	20	7:32.393	6:22.944	46.622	22.827	240.3	1:01:30.168
25	2:10.403	1:00.669	46.982	22.752	241.3	1:34:45.055	21	2:06.269	57.693	45.904	22.672	249.1	1:03:36.437
26	2:08.770	58.569	47.152	23.049	241.9	1:36:53.825	22	2:05.321	57.777	44.931	22.613	251.4	1:05:41.758
27	2:07.279	58.325	46.260	22.694	242.4	1:39:01.104	23	2:12.486	<b>57.000</b>	45.424	30.062	251.4	1:07:54.244
28	2:08.065	58.825	46.273	22.967	241.3	1:41:09.169	24	2:05.591	57.782	45.260	22.549	250.8	1:09:59.835
29	2:07.891	58.554	46.336	23.001	240.8	1:43:17.060	25	2:05.646	57.639	45.236	22.771	250.8	1:12:05.481



# TROFEO PIRELLI NÜRBURGRING Test 1

## Sector Analysis

Personal Best							Session Best							B Crossing the finish line in the pit lane									
Lap	Time	Sector 1	Sector 2	Sector 3	T.Spd	Elapsed	Lap	Time	Sector 1	Sector 2	Sector 3	T.Spd	Elapsed	Lap	Time	Sector 1	Sector 2	Sector 3	T.Spd	Elapsed			
26	2:04.881	57.470	45.003	22.408	252.0	1:14:10.362	13	2:10.288	59.134	48.026	23.128	249.1	37:39.123										
27	<b>2:04.538</b>	57.324	<b>44.836</b>	<b>22.378</b>	252.0	1:16:14.900	14	2:22.476 <b>B</b>	59.712	48.654	34.110	238.7	40:01.599										
28	2:06.671	57.807	46.180	22.684	247.4	1:18:21.571	15	7:21.321	6:02.691	55.287	23.343	244.6	47:22.920										
29	2:05.667	57.487	45.449	22.731	252.0	1:20:27.238	16	2:08.891	59.801	46.653	22.437	251.4	49:31.811										
30	2:17.503 <b>B</b>	1:00.093	47.925	29.485	237.6	1:22:44.741	17	2:05.769	57.337	46.227	22.205	254.4	51:37.580										
31	21:22.290	...	46.746	24.240	243.0	1:44:07.031	18	2:04.823	57.333	44.950	22.540	255.6	53:42.403										
32	2:08.318	58.814	46.454	23.050	241.3	1:46:15.349	19	2:05.092	57.177	45.265	22.650	253.2	55:47.495										
33	2:07.590	58.444	46.255	22.891	246.8	1:48:22.939	20	2:07.188	57.642	45.237	24.309	253.2	57:54.683										
34	2:07.464	58.164	46.377	22.923	247.4	1:50:30.403	21	2:07.968	59.040	46.088	22.840	253.8	1:00:02.651										
<b>61</b> John DHILLON GBR							<b>22</b> 2:19.927 <b>B</b> 1:00.844 46.937 32.146 249.1 1:02:22.578							<b>23</b> 6:59.359 5:50.692 45.922 22.745 253.2 1:09:21.937									
Graypaull Nottingham Ferrari 488 Challenge							<b>24</b> 2:08.957 58.280 47.308 23.369 252.0 1:11:30.894							<b>25</b> 2:16.704 <b>B</b> 58.483 45.852 32.369 254.4 1:13:47.598									
1	5:44.595	4:31.902	49.448	23.245	234.5	5:44.595	<b>26</b> 7:17.897 6:09.525 45.908 22.464 244.1 1:21:05.495							<b>27</b> <b>2:02.130</b> 56.552 <b>43.893</b> <b>21.685</b> 254.4 1:23:07.625									
2	2:05.435	57.691	45.380	22.364	249.1	7:50.030	<b>28</b> 2:02.915 56.956 44.028 21.931 255.0 1:25:10.540							<b>29</b> 2:13.794 <b>B</b> 56.674 45.434 31.686 227.6 1:27:24.334									
3	2:03.463	56.737	44.589	22.137	250.3	9:53.493	<b>30</b> 6:29.750 5:20.544 46.506 22.700 241.9 1:33:54.084							<b>31</b> 2:02.451 56.450 44.168 21.833 255.0 1:35:56.535									
4	<b>2:02.767</b>	<b>56.322</b>	44.551	21.894	250.3	11:56.260	<b>32</b> 2:19.470 <b>B</b> 56.624 45.933 36.913 187.2 1:38:16.005							<b>33</b> 6:08.713 5:00.355 45.700 22.658 253.8 1:44:24.718									
5	2:02.842	56.713	<b>44.288</b>	<b>21.841</b>	252.0	13:59.102	<b>34</b> 2:02.804 56.592 44.363 21.849 255.0 1:46:27.522							<b>35</b> 2:04.283 57.836 44.430 22.017 253.2 1:48:31.805									
6	2:15.133 <b>B</b>	57.103	44.773	33.257	250.8	16:14.235	<b>36</b> 2:02.925 <b>56.387</b> 44.574 21.964 253.2 1:50:34.730																
7	5:54.126	4:38.910	48.548	26.668	230.1	22:08.361	<b>85</b> Lennart MARIONECK DEU																
8	2:13.952	1:01.751	48.508	23.693	225.8	24:22.313	Gohm Motorsport Ferrari 488 Challenge																
9	2:10.785	59.485	47.864	23.436	239.2	26:33.098	1	51:42.202	...	50.162	23.278	241.9	51:42.202										
10	2:10.098	59.370	47.209	23.519	241.9	28:43.196	2	2:17.545 <b>B</b>	58.124	46.459	32.962	247.4	53:59.747										
11	2:10.228	59.226	47.757	23.245	235.6	30:53.424	3	7:51.480	6:41.913	46.790	22.777	246.3	1:01:51.227										
12	2:08.703	58.893	46.966	22.844	242.4	33:02.127	4	2:09.558	58.640	48.362	22.556	248.5	1:04:00.785										
13	2:09.633	59.278	47.209	23.146	242.4	35:11.760	5	<b>2:05.795</b>	<b>57.879</b>	<b>45.403</b>	<b>22.513</b>	248.5	1:06:06.580										
14	2:10.989	59.760	47.750	23.479	242.4	37:22.749	6	2:06.169	58.100	45.504	22.565	248.5	1:08:12.749										
15	2:08.345	58.576	46.778	22.991	241.9	39:31.094	7	<b>2:45.991 <b>B</b></b>	1:10.088	57.410	38.493	177.6	1:10:58.740										
16	2:10.017	59.188	47.394	23.435	240.3	41:41.111	8	9:17.028	7:55.360	55.833	25.835	191.4	1:20:15.768										
17	2:08.795	58.800	46.939	23.056	247.4	43:49.906	9	2:27.531	1:07.169	54.931	25.431	215.4	1:22:43.299										
18	2:08.210	58.552	46.775	22.883	245.2	45:58.116	10	2:20.851	1:04.467	51.479	24.905	216.3	1:25:04.150										
19	2:39.919 <b>B</b>	1:02.888	51.237	45.794	196.3	48:38.035	11	2:21.961	1:04.857	51.715	25.389	208.4	1:27:26.111										
20	28:42.474	...	53.404	25.178	193.2	1:17:20.509	12	2:25.071	1:05.928	53.818	25.325	212.1	1:29:51.182										
21	<b>2:44.675 <b>B</b></b>	1:02.420	59.601	42.654	176.5	1:20:05.184	13	2:23.438	1:05.179	53.167	25.092	214.6	1:32:14.620										
22	4:42.892	3:25.388	53.282	24.222	215.4	1:24:48.076	14	2:22.895	1:03.982	53.624	25.289	215.9	1:34:37.515										
23	2:11.719	1:00.072	48.325	23.322	230.6	1:26:59.795	15	2:26.238	1:04.337	55.700	26.201	170.1	1:37:03.753										
24	2:09.321	58.532	47.455	23.334	246.3	1:29:09.116	16	<b>2:57.742 <b>B</b></b>	1:15.131	1:04.180	38.431	155.2	1:40:01.495										
25	2:09.194	58.937	46.932	23.325	247.4	1:31:18.310	<b>84</b> Bjorn GROSSMANN DEU							<b>90</b> Jack BROWN GBR									
26	2:09.080	59.149	46.906	23.025	244.1	1:33:27.390	Octane 126 Ferrari 488 Challenge							Graypaull Nottingham Ferrari 488 Challenge									
27	2:08.750	58.749	47.067	22.934	248.0	1:35:36.140	1	5:39.014	4:20.560	51.947	26.507	178.5	5:39.014										
28	2:08.857	59.027	46.952	22.878	248.0	1:37:44.997	2	2:18.374	1:06.423	48.285	23.666	223.0	7:57.388										
29	2:09.695	59.294	47.335	23.066	242.4	1:39:54.692	3	2:07.393	58.675	46.529	22.189	244.1	10:04.781										
30	<b>2:26.951 <b>B</b></b>	59.441	53.074	34.436	185.5	1:42:21.643	4	2:04.841	57.522	44.978	22.341	247.4	12:09.622										
<b>84</b> Bjorn GROSSMANN DEU							<b>90</b> Jack BROWN GBR																
Octane 126 Ferrari 488 Challenge							Graypaull Nottingham Ferrari 488 Challenge																
1	2:55.041	...	...	...	...	2:55.041	1	5:39.014	4:20.560	51.947	26.507	178.5	5:39.014										
2	2:10.362	...	...	...	...	5:05.403	2	2:18.374	1:06.423	48.285	23.666	223.0	7:57.388										
3	2:07.339	...	...	...	...	7:12.742	3	2:07.393	58.675	46.529	22.189	244.1	10:04.781										
4	2:20.830 <b>B</b>	...	...	...	...	9:33.572	4	2:04.841	57.522	44.978	22.341	247.4	12:09.622										
5	7:21.028	6:09.821	46.261	24.946	248.5	16:54.600	5	<b>2:45.752 <b>B</b></b>	1:06.441	59.515	39.796	138.9	14:55.374										
6	2:07.630	58.876	45.842	22.912	248.0	19:02.230	6	23:21.803	...	49.984	24.536	189.1	38:17.177										
7	2:07.669	58.567	46.376	22.726	249.1	21:09.899	7	2:08.235	58.899	45.845	23.491	223.9	40:25.412										
8	2:07.761	58.521	46.006	23.234	248.0	23:17.660	8	2:07.319	59.133	45.565	22.621	249.7	42:32.731										
9	2:17.733 <b>B</b>	59.619	46.548	31.566	249.7	25:35.393	9	2:04.745	56.945	45.123	22.677	247.4	44:37.476										
10	5:34.958	4:24.968	47.070	22.920	248.0	31:10.351	10	2:20.525	1:04.564	51.682	24.279	158.9	46:58.001										
11	2:09.081	59.528	46.685	22.868	248.5	33:19.432	11	2:04.838	57.252	45.339	22.247	247.4	49:02.839										
12	2:09.403	59.556	46.932	22.915	247.4	35:28.835																	


**TROFEO PIRELLI**  
**NÜRBURGRING**

Test 1

## Sector Analysis

Lap	Time	Sector 1	Sector 2	Sector 3	T.Spd	Elapsed	Lap	Time	Sector 1	Sector 2	Sector 3	T.Spd	Elapsed
12	2:05.445	57.527	45.248	22.670	246.8	51:08.284	6	2:13.605	1:01.462	48.505	23.638	232.0	1:10:59.772
13	2:34.294 <b>B</b>	1:03.871	51.680	38.743	223.4	53:42.578	7	2:09.167	59.118	47.275	22.774	243.5	1:13:08.939
14	6:20.978	5:12.344	46.043	22.591	247.4	1:00:03.556	8	2:12.078	1:00.405	47.836	23.837	245.2	1:15:21.017
15	2:05.293	57.813	45.342	22.138	248.0	1:02:08.849	9	2:08.777	59.209	46.791	22.777	246.8	1:17:29.794
16	2:05.201	57.822	44.947	22.432	246.8	1:04:14.050	10	2:08.883	59.108	46.862	22.913	246.3	1:19:38.677
17	2:04.981	57.171	45.129	22.681	247.4	1:06:19.031	11	2:09.028	59.198	46.650	23.180	245.7	1:21:47.705
18	2:05.343	57.362	45.267	22.714	247.4	1:08:24.374	12	2:08.795	59.445	46.572	22.778	246.3	1:23:56.500
19	2:31.712 <b>B</b>	1:01.088	53.167	37.457	180.6	1:10:56.086	13	2:08.195	59.084	46.341	22.770	246.3	1:26:04.695
20	11:09.444	9:59.574	47.323	22.547	242.4	1:22:05.530	14	2:08.647	59.136	46.415	23.096	246.3	1:28:13.342
21	2:05.960	59.083	44.866	22.011	248.0	1:24:11.490	15	2:13.138	59.034	50.277	23.827	228.6	1:30:26.480
22	2:03.016	56.652	44.452	21.912	247.4	1:26:14.506	16	2:09.530	59.451	46.602	23.477	245.7	1:32:36.010
23	2:05.140	57.996	45.147	21.997	245.7	1:28:19.646	17	2:12.242	1:01.658	47.417	23.167	247.4	1:34:48.252
24	2:03.971	56.972	44.949	22.050	245.2	1:30:23.617	18	2:12.684	1:00.257	48.707	23.720	214.2	1:37:00.936
25	2:23.043 <b>B</b>	56.935	47.540	38.568	233.5	1:32:46.660	19	2:08.274	59.132	46.371	22.771	246.8	1:39:09.210
26	10:43.888	9:35.431	45.792	22.665	235.6	1:43:30.548	20	2:07.659	58.515	46.318	22.826	246.3	1:41:16.869
27	2:04.287	57.210	44.589	22.488	250.3	1:45:34.835	21	2:33.424 <b>B</b>	1:04.564	51.167	37.693	208.0	1:43:50.293
28	2:03.907	56.884	44.947	22.076	248.0	1:47:38.742							
29	2:31.362 <b>B</b>	1:01.068	51.666	38.628	200.3	1:50:10.104							

■ Personal Best   ■ Session Best   ■ Crossing the finish line in the pit lane

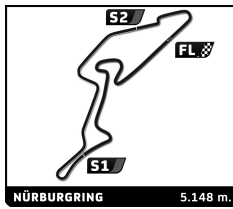
92 Sam SMEETH		GBR				
Baron Motorsport		Ferrari 488 Challenge				
1	2:33.742	1:22.361	47.955	23.426	232.5	2:33.742
2	2:07.612	59.086	45.858	22.668	244.6	4:41.354
3	2:06.282	57.994	45.678	22.610	247.4	6:47.636
4	2:04.386	57.220	45.117	22.049	246.3	8:52.022
5	2:05.081	57.512	45.358	22.211	246.8	10:57.103
6	2:04.800	57.253	45.340	22.207	248.0	13:01.903
7	2:22.954 <b>B</b>	1:01.044	48.703	33.207	199.6	15:24.857
8	9:57.778	8:48.086	46.979	22.713	246.8	25:22.635
9	2:08.672	59.333	46.868	22.471	249.1	27:31.307
10	2:06.930	57.754	46.160	23.016	248.5	29:38.237
11	2:07.324	58.419	46.312	22.593	248.5	31:45.561
12	2:06.850	57.743	46.658	22.449	247.4	33:52.411
13	2:07.045	58.182	46.113	22.750	248.0	35:59.456
14	2:27.929 <b>B</b>	59.253	51.350	37.326	192.5	38:27.385
15	10:39.100	9:29.654	46.725	22.721	249.1	49:06.485
16	2:06.964	58.171	46.197	22.596	248.0	51:13.449
17	2:06.460	58.107	45.977	22.376	248.0	53:19.909
18	2:06.709	57.908	46.193	22.608	248.5	55:26.618
19	2:06.597	57.832	45.871	22.894	248.5	57:33.215
20	2:07.028	58.232	46.070	22.726	248.5	59:40.243
21	2:09.158	59.826	46.335	22.997	248.0	1:01:49.401
22	2:28.098 <b>B</b>	1:05.871	51.621	30.606	214.6	1:04:17.499
23	34:56.945	...	48.196	23.066	246.3	1:39:14.444
24	2:04.287	57.256	44.932	22.099	249.7	1:41:18.731
25	2:10.145	58.362	46.454	25.329	145.4	1:43:28.876
26	2:04.034	56.878	44.763	22.393	248.0	1:45:32.910
27	2:03.093	56.792	44.418	21.883	250.3	1:47:36.003
28	2:35.775 <b>B</b>	1:08.577	51.068	36.130	204.1	1:50:11.778

117 Dusan PALCR		CZE				
Scuderia Praha		Ferrari 488 Challenge				
1	56:51.885	...	55.302	25.548	208.8	56:51.885
2	2:13.557	1:01.479	48.660	23.418	230.1	59:05.442
3	2:11.432	59.964	48.398	23.070	234.0	1:01:16.874
4	2:28.812 <b>B</b>	59.184	50.995	38.633	231.5	1:03:45.686
5	5:00.481	3:49.031	48.005	23.445	236.6	1:08:46.167

232 Lars BOERS		Munstershuis		Ferrari 488 Challenge		
1	10:11.774	8:59.509	48.865	23.400	239.2	10:11.774
2	2:11.752	1:00.610	47.913	23.229	240.8	12:23.526
3	2:11.932	1:00.521	48.149	23.262	238.7	14:35.458
4	2:09.958	59.621	47.423	22.914	240.3	16:45.416
5	2:08.864	59.221	46.939	22.704	245.7	18:54.280
6	2:42.569 <b>B</b>	1:09.428	54.751	38.390	166.7	21:36.849
7	8:36.055	7:25.485	47.670	22.900	238.2	30:12.904
8	2:09.586	59.409	47.159	23.018	245.2	32:22.490
9	2:08.636	59.308	46.183	23.145	243.5	34:31.126
10	2:16.310	59.330	49.829	27.151	158.4	36:47.436
11	2:10.098	59.102	47.773	23.223	244.1	38:57.534
12	2:27.161 <b>B</b>	1:00.576	47.927	38.658	228.1	41:24.695
13	28:32.481	...	50.823	25.603	202.2	1:09:57.176
14	2:23.778	1:05.018	51.561	27.199	167.0	1:12:20.954
15	2:12.978	1:01.413	48.510	23.055	244.6	1:14:33.932
16	2:10.159	59.993	47.233	22.933	243.5	1:16:44.091
17	2:11.270	59.101	48.680	23.489	222.5	1:18:55.361
18	2:12.517	1:00.295	47.416	24.806	209.2	1:21:07.878
19	2:09.765	59.676	46.932	23.157	245.2	1:23:17.643
20	2:10.369	59.961	47.271	23.137	245.7	1:25:28.012
21	2:27.674	59.617	1:04.082	23.975	236.1	1:27:55.686
22	2:09.157	59.340	46.934	22.883	245.2	1:30:04.843
23	2:27.912 <b>B</b>	1:01.454	47.753	38.705	224.3	1:32:32.755
24	8:37.966	7:17.895	47.544	32.527	246.8	1:41:10.721
25	2:11.946	1:02.389	46.599	22.958	248.0	1:43:22.667
26	2:13.321	1:00.160	47.487	25.674	248.5	1:45:35.988
27	2:10.885	59.530	47.584	23.771	244.6	1:47:46.873
28	2:10.606	59.101	47.894	23.611	246.8	1:49:57.479
29	2:33.572 <b>B</b>	1:02.618	49.895	41.059	198.8	1:52:31.051

233 Esa SCHRODERUS		Formula Racing		Ferrari 488 Challenge		
1	6:56.261	5:42.402	50.188	23.671	224.3	6:56.261
2	2:11.312	1:00.697	47.533	23.082	237.1	9:07.573
3	2:09.271	58.220	47.049	24.002	225.3	11:16.844
4	2:10.815	58.688	49.367	22.760	235.1	13:27.659
5	2:09.868	59.103	47.578	23.187	235.6	15:37.527
6	2:09.915	59.962	47.026	22.927	235.6	17:47.442





# TROFEO PIRELLI NÜRBURGRING

## Test 1

### Sector Analysis

Lap	Time	Sector 1	Sector 2	Sector 3	T.Spd	Elapsed
7	2:09.363	58.268	48.077	23.018	229.1	19:56.805
8	2:11.051	1:00.131	47.154	23.766	239.2	22:07.856
9	2:09.665	59.526	47.129	23.010	239.2	24:17.521
10	2:11.105	59.270	48.338	23.497	239.7	26:28.626
11	2:09.999	59.333	47.698	22.968	239.7	28:38.625
12	2:10.386	59.047	48.074	23.265	236.6	30:49.011
13	2:10.666	59.344	48.132	23.190	235.6	32:59.677
14	2:32.493 B	1:03.321	52.661	36.511	195.9	35:32.170
15	12:17.923	...	47.342	23.009	248.0	47:50.093
16	2:07.666	<b>58.005</b>	46.532	23.129	249.7	49:57.759
17	2:07.586	58.454	46.491	<b>22.641</b>	248.5	52:05.345
18	2:38.721 B	1:07.408	54.848	36.465	198.1	54:44.066
19	24:29.129	...	52.684	25.459	221.1	1:19:13.195
20	2:12.135	1:00.722	48.197	23.216	230.6	1:21:25.330
21	2:11.025	59.803	48.182	23.040	233.5	1:23:36.355
22	2:10.203	59.364	47.937	22.902	239.7	1:25:46.558
23	2:10.558	59.881	47.149	23.528	238.7	1:27:57.116
24	2:29.585 B	59.235	53.673	36.677	199.6	1:30:26.701
25	3:18.640	2:09.121	46.760	22.759	239.7	1:33:45.341
26	<b>2:07.460</b>	58.164	46.485	22.811	239.2	1:35:52.801
27	2:12.284	58.816	47.021	26.447	199.9	1:38:05.085
28	2:08.894	59.360	<b>46.437</b>	23.097	238.7	1:40:13.979
29	2:08.473	59.033	46.585	22.855	238.7	1:42:22.452
30	2:10.965	1:00.570	47.356	23.039	238.2	1:44:33.417
31	2:08.919	58.713	47.092	23.114	233.5	1:46:42.336
32	2:09.347	58.751	47.374	23.222	234.5	1:48:51.683
33	2:32.164 B	1:07.792	50.359	34.013	196.3	1:51:23.847

<b>239</b> Andrea DEL BUFALO						
Rossocorsa			Ferrari 488 Challenge			
Lap	Time	Sector 1	Sector 2	Sector 3	T.Spd	Elapsed
1	34:41.489	...	50.602	23.962	212.1	34:41.489
2	2:09.728	59.133	47.492	23.103	235.1	36:51.217
3	2:12.645	1:02.317	47.346	22.982	234.5	39:03.862
4	2:07.995	58.570	46.678	22.747	239.2	41:11.857
5	2:08.193	58.749	46.752	22.692	244.6	43:20.050
6	2:07.533	58.853	46.139	22.541	246.8	45:27.583
7	2:45.960 B	1:10.434	58.031	37.495	173.4	48:13.543
8	36:07.118	...	50.008	23.608	221.1	1:24:20.661
9	2:06.134	57.983	45.938	<b>22.213</b>	249.7	1:26:26.795
10	2:14.003	1:00.455	50.165	23.383	191.1	1:28:40.798
11	<b>2:05.110</b>	57.943	<b>44.847</b>	22.320	250.3	1:30:45.908
12	2:06.379	<b>57.243</b>	45.963	23.173	240.8	1:32:52.287
13	2:05.504	57.277	45.491	22.736	251.4	1:34:57.791
14	2:07.615	58.121	45.203	24.291	248.0	1:37:05.406
15	2:59.169 B	1:14.485	1:04.352	40.332	155.0	1:40:04.575

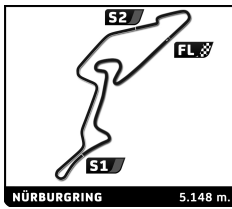
<b>240</b> Alessandro DEL BUFALO						
Rossocorsa			Ferrari 488 Challenge			
Lap	Time	Sector 1	Sector 2	Sector 3	T.Spd	Elapsed
1	12:30.424	...	50.272	23.816	229.1	12:30.424
2	2:11.501	59.428	48.587	23.486	223.0	14:41.925
3	2:09.665	59.294	47.590	22.781	242.4	16:51.590
4	2:08.611	58.745	46.693	23.173	241.9	19:00.201
5	2:41.877 B	1:00.835	56.537	44.505	148.6	21:42.078
6	:23:45.251	...	46.521	22.719	246.8	1:45:27.329
7	2:07.622	58.258	46.356	23.008	248.5	1:47:34.951
8	<b>2:06.674</b>	<b>58.194</b>	<b>45.911</b>	<b>22.569</b>	250.3	1:49:41.625
9	2:22.193	1:07.312	50.933	23.948	212.9	1:52:03.818

■ Personal Best   
 ■ Session Best   
 ■ Crossing the finish line in the pit lane

<b>241</b> Federico LACONCA						
Rossocorsa			Ferrari 488 Challenge			
Lap	Time	Sector 1	Sector 2	Sector 3	T.Spd	Elapsed
1	6:25.090	5:06.280	53.452	25.358	215.0	6:25.090
2	2:10.840	58.810	47.596	24.434	238.7	8:35.930
3	2:07.649	58.537	46.209	22.903	239.2	10:43.579
4	2:55.855	58.230	1:32.462	25.163	196.3	13:39.434
5	2:08.265	58.425	46.625	23.215	248.5	15:47.699
6	2:07.386	58.259	46.573	<b>22.554</b>	246.3	17:55.085
7	2:07.613	58.142	46.465	23.006	248.0	20:02.698
8	2:07.474	58.376	46.073	23.025	247.4	22:10.172
9	2:40.231 B	1:04.251	52.881	43.099	159.1	24:50.403
10	37:17.607	...	54.504	25.382	199.6	1:02:08.010
11	2:12.974	1:01.766	48.248	22.960	243.5	1:04:20.984
12	2:08.919	59.300	46.877	22.742	245.7	1:06:29.903
13	2:07.216	58.552	45.811	22.853	246.8	1:08:37.119
14	3:29.679 B	1:33.602	1:13.068	43.009	155.7	1:12:06.798
15	27:52.451	...	57.036	24.676	221.6	1:39:59.249
16	2:07.647	58.520	46.450	22.677	248.1	1:42:06.896
17	<b>2:06.389</b>	<b>58.006</b>	<b>45.714</b>	22.669	247.4	1:44:13.285
18	2:26.481	1:12.172	50.472	23.837	224.8	1:46:39.766
19	2:22.013	58.402	56.943	26.668	172.3	1:49:01.779
20	2:43.286 B	59.128	59.289	44.869	117.0	1:51:45.065

<b>242</b> Claudio RIVA						
Rossocorsa			Ferrari 488 Challenge			
Lap	Time	Sector 1	Sector 2	Sector 3	T.Spd	Elapsed
1	18:30.050	...	52.005	24.254	232.5	18:30.050
2	2:12.620	1:00.790	47.975	23.855	231.5	20:42.670
3	2:11.747	1:00.484	47.750	23.513	235.6	22:54.417
4	<b>2:08.472</b>	59.217	<b>46.128</b>	23.127	243.5	25:02.889
5	2:11.689	1:01.364	47.325	23.000	239.7	27:14.578
6	3:01.814 B	<b>59.064</b>	1:17.521	45.229	156.6	30:16.392
7	46:23.209	...	50.001	27.138	222.0	1:16:39.601
8	2:21.818	1:01.810	52.186	27.822	201.8	1:19:01.419
9	2:15.145	1:02.313	48.878	23.954	234.0	1:21:16.564
10	2:17.009	1:04.163	48.976	23.870	235.6	1:23:33.573
11	2:15.316	1:00.964	50.310	24.042	236.1	1:25:48.889
12	2:10.931	59.794	47.417	23.720	237.6	1:27:59.820
13	2:39.153	59.884	1:12.432	26.837	229.6	1:30:38.973
14	2:16.093	1:01.243	50.445	24.405	226.7	1:32:55.066
15	2:09.064	59.304	46.889	<b>22.871</b>	239.2	1:35:04.130
16	2:29.713 B	1:00.474	47.325	41.914	235.6	1:37:33.843

<b>250</b> Peter ENDERS						
Ferrari Eberlein			Ferrari 488 Challenge			
Lap	Time	Sector 1	Sector 2	Sector 3	T.Spd	Elapsed
1	31:02.491	...	58.187	24.369	214.2	31:02.491
2	2:27.972 B	1:01.178	49.516	37.278	187.5	33:30.463
3	3:57.968	2:44.521	49.638	23.809	227.2	37:28.431
4	2:12.843	1:01.416	47.735	23.692	236.1	39:41.274
5	2:10.829	1:00.355	47.262	23.212	248.0	41:52.103
6	2:10.680	1:00.107	47.426	23.147	245.7	44:02.783
7	<b>2:09.722</b>	<b>59.510</b>	<b>47.051</b>	23.161	246.8	46:12.505
8	2:10.493	1:00.167	47.271	<b>23.055</b>	248.0	48:22.998
9	2:49.152 B	1:12.658	57.687	38.807	146.6	51:12.150
10	37:17.820	...	51.331	24.851	218.5	1:28:29.970
11	2:16.665	1:02.297	49.465	24.903	230.6	1:30:46.635
12	2:13.675	1:01.271	48.653	23.751	232.5	1:33:00.310



## TROFEO PIRELLI NÜRBURGRING Test 1

### Sector Analysis

■ Personal Best    
 ■ Session Best    
 B Crossing the finish line in the pit lane

Lap	Time	Sector 1	Sector 2	Sector 3	T.Spd	Elapsed	Lap	Time	Sector 1	Sector 2	Sector 3	T.Spd	Elapsed
13	2:11.172	1:00.162	47.595	23.415	244.6	1:35:11.482							
14	2:11.200	1:00.336	47.229	23.635	245.7	1:37:22.682							
15	2:11.585	59.812	48.395	23.378	237.1	1:39:34.267							
16	2:10.669	1:00.089	47.408	23.172	246.8	1:41:44.936							
17	2:49.102 <b>B</b>	1:14.156	54.616	40.330	187.5	1:44:34.038							

280 Jean CHABER													
Francorchamps Motor		Ferrari 488 Challenge											
1	42:57.199	...	49.524	25.100	242.4	42:57.199							
2	2:13.561	1:00.765	47.743	25.053	244.6	45:10.760							
3	<b>2:10.749</b>	59.576	47.904	<b>23.269</b>	250.8	47:21.509							
4	2:13.149	59.996	49.439	23.714	249.1	49:34.658							
5	2:31.634 <b>B</b>	<b>59.253</b>	48.843	43.538	250.8	52:06.292							
6	6:25.864	5:14.077	48.478	23.309	250.3	58:32.156							
7	2:12.856	59.941	49.004	23.911	242.4	1:00:45.012							
8	2:13.000	1:01.366	<b>47.434</b>	24.200	250.3	1:02:58.012							
9	2:11.940	1:00.752	47.887	23.301	250.3	1:05:09.952							
10	2:28.123 <b>B</b>	1:00.119	47.530	40.474	253.2	1:07:38.075							

281 Emmanuel HANKARD													
Francorchamps Motor		Ferrari 488 Challenge											
1	8:29.960	7:05.723	56.268	27.969	136.1	8:29.960							
2	2:21.457	1:08.116	48.667	24.674	220.7	10:51.417							
3	2:35.071 <b>B</b>	1:08.451	54.656	31.964	202.9	13:26.488							
4	11:07.982	9:49.550	52.251	26.181	162.9	24:34.470							
5	2:06.696	58.432	45.894	<b>22.370</b>	249.7	26:41.166							
6	<b>2:06.427</b>	58.507	<b>45.417</b>	22.503	249.7	28:47.593							
7	2:06.834	<b>58.091</b>	46.064	22.679	250.3	30:54.427							
8	2:10.601	58.621	46.716	25.264	243.0	33:05.028							
9	2:49.743 <b>B</b>	1:11.071	58.587	40.085	153.3	35:54.771							
10	40:55.018	...	46.877	23.499	245.7	1:16:49.789							
11	2:10.457	59.999	46.882	23.576	246.3	1:19:00.246							
12	2:09.161	59.085	47.134	22.942	245.7	1:21:09.407							
13	2:53.619 <b>B</b>	1:14.420	58.207	40.992	157.5	1:24:03.026							
14	6:34.295	5:23.692	46.868	23.735	248.0	1:30:37.321							
15	2:09.532	59.899	46.669	22.964	246.8	1:32:46.853							
16	2:10.954	59.053	47.887	24.014	240.8	1:34:57.807							
17	2:45.127 <b>B</b>	1:09.428	56.197	39.502	182.1	1:37:42.934							