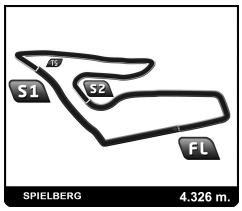

TROFEO PIRELLI
SPIELBERG
Test 1
Sector Analysis

Personal Best | Session Best | **B** Crossing the finish line in the pit lane

9 Oliver PLASSMANN — DEU
Autohaus Ulrich — Ferrari 488 Challenge

Lap	Time	Sector 1	Sector 2	Sector 3	T.Spd	Elapsed
1	8:06.565	6:29.128	58.019	39.418	125.7	8:06.565
2	1:49.307	27.564	47.099	34.644	175.3	9:55.872
3	1:48.021	27.463	47.697	32.861	163.8	11:43.893
4	1:38.365	24.096	43.599	30.670	215.6	13:22.258
5	1:36.924	23.449	42.908	30.567	241.4	14:59.182
6	1:36.343	23.483	42.726	30.134	230.0	16:35.525
7	1:35.405	23.134	41.716	30.555	246.4	18:10.930
8	1:35.486	23.224	41.951	30.311	244.2	19:46.416
9	1:34.967	23.037	41.980	29.950	246.4	21:21.383
10	1:53.376 B	25.317	48.633	39.426	183.1	23:14.759
11	6:32.502	5:18.747	43.413	30.342	187.0	29:47.261
12	1:35.436	23.177	41.852	30.407	248.2	31:22.697
13	1:35.048	23.131	41.829	30.088	248.2	32:57.745
14	1:34.993	23.078	41.708	30.207	249.9	34:32.738
15	1:35.005	22.999	42.094	29.912	247.0	36:07.743
16	1:35.494	23.092	42.552	29.850	249.9	37:43.237
17	1:35.604	23.292	42.203	30.109	243.1	39:18.841
18	1:57.335 B	25.989	49.685	41.661	178.0	41:16.176
19	31:30.509	...	1:01.729	44.391	109.3	1:12:46.685
20	2:29.804 B	37.146	1:03.771	48.887	105.6	1:15:16.489
21	2:52.192	1:35.285	45.857	31.050	186.0	1:18:08.681
22	1:32.884	22.806	40.916	29.162	248.7	1:19:41.565
23	1:32.369	22.741	40.746	28.882	247.0	1:21:13.934
24	1:31.885	22.598	40.484	28.803	248.2	1:22:45.819
25	1:44.675 B	23.520	45.421	35.734	202.2	1:24:30.494

10 Maximilian MAYER — DEU
Gohm Motorsport — Ferrari 488 Challenge

Lap	Time	Sector 1	Sector 2	Sector 3	T.Spd	Elapsed
1	8:01.066	6:26.923	57.041	37.102	157.8	8:01.066
2	1:56.096 B	25.282	46.687	44.127	192.0	9:57.162
3	3:21.498	2:08.707	42.548	30.243	218.7	13:18.660
4	1:33.282	22.572	41.177	29.533	248.7	14:51.942
5	1:32.026	22.410	40.583	29.033	255.3	16:23.968
6	1:31.652	22.299	40.474	28.879	253.5	17:55.620
7	1:54.290 B	25.048	48.289	40.953	150.2	19:49.910
8	6:19.319	5:05.814	42.535	30.970	195.9	26:09.229
9	1:33.326	22.305	40.392	30.629	255.3	27:42.555
10	1:32.121	22.586	40.672	28.863	252.9	29:14.676
11	1:44.612 B	22.281	40.302	42.029	255.3	30:59.288
12	5:55.929 B	4:28.517	44.431	42.981	214.3	36:55.217
13	11:22.003 B	9:52.579	47.142	42.282	207.7	48:17.220
14	15:12.648	...	43.791	31.685	179.8	1:03:29.868
15	1:53.864 B	26.262	46.714	40.888	210.1	1:05:23.732
16	6:08.258	4:49.004	45.834	33.420	192.0	1:11:31.990
17	1:51.200	25.861	52.676	32.663	187.0	1:13:23.190
18	1:47.596	25.721	50.399	31.476	183.1	1:15:10.786
19	1:58.389 B	25.959	49.255	43.175	179.5	1:17:09.175

13 Martin NELSON — SWE
Scuderia Autoropa — Ferrari 488 Challenge

Lap	Time	Sector 1	Sector 2	Sector 3	T.Spd	Elapsed
1	2:55.368	1:36.060	46.668	32.640	197.7	2:55.368
2	1:37.309	23.659	43.624	30.026	229.5	4:32.677
3	1:33.135	22.853	40.932	29.350	242.5	6:05.812
4	1:33.909	22.594	41.872	29.443	234.0	7:39.721
5	1:32.543	22.616	40.798	29.129	248.2	9:12.264
6	1:40.953	25.976	45.405	29.572	169.5	10:53.217
7	1:45.230 B	22.675	44.737	37.818	241.4	12:38.447
8	4:30.020	3:19.328	40.932	29.760	236.1	17:08.467
9	1:33.519	22.526	41.224	29.769	250.5	18:41.986
10	1:32.687	22.684	40.997	29.006	247.6	20:14.673
11	1:32.572	22.478	40.771	29.323	249.3	21:47.245
12	1:32.925	22.667	41.099	29.159	247.0	23:20.170
13	1:49.510 B	25.571	46.999	36.940	179.5	25:09.680
14	32:58.979	...	41.639	29.078	232.0	58:08.659
15	1:32.276	22.673	40.712	28.891	248.7	59:40.935
16	1:32.992	23.400	40.671	28.921	247.6	1:01:13.927
17	1:31.858	22.436	40.543	28.879	248.7	1:02:45.785
18	1:32.178	22.598	40.662	28.918	248.7	1:04:17.963
19	1:48.145 B	22.570	42.595	42.980	249.3	1:06:06.108
20	6:38.701	5:26.490	42.225	29.986	231.0	1:12:44.809
21	1:33.293	22.935	41.350	29.008	244.8	1:14:18.102
22	1:31.308	22.498	40.137	28.673	249.3	1:15:49.410
23	1:32.071	22.478	40.478	29.115	249.9	1:17:21.481
24	1:31.309	22.414	40.132	28.763	249.3	1:18:52.790
25	2:00.058 B	26.488	49.799	43.771	171.7	1:20:52.848

17 Louis PRETTE — ITA
Formula Racing — Ferrari 488 Challenge

Lap	Time	Sector 1	Sector 2	Sector 3	T.Spd	Elapsed
1	5:00.710	3:30.482	55.707	34.521	136.8	5:00.710
2	1:45.480	27.217	46.783	31.480	182.2	6:46.190
3	1:38.072	24.778	43.461	29.833	182.8	8:24.262
4	1:41.787	27.162	44.462	30.163	181.0	10:06.049
5	1:33.758	23.270	41.179	29.309	235.6	11:39.807
6	1:32.833	22.897	40.787	29.149	235.1	13:12.640
7	1:32.105	22.687	40.488	28.930	240.9	14:44.745
8	1:31.634	22.585	40.450	28.599	248.2	16:16.379
9	1:33.882	22.714	40.572	30.596	249.3	17:50.261
10	2:11.829 B	29.164	54.210	48.455	122.8	20:02.090
11	9:41.019	8:30.323	41.465	29.231	195.5	29:43.109
12	1:31.860	22.754	40.492	28.614	248.7	31:14.969
13	1:31.265	22.524	40.261	28.480	251.1	32:46.234
14	1:34.402	22.589	42.049	29.764	215.6	34:20.636
15	1:31.405	22.522	40.342	28.541	249.9	35:52.041
16	1:31.559	22.698	40.357	28.504	250.5	37:23.600
17	1:32.009	22.424	40.962	28.623	250.5	38:55.609
18	1:31.259	22.440	40.263	28.556	251.1	40:26.868
19	2:11.226 B	23.562	57.457	50.207	161.6	42:38.094
20	7:00.819	5:34.310	50.633	35.876	131.1	49:38.913
21	1:42.586	27.074	46.035	29.477	158.9	51:21.499
22	1:30.088	22.279	39.687	28.122	251.1	52:51.587
23	1:57.984 B	22.266	42.489	53.229	252.3	54:49.571
24	4:42.768	3:24.374	48.568	29.826	154.8	59:32.339
25	1:30.316	22.449	39.770	28.097	251.1	1:01:02.655
26	1:30.194	22.277	39.612	28.305	251.1	1:02:32.849
27	2:11.847 B	29.403	54.470	47.974	128.7	1:04:44.696
28	10:38.058	9:16.266	49.716	32.076	138.7	1:15:22.754
29	1:32.610	22.831	40.692	29.087	247.0	1:16:55.364
30	1:32.193	22.742	40.636	28.815	249.3	1:18:27.557
31	1:32.306	22.745	40.699	28.862	247.0	1:19:59.863
32	1:32.097	22.724	40.558	28.815	246.4	1:21:31.960
33	1:32.156	22.703	40.674	28.779	247.0	1:23:04.116
34	2:09.032 B	29.654	49.569	49.809	156.6	1:25:13.148

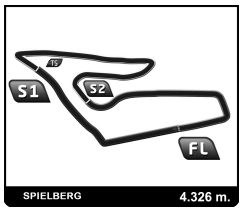

TROFEO PIRELLI
SPIELBERG
Test 1
Sector Analysis

Personal Best | Session Best | **B** Crossing the finish line in the pit lane

31 Matú VYBOH — SVK
Scuderia Praha — Ferrari 488 Challenge

Lap	Time	Sector 1	Sector 2	Sector 3	T.Spd	Elapsed
1	12:44.499	...	52.110	34.110	165.1	12:44.499
2	1:40.567	23.789	45.651	31.127	230.5	14:25.066
3	1:54.465 B	23.248	47.619	43.598	213.9	16:19.531
4	4:46.313 B	3:14.137	48.121	44.055	131.6	21:05.844
5	9:59.448	8:41.952	46.312	31.184	217.4	31:05.292
6	1:39.819	26.762	42.625	30.432	240.4	32:45.111
7	1:37.030	22.974	43.656	30.400	242.5	34:22.141
8	1:34.842	22.873	42.000	29.969	247.6	35:56.983
9	1:33.744	22.550	41.507	29.687	250.5	37:30.727
10	1:34.581	23.494	41.663	29.424	242.5	39:05.308
11	1:34.207	23.078	41.672	29.457	247.6	40:39.515
12	1:33.271	22.612	41.340	29.319	249.9	42:12.786
13	1:33.204	22.661	41.252	29.291	248.2	43:45.990
14	1:33.799	22.648	41.585	29.566	248.7	45:19.789
15	1:47.468 B	23.900	44.127	39.441	158.0	47:07.257
16	7:29.555	6:17.481	42.582	29.492	240.4	54:36.812
17	1:33.580	22.929	41.308	29.343	248.2	56:10.392
18	1:33.544	22.863	41.389	29.292	248.7	57:43.936
19	1:33.525	23.197	41.281	29.047	246.4	59:17.461
20	1:32.808	22.484	40.907	29.417	249.9	1:00:50.269
21	1:33.073	22.452	41.430	29.191	251.7	1:02:23.342
22	1:34.980	22.966	42.731	29.283	249.3	1:03:58.322
23	1:33.457	22.906	41.137	29.414	249.3	1:05:31.779
24	1:33.409	22.790	41.119	29.500	244.8	1:07:05.188
25	1:34.247	22.633	42.343	29.271	244.8	1:08:39.435
26	1:35.644	22.908	41.969	30.767	250.5	1:10:15.079
27	1:34.165	22.713	41.777	29.675	243.6	1:11:49.244
28	1:47.274 B	22.637	42.074	42.563	251.1	1:13:36.518

33 Emanuele Maria TABACCHI — ITA
Rossocorsa — Ferrari 488 Challenge

Lap	Time	Sector 1	Sector 2	Sector 3	T.Spd	Elapsed
1	1:59.942	38.295	50.241	31.406	157.3	1:59.942
2	1:37.788	23.950	43.924	29.914	200.3	3:37.730
3	1:35.569	23.157	41.985	30.427	225.2	5:13.299
4	1:47.700	23.947	52.843	30.910	195.5	7:00.999
5	1:32.580	22.999	40.647	28.934	247.0	8:33.579
6	1:32.701	22.429	40.596	29.676	251.1	10:06.280
7	1:31.838	22.664	40.214	28.960	251.1	11:38.118
8	1:47.819 B	22.471	40.362	44.986	248.2	13:25.937
9	26:22.605	...	48.643	33.290	153.2	39:48.542
10	1:39.715	25.421	43.924	30.370	178.3	41:28.257
11	1:36.525	23.591	43.361	29.573	191.3	43:04.782
12	1:37.355	23.111	44.307	29.937	225.6	44:42.137
13	1:33.683	22.977	41.364	29.342	243.6	46:15.820
14	1:33.543	22.840	41.272	29.431	246.4	47:49.363
15	1:44.422 B	22.999	41.427	39.996	226.6	49:33.785
16	21:05.388	...	46.456	30.854	169.0	1:10:39.173
17	1:38.181	24.233	44.130	29.818	211.4	1:12:17.354
18	1:35.158	23.161	42.336	29.661	241.4	1:13:52.512
19	1:49.882	26.797	48.618	34.467	165.3	1:15:42.394
20	1:34.641	23.530	41.776	29.335	245.9	1:17:17.035
21	1:33.320	22.837	41.234	29.249	247.0	1:18:50.355
22	1:33.824	22.847	41.739	29.238	248.7	1:20:24.179
23	1:33.472	22.895	41.240	29.337	247.6	1:21:57.651
24	1:33.384	22.912	41.330	29.142	244.8	1:23:31.035
25	1:34.072	22.735	41.778	29.559	248.7	1:25:05.107
26	1:45.283 B	22.716	41.281	41.286	245.3	1:26:50.390

37 Jan DANIS — SVK
Scuderia Praha — Ferrari 488 Challenge

Lap	Time	Sector 1	Sector 2	Sector 3	T.Spd	Elapsed
1	12:07.534	...	49.667	31.666	155.9	12:07.534
2	1:36.862	23.764	43.087	30.011	243.6	13:44.396
3	1:35.076	23.146	41.007	30.923	249.3	15:19.472
4	1:33.812	23.512	40.980	29.320	237.7	16:53.284
5	1:32.381	22.944	40.310	29.127	248.2	18:25.665
6	1:32.100	22.696	40.551	28.853	248.7	19:57.765
7	1:31.674	22.482	40.295	28.897	246.4	21:29.439
8	1:32.014	22.415	40.377	29.222	251.1	23:01.453
9	1:42.380 B	22.855	40.397	39.128	249.9	24:43.833
10	12:35.363	...	41.695	30.611	206.9	37:19.196
11	1:31.774	22.593	40.393	28.788	249.3	38:50.970
12	1:32.673	22.678	40.884	29.111	249.3	40:23.643
13	1:31.252	22.557	39.985	28.710	251.1	41:54.895
14	1:32.263	22.667	40.336	29.260	248.7	43:27.158
15	1:31.920	22.707	40.084	29.129	249.9	44:59.078
16	1:31.964	22.802	40.102	29.060	247.6	46:31.042
17	1:31.735	22.482	40.504	28.749	251.1	48:02.777
18	1:31.290	22.397	40.073	28.820	251.7	49:34.067
19	1:31.466	22.400	40.139	28.927	251.7	51:05.533
20	1:31.668	22.325	40.170	29.173	252.3	52:37.201
21	1:46.633 B	23.969	44.639	38.025	208.5	54:23.834
22	21:01.314	...	41.427	29.236	206.5	1:15:25.148
23	1:32.793	22.781	40.434	29.578	248.2	1:16:57.941
24	1:33.225	22.549	41.624	29.052	249.3	1:18:31.166
25	1:32.747	22.420	41.289	29.038	251.1	1:20:03.913
26	1:31.895	22.450	40.387	29.058	251.1	1:21:35.808
27	1:32.125	22.539	40.699	28.887	249.3	1:23:07.933
28	1:36.071	23.083	43.067	29.921	245.3	1:24:44.004
29	1:35.339	22.534	40.943	31.862	237.2	1:26:19.343

61 John DHILLON — GBR
Graypaul Nottingham — Ferrari 488 Challenge

Lap	Time	Sector 1	Sector 2	Sector 3	T.Spd	Elapsed
1	2:14.002	53.982	48.342	31.678	163.0	2:14.002
2	1:33.798	23.108	41.107	29.583	245.9	3:47.800
3	1:32.660	22.698	40.899	29.063	248.2	5:20.460
4	1:32.522	22.697	40.878	28.947	248.7	6:52.982
5	1:44.636 B	22.762	43.301	38.573	238.7	8:37.618
6	7:00.165	5:44.316	44.548	31.301	189.6	15:37.783
7	1:37.945	23.384	43.663	30.898	231.0	17:15.728
8	1:36.300	23.383	42.414	30.503	235.1	18:52.028
9	1:35.476	23.499	41.594	30.383	230.5	20:27.504
10	1:36.099	23.691	42.153	30.255	239.3	22:03.603
11	1:43.951	23.566	46.603	33.782	216.1	23:47.554
12	1:35.334	23.364	41.611	30.359	242.5	25:22.888
13	1:34.673	23.179	41.355	30.139	241.4	26:57.561
14	1:34.183	22.965	41.134	30.084	243.1	28:31.744
15	1:33.843	22.952	41.042	29.849	239.3	30:05.587
16	1:37.749	23.350	42.823	31.576	232.0	31:43.336
17	1:47.650 B	23.168	41.325	43.157	240.9	33:30.986
18	10:21.051	9:08.758	42.127	30.166	197.0	43:52.037
19	1:33.232	22.861	40.882	29.489	243.6	45:25.269

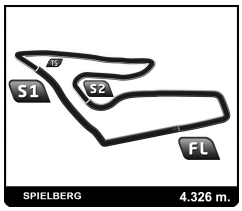

TROFEO PIRELLI
SPIELBERG
Test 1

Sector Analysis

Personal Best | Session Best | **B** Crossing the finish line in the pit lane

65 Frederik ESPERSEN — DNK
Forza Racing — Ferrari 488 Challenge

Lap	Time	Sector 1	Sector 2	Sector 3	T.Spd	Elapsed
1	9:42.888	8:24.472	48.012	30.404	186.7	9:42.888
2	1:36.160	24.125	42.355	29.680	234.6	11:19.048
3	1:54.156 B	23.526	43.647	46.983	227.1	13:13.204
4	9:35.016	8:23.651	42.118	29.247	200.3	22:48.220
5	1:34.734	22.876	42.421	29.437	243.1	24:22.954
6	1:33.333	22.963	41.131	29.239	242.0	25:56.287
7	1:33.558	23.007	41.210	29.341	238.7	27:29.845
8	1:46.408 B	23.924	43.412	39.072	201.0	29:16.253
9	6:35.163	5:19.014	44.531	31.618	231.5	35:51.416
10	1:38.988	24.083	43.104	31.801	216.9	37:30.404
11	1:41.089	26.814	43.425	30.850	202.6	39:11.493
12	1:35.912	23.211	42.451	30.250	243.6	40:47.405
13	1:36.013	23.309	42.360	30.344	245.3	42:23.418
14	1:35.864	23.686	41.733	30.445	244.8	43:59.282
15	1:35.689	23.188	41.976	30.525	245.3	45:34.971
16	1:50.485	23.359	51.744	35.382	239.8	47:25.456
17	1:51.545 B	24.086	43.629	43.830	229.5	49:17.001
18	6:45.032	5:30.533	44.836	29.663	204.1	56:02.033
19	1:32.290	22.843	40.898	28.549	240.4	57:34.323
20	1:31.743	22.586	40.644	28.513	246.4	59:06.066
21	1:53.939 B	24.292	45.840	43.807	181.3	1:01:00.005

84 Bjorn GROSSMANN — DEU
Octane 126 — Ferrari 488 Challenge

Lap	Time	Sector 1	Sector 2	Sector 3	T.Spd	Elapsed
1	1:50.443	33.320	46.559	30.564	173.3	1:50.443
2	1:33.398	22.667	41.610	29.121	246.4	3:23.841
3	1:36.671	23.206	43.131	30.334	239.3	5:00.512
4	1:37.472	24.000	43.093	30.379	196.6	6:37.984
5	1:49.138 B	22.987	43.697	42.454	239.8	8:27.122
6	7:35.772	6:25.181	41.579	29.012	244.8	16:02.894
7	1:32.157	22.495	40.836	28.826	254.1	17:35.051
8	1:31.747	22.284	40.773	28.690	254.1	19:06.798
9	1:38.286	22.679	41.526	34.081	238.7	20:45.084
10	1:48.684 B	24.293	43.689	40.702	213.1	22:33.768
11	5:26.097	4:08.235	48.220	29.642	179.8	27:59.865
12	1:32.777	22.475	41.117	29.185	242.5	29:32.642
13	1:32.785	22.320	40.526	29.939	254.7	31:05.427
14	1:35.094	24.217	40.664	30.213	246.4	32:40.521
15	1:55.515 B	26.661	48.962	39.892	203.3	34:36.036

90 Jack BROWN — GBR
Graypaul Nottingham — Ferrari 488 Challenge

Lap	Time	Sector 1	Sector 2	Sector 3	T.Spd	Elapsed
1	11:51.933	...	46.745	32.158	155.7	11:51.933
2	1:45.706	27.490	46.336	31.880	150.0	13:37.639
3	1:37.937	23.608	43.705	30.624	204.5	15:15.576
4	1:54.292	25.986	53.176	35.130	157.8	17:09.868
5	1:35.376	23.572	42.015	29.789	237.2	18:45.244
6	2:17.494 B	30.984	53.044	53.466	110.6	21:02.738
7	18:28.175	...	43.148	29.747	199.9	39:30.913
8	1:50.907	26.925	52.310	31.672	151.1	41:21.820
9	1:33.521	23.177	41.258	29.086	240.4	42:55.341
10	1:55.195	29.510	52.665	33.020	141.9	44:50.536
11	1:33.048	22.845	41.031	29.172	245.9	46:23.584
12	2:07.963 B	27.489	51.078	49.396	149.2	48:31.547
13	21:25.865	...	42.810	32.873	176.2	1:09:57.412
14	1:52.668	27.224	51.513	33.931	161.1	1:11:50.080
15	1:34.713	23.180	41.667	29.866	244.2	1:13:24.793
16	1:49.284	27.777	50.713	30.794	170.3	1:15:14.077
17	1:34.396	23.100	42.046	29.250	215.2	1:16:48.473
18	1:47.972	26.312	50.360	31.300	158.2	1:18:36.445
19	1:41.140	26.180	44.509	30.451	167.4	1:20:17.585
20	1:32.552	22.931	40.723	28.898	245.3	1:21:50.137
21	1:33.469	23.022	40.819	29.628	247.0	1:23:23.606
22	1:32.807	22.849	40.794	29.164	246.4	1:24:56.413
23	1:32.777	22.918	40.580	29.279	246.4	1:26:29.190

92 Sam SMEETH — GBR
Baron Motorsport — Ferrari 488 Challenge

Lap	Time	Sector 1	Sector 2	Sector 3	T.Spd	Elapsed
1	2:33.315	1:04.426	53.413	35.476	151.9	2:33.315
2	1:47.882	26.566	47.053	34.263	188.3	4:21.197
3	1:37.434	24.215	43.057	30.162	204.1	5:58.631
4	1:34.003	22.936	41.779	29.288	240.9	7:32.634
5	1:33.395	22.855	41.687	28.853	244.2	9:06.029
6	1:32.777	22.827	41.006	28.944	249.3	10:38.806
7	1:56.121 B	25.634	46.566	43.921	169.0	12:34.927
8	8:37.582	7:16.935	47.130	33.517	173.9	21:12.509
9	1:35.327	24.182	41.842	29.303	219.6	22:47.836
10	1:32.084	22.593	40.556	28.935	251.1	24:19.920
11	1:32.465	22.550	40.878	29.037	251.1	25:52.385
12	1:33.716	22.575	42.097	29.044	250.5	27:26.101
13	1:32.349	22.597	40.829	28.923	250.5	28:58.450
14	1:58.529 B	26.721	49.028	42.780	168.2	30:56.979
15	7:00.646	5:35.628	50.967	34.051	166.9	37:57.625
16	1:43.354	26.887	46.761	29.706	189.6	39:40.979
17	1:30.779	22.459	40.008	28.312	251.7	41:11.758
18	1:30.697	22.396	39.979	28.322	249.9	42:42.455
19	1:30.582	22.349	40.001	28.232	251.7	44:13.037
20	1:53.586 B	25.600	47.180	40.806	178.9	46:06.623
21	30:59.199	...	43.427	29.784	200.7	1:17:05.822
22	1:31.728	22.735	40.260	28.733	249.3	1:18:37.550
23	1:31.283	22.480	40.182	28.621	252.3	1:20:08.833
24	1:31.852	22.532	40.548	28.772	247.6	1:21:40.685
25	1:32.123	22.458	40.572	29.093	250.5	1:23:12.808
26	1:32.105	22.583	40.617	28.905	245.3	1:24:44.913
27	1:33.921	22.629	40.454	30.838	249.3	1:26:18.834

93 Chris FROGGATT — GBR
Formula Racing — Ferrari 488 Challenge

Lap	Time	Sector 1	Sector 2	Sector 3	T.Spd	Elapsed
1	6:50.778	5:32.576	45.591	32.611	193.8	6:50.778

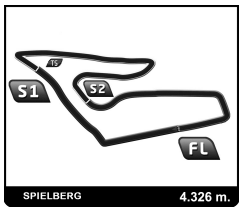

TROFEO PIRELLI
SPIELBERG
Test 1

Sector Analysis

Personal Best | Session Best | **B** Crossing the finish line in the pit lane

117 Dusan PALCR — CZE
Scuderia Praha — Ferrari 488 Challenge

Lap	Time	Sector 1	Sector 2	Sector 3	T.Spd	Elapsed
1	:22:34.615	...	44.288	29.692	204.9	1:22:34.615
2	1:32.358	22.886	40.863	28.609	245.3	1:24:06.973
3	1:31.399	22.661	40.327	28.411	247.0	1:25:38.372

208 Alessandro DEL BUFALO
Rossocorsa — Ferrari 488 Challenge

Lap	Time	Sector 1	Sector 2	Sector 3	T.Spd	Elapsed
1	47:44.787 **B**	...	1:07.484	55.693	122.4	47:44.787
2	8:05.928	6:45.500	47.771	32.657	206.5	55:50.715
3	1:37.957	23.524	43.581	30.852	239.3	57:28.672
4	1:36.691	23.195	42.798	30.698	245.9	59:05.363
5	1:38.381	23.519	43.883	30.979	220.1	1:00:43.744
6	1:36.545	23.457	42.693	30.395	245.9	1:02:20.289
7	1:36.212	23.172	42.518	30.522	243.1	1:03:56.501
8	2:15.354 **B**	27.053	55.684	52.617	160.1	1:06:11.855

209 Federico LACONCA
Rossocorsa — Ferrari 488 Challenge

Lap	Time	Sector 1	Sector 2	Sector 3	T.Spd	Elapsed
1	33:05.302	...	50.360	34.426	192.7	33:05.302
2	1:39.549	24.671	43.346	31.532	245.3	34:44.851
3	1:36.077	23.552	42.356	30.169	247.0	36:20.928
4	1:36.470	23.364	42.037	31.069	245.9	37:57.398
5	1:50.317 **B**	23.410	42.148	44.759	242.0	39:47.715
6	9:27.752	8:12.076	44.394	31.282	199.5	49:15.467
7	1:34.776	22.977	41.387	30.412	248.7	50:50.243
8	1:34.770	22.867	41.620	30.283	248.2	52:25.013
9	1:49.914 **B**	23.183	45.405	41.326	249.3	54:14.927

220 Emmanuel HANKARD
Ferrari Bruxelles — Ferrari 488 Challenge

Lap	Time	Sector 1	Sector 2	Sector 3	T.Spd	Elapsed
1	27:46.597	...	50.895	31.536	147.7	27:46.597
2	1:38.518	23.307	44.164	31.047	237.7	29:25.115
3	1:39.435	23.566	44.529	31.340	238.2	31:04.550
4	1:48.085	28.532	47.623	31.930	231.5	32:52.635
5	1:38.682	23.807	43.709	31.166	239.8	34:31.317
6	1:38.322	23.212	44.282	30.828	246.4	36:09.639
7	1:37.891	23.813	43.637	30.441	203.0	37:47.530
8	1:36.080	23.632	42.229	30.219	245.9	39:23.610
9	1:34.844	23.186	41.867	29.791	237.7	40:58.454
10	2:24.407 **B**	31.715	1:02.746	49.946	124.2	43:22.861

236 Lars BOERS
Formula Racing — Ferrari 488 Challenge

Lap	Time	Sector 1	Sector 2	Sector 3	T.Spd	Elapsed
1	2:26.257	57.043	54.731	34.483	151.3	2:26.257
2	1:48.626	26.275	49.528	32.823	171.4	4:14.883
3	1:39.782	24.148	45.294	30.340	197.7	5:54.665
4	1:36.264	23.310	42.291	30.663	217.8	7:30.929
5	2:05.695 **B**	28.232	54.423	43.040	141.9	9:36.624
6	5:45.477	4:21.929	48.850	34.698	173.1	15:22.101
7	1:42.146	24.445	45.666	32.035	231.0	17:04.247
8	1:39.807	23.769	43.859	32.179	237.2	18:44.054
9	1:40.731	24.078	43.457	33.196	241.4	20:24.785
10	1:38.158	24.094	42.723	31.341	240.9	22:02.943
11	1:38.931	23.468	42.376	33.087	242.5	23:41.874
12	1:35.938	23.244	42.019	30.675	242.5	25:17.812
13	1:44.670	23.906	44.943	35.821	206.9	27:02.482
14	1:51.811 **B**	24.723	43.384	43.704	238.7	28:54.293
15	25:25.002	...	45.278	30.950	212.2	54:19.295
16	1:37.871	23.770	43.544	30.557	242.0	55:57.166
17	1:35.377	23.271	41.857	30.249	242.5	57:32.543
18	1:37.587	23.281	43.730	30.576	243.6	59:10.130
19	1:36.189	23.332	42.321	30.536	242.5	1:00:46.319
20	1:36.104	23.206	42.514	30.384	243.6	1:02:22.423
21	1:52.896 **B**	23.333	45.133	44.430	244.2	1:04:15.319
22	13:42.445	...	45.093	31.223	171.1	1:17:57.764
23	1:35.615	23.154	42.360	30.101	242.5	1:19:33.379
24	1:35.270	23.154	42.068	30.048	243.6	1:21:08.649
25	1:35.123	23.159	41.808	30.156	243.1	1:22:43.772
26	1:38.554	23.256	42.603	32.695	242.0	1:24:22.326
27	1:35.928	23.403	42.084	30.441	242.0	1:25:58.254

257 Tim OLIN
Formula Racing — Ferrari 488 Challenge

Lap	Time	Sector 1	Sector 2	Sector 3	T.Spd	Elapsed
1	1:58.097	36.346	48.846	32.905	129.3	1:58.097
2	1:38.265	23.811	43.834	30.620	220.5	3:36.362
3	1:36.621	23.138	42.647	30.836	235.6	5:12.983
4	1:35.746	23.116	42.725	29.905	240.9	6:48.729
5	1:52.143 **B**	24.375	45.209	42.559	199.2	8:40.872
6	6:37.839	5:16.792	47.539	33.508	189.3	15:18.711
7	1:41.177	25.085	44.820	31.272	192.4	16:59.888
8	1:38.080	23.900	43.472	30.708	236.6	18:37.968
9	1:46.886	24.186	47.501	35.199	220.1	20:24.854
10	1:47.948	27.854	47.286	32.808	181.0	22:12.802
11	1:36.828	23.387	43.100	30.341	236.6	23:49.630

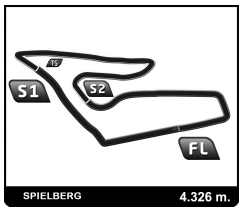

TROFEO PIRELLI
SPIELBERG
Test 1

Sector Analysis

Personal Best | Session Best | **B** Crossing the finish line in the pit lane

308 Andrea DEL BUFALO
Rossocorsa — Ferrari 488 Challenge

Lap	Time	Sector 1	Sector 2	Sector 3	T.Spd	Elapsed
1	17:24.789	...	47.149	32.613	162.3	17:24.789
2	1:38.993	23.751	43.252	31.990	241.4	19:03.782
3	1:46.604	28.753	46.628	31.223	110.3	20:50.386
4	1:37.751	23.876	42.750	31.125	243.6	22:28.137
5	1:36.991	23.479	42.713	30.799	242.5	24:05.128
6	2:06.903 **B**	25.087	53.716	48.100	170.0	26:12.031
7	52:57.374	...	50.890	32.072	164.5	1:19:09.405
8	1:36.347	23.274	42.324	30.749	244.2	1:20:45.752
9	1:35.766	23.293	42.600	29.873	240.9	1:22:21.518
10	1:35.662	23.519	41.791	30.352	242.0	1:23:57.180
11	1:35.361	23.204	42.110	30.047	241.4	1:25:32.541

309 Alessandro FAIFERRI
Rossocorsa — Ferrari 488 Challenge

Lap	Time	Sector 1	Sector 2	Sector 3	T.Spd	Elapsed
1	18:12.302	...	47.997	35.228	184.1	18:12.302
2	1:42.850	23.965	44.447	34.438	221.0	19:55.152
3	1:44.317	24.911	45.915	33.491	170.3	21:39.469
4	2:12.891 **B**	28.812	54.843	49.236	139.8	23:52.360
5	39:16.121	...	50.118	36.625	161.6	1:03:08.481
6	1:41.808	24.425	44.114	33.269	218.3	1:04:50.289
7	1:41.323	24.572	43.921	32.830	230.5	1:06:31.612
8	1:40.433	24.387	43.543	32.503	231.5	1:08:12.045
9	2:23.504 **B**	29.295	59.977	54.232	110.3	1:10:35.549
10	3:23.474	1:59.260	51.052	33.162	197.0	1:13:59.023
11	1:45.690	23.545	47.671	34.474	217.4	1:15:44.713
12	1:39.140	24.244	42.471	32.425	240.4	1:17:23.853
13	1:41.862	24.303	45.523	32.036	180.4	1:19:05.715
14	1:37.385	23.607	42.401	31.377	245.9	1:20:43.100
15	1:36.023	23.389	41.935	30.699	233.0	1:22:19.123
16	2:04.099	30.742	52.644	40.713	170.6	1:24:23.222
17	2:10.556 **B**	31.624	48.654	50.278	161.1	1:26:33.778

320 Jean CHABERT
Ferrari Bruxelles — Ferrari 488 Challenge

Lap	Time	Sector 1	Sector 2	Sector 3	T.Spd	Elapsed
1	4:26.160	3:09.879	45.078	31.203	214.3	4:26.160
2	1:37.380	23.683	42.865	30.832	242.0	6:03.540
3	1:40.798	24.253	45.090	31.455	176.2	7:44.338
4	1:38.353	23.650	43.339	31.364	243.6	9:22.691
5	1:37.484	23.576	43.122	30.786	238.2	11:00.175
6	1:38.541	23.917	43.723	30.901	216.9	12:38.716
7	1:36.853	23.527	42.366	30.960	243.6	14:15.569
8	1:36.460	23.455	42.154	30.851	243.6	15:52.029
9	2:15.739 **B**	25.141	55.650	54.948	181.9	18:07.768