

# FERRARI CHALLENGE ASIA PACIFIC

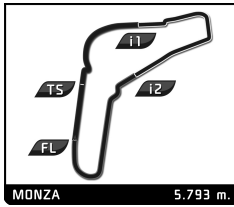
## MONZA

### Qualifying 2

#### Analysis

■ Personal Best 
 ■ Session Best 
 ■ Crossing the finish line in pit lane

Lap	Time	Sector 1	Sector 2	Sector 3	T. Spd	Elapsed	Lap	Time	Sector 1	Sector 2	Sector 3	T. Spd	Elapsed
<b>401</b> Philippe PRETTE							ITA						
Blackbird Concessionaires							488 Challenge						
1	2:33.759	54.080	50.320	49.359	130.0	2:33.759	6	2:49.938	42.374	48.575	1:18.989	179.1	26:19.009
2	2:41.896	45.565	47.163	1:09.168	194.1	5:15.655	7	8:22.834	6:49.518	45.427	47.889	125.1	34:41.842
3	13:25.045	...	45.100	46.830	97.9	18:40.699	8	2:09.306	40.612	43.323	45.371	189.7	36:51.148
4	2:09.966	39.539	44.649	45.778	201.3	20:50.665	9	2:08.485	40.085	43.022	45.378	181.8	38:59.633
5	2:08.077	38.625	43.825	45.627	217.4	22:58.742	10	2:24.520	41.400	47.847	55.273	195.5	41:24.153
6	2:08.166	39.070	43.869	45.227	209.5	25:06.908	11	4:50.703	2:59.940	50.682	1:00.081	156.0	46:14.856
7	2:37.198	45.475	47.200	1:04.523	144.6	27:44.106	12	2:24.711	41.747	54.108	48.856	173.7	48:39.567
8	8:25.577	6:48.978	46.765	49.834	127.6	36:09.682	13	2:27.996	39.867	44.068	1:04.061	203.6	51:07.563
9	2:09.627	39.371	43.897	46.359	221.4	38:19.309							
10	2:05.980	38.225	43.226	44.529	237.4	40:25.289							
11	2:06.791	38.610	43.451	44.730	209.5	42:32.080							
12	2:10.616	38.914	44.005	47.697	215.7	44:42.696							
13	2:05.686	37.687	42.995	45.004	241.1	46:48.382							
14	2:07.942	38.912	43.963	45.067	241.6	48:56.324							
15	2:05.144	37.540	42.794	44.810	234.3	51:01.468							
<b>405</b> Martin BERRY							AUS						
Ital Auto Singapore							488 Challenge						
1	2:51.899	1:07.587	50.843	53.469	111.7	2:51.899	1	3:25.523	1:31.157	49.557	1:04.809	121.2	3:25.523
2	2:57.212	53.658	48.210	1:15.344	127.3	5:49.111	2	15:04.625	...	50.241	48.048	142.9	18:30.147
3	13:28.297	...	48.184	47.307	97.7	19:17.407	3	2:08.699	39.453	44.236	45.010	202.5	20:38.846
4	2:09.972	39.858	44.611	45.503	191.7	21:27.379	4	2:09.213	39.037	44.486	45.690	225.6	22:48.059
5	2:08.140	38.639	43.145	46.356	204.0	23:35.519	5	2:11.359	41.564	44.081	45.714	176.2	24:59.418
6	2:38.985	38.594	43.060	1:17.331	213.2	26:14.504	6	2:33.346	44.943	46.840	1:01.563	204.0	27:32.764
7	8:05.483	6:35.006	43.811	46.666	145.7	34:19.986	7	9:36.797	8:03.417	46.301	47.079	147.7	37:09.560
8	2:08.476	38.959	43.426	46.091	213.6	36:28.462	8	2:10.493	41.565	44.023	44.905	209.9	39:20.053
9	2:28.405	39.460	43.758	1:05.187	207.1	38:56.867	9	2:28.460	52.309	47.874	48.277	223.2	41:48.513
10	4:26.073	2:51.606	46.892	47.575	137.4	43:22.940	10	2:09.513	39.246	44.476	45.791	207.5	43:58.026
11	2:08.663	38.327	43.468	46.868	231.3	45:31.603	11	2:09.000	39.264	43.251	46.485	210.7	46:07.026
12	2:07.209	38.526	43.396	45.287	223.7	47:38.812	12	2:10.339	41.716	43.587	45.036	211.1	48:17.365
13	2:11.614	38.677	43.867	49.070	219.6	49:50.426	13	2:07.152	38.664	43.591	44.897	204.4	50:24.517
14	2:17.194	37.712	43.154	56.328	246.5	52:07.620							
<b>407</b> Ken SETO							JPN						
Rosso Scuderia Tokyo							488 Challenge						
1	23:21.030	...	49.240	49.181	100.7	23:21.029	1	6:32.623	56.381	51.079	4:45.163	112.5	6:32.623
2	2:46.002	43.630	45.499	1:16.873	173.4	26:07.031	2	12:26.422	...	52.737	53.051	100.5	18:59.044
3	8:15.424	6:43.575	45.254	46.595	157.8	34:22.454	3	2:18.374	42.472	45.325	50.577	163.0	21:17.418
4	2:11.865	40.541	44.986	46.338	217.0	36:34.319	4	2:11.137	40.656	44.134	46.347	179.7	23:28.555
5	2:13.044	40.537	45.962	46.545	214.9	38:47.363	5	2:41.819	39.597	44.503	1:17.719	212.3	26:10.374
6	2:12.310	39.869	45.197	47.244	216.6	40:59.673	6	10:02.844	8:24.669	48.740	49.435	117.4	36:13.217
7	2:10.945	39.923	44.561	46.461	211.5	43:10.618	7	2:15.668	41.073	45.334	49.261	168.8	38:28.885
8	2:08.695	39.062	44.286	45.347	227.9	45:19.313	8	2:12.251	42.218	44.128	45.905	180.9	40:41.136
9	2:08.613	39.054	44.169	45.390	213.6	47:27.926	9	2:09.809	39.836	43.832	46.141	208.7	42:50.945
10	2:08.614	39.028	44.391	45.195	221.4	49:36.540	10	2:11.323	41.003	44.076	46.244	154.2	45:02.268
11	2:07.839	38.892	43.788	45.159	214.0	51:44.379	11	2:08.288	39.508	43.292	45.488	194.1	47:10.556
12	2:10.068	41.493	43.640	44.935	174.0	49:20.624	12	2:10.068	41.493	43.640	45.192	204.7	51:27.890
13	2:07.266	38.902	43.172	45.192	204.7	51:27.890	13	2:07.266	38.902	43.172	45.192	204.7	51:27.890
<b>424</b> "GO MAX"							JPN						
M Auto Hiroshima							488 Challenge						
1	3:25.523	1:31.157	49.557	1:04.809	121.2	3:25.523	1	2:58.341	1:09.783	55.268	53.290	96.6	2:58.341
2	15:04.625	...	50.241	48.048	142.9	18:30.147	2	2:56.046	54.089	49.979	1:11.978	121.3	5:54.387
3	2:08.699	39.453	44.236	45.010	202.5	20:38.846	3	13:19.852	...	49.260	49.241	108.5	19:14.238
4	2:09.213	39.037	44.486	45.690	225.6	22:48.059	4	2:18.223	42.891	46.736	48.596	173.1	21:32.461
5	2:11.359	41.564	44.081	45.714	176.2	24:59.418	5	2:13.725	41.920	45.118	46.687	184.9	23:46.186
6	2:33.346	44.943	46.840	1:01.563	204.0	27:32.764	6	2:38.409	41.018	45.691	1:11.700	196.2	26:24.595
7	9:36.797	8:03.417	46.301	47.079	147.7	37:09.560	7	8:42.246	7:05.665	46.011	50.570	96.9	35:06.840
8	2:10.493	41.565	44.023	44.905	209.9	39:20.053	8	2:15.702	41.803	45.792	48.107	194.5	37:22.542
9	2:28.460	52.309	47.874	48.277	223.2	41:48.513	9	2:15.017	41.883	46.611	46.523	188.1	39:37.559
10	2:09.513	39.246	44.476	45.791	207.5	43:58.026	10	2:12.915	41.135	44.910	46.870	197.7	41:50.474
11	2:09.000	39.264	43.251	46.485	210.7	46:07.026	11	2:19.443	44.438	46.333	48.672	160.4	44:09.917
12	2:10.339	41.716	43.587	45.036	211.1	48:17.365	12	2:09.463	39.634	44.365	45.464	219.6	46:19.380
13	2:07.152	38.664	43.591	44.897	204.4	50:24.517	13	2:38.768	40.697	54.940	1:03.131	193.5	48:58.148
14	2:07.152	38.664	43.591	44.897	204.4	50:24.517	14	2:09.139	40.061	44.180	44.898	205.5	51:07.287
<b>448</b> Angelo NEGRO							ITA						
Ital Auto Shanghai							488 Challenge						
1	6:32.623	56.381	51.079	4:45.163	112.5	6:32.623	1	2:58.341	1:09.783	55.268	53.290	96.6	2:58.341
2	12:26.422	...	52.737	53.051	100.5	18:59.044	2	2:56.046	54.089	49.979	1:11.978	121.3	5:54.387
3	2:18.374	42.472	45.325	50.577	163.0	21:17.418	3	13:19.852	...	49.260	49.241	108.5	19:14.238
4	2:11.137	40.656	44.134	46.347	179.7	23:28.555	4	2:18.223	42.891	46.736	48.596	173.1	21:32.461
5	2:41.819	39.597	44.503	1:17.719	212.3	26:10.374	5	2:13.725	41.920	45.118	46.687	184.9	23:46.186
6	10:02.844	8:24.669	48.740	49.435	117.4	36:13.217	6	2:38.409	41.018	45.691	1:11.700	196.2	26:24.595
7	2:15.668	41.073	45.334	49.261	168.8	38:28.885	7	8:42.246	7:05.665	46.011	50.570	96.9	35:06.840
8	2:12.251	42.218	44.128	45.905	180.9	40:41.136	8	2:15.702	41.803	45.792	48.107	194.5	37:22.542
9	2:09.809	39.836	43.832	46.141	208.7	42:50.945	9	2:15.017	41.883	46.611	46.523	188.1	39:37.559
10	2:11.323	41.003	44.076	46.244	154.2	45:02.268	10	2:12.915	41.135	44.910	46.870	197.7	41:50.474
11	2:08.288	39.508	43.292	45.488	194.1	47:10.556	11	2:19.443	44.438	46.333	48.672	160.4	44:09.917
12	2:10.068	41.493	43.640	45.192	204.7	49:20.624	12	2:09.463	39.634	44.365	45.464	219.6	46:19.380
13	2:07.266	38.902	43.172	45.192	204.7	51:27.890	13	2:38.768	40.697	54.940	1:03.131	193.5	48:58.148
14	2:07.266	38.902	43.172	45.192	204.7	51:27.890	14	2:09.139	40.061	44.180	44.898	205.5	51:07.287
<b>469</b> Zen LOW							MYS						
Naza Italia Malaysia							488 Challenge						
1	2:58.341	1:09.783	55.268	53.290	96.6	2:58.341	1	2:58.341	1:09.783	55.268	53.290	96.6	2:58.341
2	2:56.046	54.089	49.979	1:11.978	121.3	5:54.387	2	2:56.046	54.089	49.979	1:11.978	121.3	5:54.387
3	13:19.852	...	49.260	49.241	108.5	19:14.238	3	13:19.852	...	49.260	49.241	108.5	19:14.238
4	2:18.223	42.891	46.736	48.596	173.1	21:32.461	4	2:18.223	42.891	46.736	48.596	173.1	21:32.461
5	2:13.725	41.920	45.118	46.687	184.9	23:46.186	5	2:13.725	41.920	45.118	46.687	184.9	



# FERRARI CHALLENGE ASIA PACIFIC

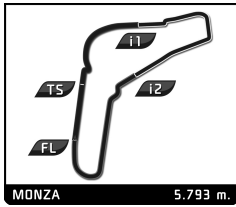
## MONZA

### Qualifying 2

#### Analysis

■ Personal Best  
 ■ Session Best  
 ■ Crossing the finish line in pit lane

Lap	Time	Sector 1	Sector 2	Sector 3	T. Spd	Elapsed	Lap	Time	Sector 1	Sector 2	Sector 3	T. Spd	Elapsed	
<b>480</b>	<b>Alex AU</b>						HKG	10	2:12.675	40.009	45.024	47.642	210.3	45:08.891
	Blackbird Concessionaires						488 Challenge	11	2:43.730B	41.646	46.672	1:15.412	176.8	47:52.621
1	2:57.282B	1:05.730	49.449	1:02.103	108.0	2:57.282								
2	16:32.695	...	52.588	52.651	91.3	19:29.976								
3	2:26.128	44.456	47.715	53.957	171.2	21:56.104								
4	2:08.836	39.504	43.864	45.468	222.8	24:04.940								
5	2:42.869B	42.055	51.249	1:09.565	159.9	26:47.809								
6	7:41.456	6:06.678	44.555	50.223	136.9	34:29.264								
7	2:06.977	39.086	43.331	44.560	225.1	36:36.241								
8	2:19.212	45.398	44.665	49.149	198.4	38:55.453								
9	2:25.165	46.327	51.141	47.697	207.5	41:20.618								
10	2:10.597	38.723	43.408	48.466	227.9	43:31.215								
11	2:06.669	38.972	43.126	44.571	228.9	45:37.884								
12	2:18.441	41.137	47.025	50.279	230.3	47:56.325								
13	2:05.411	38.468	42.861	44.082	220.5	50:01.736								
14	2:05.269	38.216	42.769	44.284	229.9	52:07.005								
<b>527</b>	<b>Grant BAKER</b>						NZL							
	Continental Cars NZ						488 Challenge							
1	3:47.657B	1:40.917	54.296	1:12.444	114.1	3:47.657								
2	14:52.278	...	50.218	51.136	145.2	18:39.934								
3	2:16.843	42.827	46.353	47.663	179.4	20:56.777								
4	2:14.428	41.387	45.738	47.303	207.1	23:11.205								
5	2:12.075	39.888	45.016	47.171	205.9	25:23.280								
6	3:05.202B	53.258	55.081	1:16.863	138.7	28:28.482								
7	6:57.197	5:20.150	46.708	50.339	140.3	35:25.678								
8	2:16.987	43.428	45.340	48.219	174.8	37:42.665								
9	2:12.837	40.589	45.506	46.742	227.9	39:55.502								
10	2:10.992	40.073	44.903	46.016	228.9	42:06.494								
11	2:31.486B	42.312	45.094	1:04.080	188.1	44:37.980								
<b>528</b>	<b>Charles CHAN</b>						HKG							
	Blackbird Concessionaires						488 Challenge							
1	4:07.969B	1:44.491	56.775	1:26.703	92.4	4:07.969								
2	15:39.134	...	55.658	1:03.684	91.7	19:47.102								
3	2:25.274	46.398	48.542	50.334	160.6	22:12.376								
4	2:17.268	42.094	46.467	48.707	184.3	24:29.644								
5	2:52.940B	41.984	56.324	1:14.632	217.9	27:22.584								
6	7:39.743	5:53.410	51.450	54.883	122.6	35:02.326								
7	2:15.752	41.558	46.217	47.977	207.1	37:18.078								
8	2:46.215	44.010	1:14.469	47.736	203.2	40:04.293								
9	2:13.217	39.974	45.745	47.498	232.3	42:17.510								
10	2:12.373	40.058	45.385	46.930	238.9	44:29.883								
11	2:23.020	42.630	47.488	52.902	238.4	46:52.903								
12	2:12.017	40.507	45.028	46.482	227.0	49:04.920								
13	2:11.443	39.374	45.969	46.100	236.9	51:16.363								
<b>509</b>	<b>Yansheng LIANG</b>						CHN							
	CTF Beijing						488 Challenge							
1	22:26.130	...	1:01.382	1:06.300	96.7	22:26.129								
2	2:55.264	55.331	59.426	1:00.507	139.0	25:21.393								
3	3:38.743B	1:02.358	1:02.938	1:33.447	120.4	29:00.136								
4	6:57.935	5:05.452	54.970	57.513	116.5	35:58.070								
5	2:30.443	46.548	51.459	52.436	205.1	38:28.513								
6	2:30.975	47.837	50.490	52.648	191.4	40:59.488								
7	2:35.461	49.378	52.040	54.043	158.3	43:34.949								
8	2:28.695	46.750	49.012	52.933	198.8	46:03.644								
9	2:28.738	46.501	50.491	51.746	196.6	48:32.382								
10	2:29.314	46.918	49.543	52.853	158.9	51:01.696								
<b>511</b>	<b>Andrew MOON</b>						KOR							
	Forza Motors Korea						488 Challenge							
1	3:41.650B	1:36.281	53.631	1:11.738	119.9	3:41.650								
2	14:53.282	...	50.058	50.032	133.7	18:34.931								
3	2:17.004	43.140	45.691	48.173	182.7	20:51.935								
4	2:14.987	41.971	45.228	47.788	175.6	23:06.922								
5	2:29.972B	39.766	46.003	1:04.203	205.5	25:36.894								
6	10:39.382	9:04.905	46.243	48.234	164.2	36:16.275								
7	2:15.222	41.197	45.729	48.296	202.1	38:31.497								
8	2:15.158	43.448	44.789	46.921	186.5	40:46.655								
9	2:09.561	39.216	44.428	45.917	224.6	42:56.216								
<b>549</b>	<b>David DICKER</b>						AUS							
	Continental Cars NZ						488 Challenge							
1	37:58.338	...	51.027	51.088	89.0	37:58.336								
2	2:18.707	43.269	47.831	47.607	180.0	40:17.043								
3	2:13.263	40.973	45.588	46.702	196.6	42:30.306								
4	2:13.134	41.585	44.962	46.587	209.5	44:43.440								
5	2:33.144B	44.822	47.131	1:01.191	181.8	47:16.584								
6	3:27.869	1:43.841	54.106	49.922	135.9	50:44.453								
<b>550</b>	<b>Kazuyuki YAMAGUCHI</b>						JPN							
	Cornes Osaka						488 Challenge							
1	3:30.721B	1:28.998	55.772	1:05.951	114.6	3:30.721								
2	15:01.691	...	49.903	48.852	145.7	18:32.411								
3	2:10.606	39.993	44.173	46.440	214.0	20:43.017								
4	2:08.890	38.815	43.977	46.098	219.2	22:51.907								
5	2:22.012B	39.967	43.696	58.349	232.8	25:13.919								
6	9:32.658	7:56.799	45.572	50.287	118.2	34:46.576								
7	2:19.575	42.437	47.652	49.486	201.7	37:06.151								
8	2:09.901	39.369	44.056	46.476	220.1	39:16.052								
9	2:09.758	39.197	43.950	46.611	217.9	41:25.810								
10	2:36.053B	46.159	44.699	1:05.195	135.7	44:01.863								
<b>555</b>	<b>Abdulrahman ADDAS</b>						SAU							
	Al Tayer Motors						488 Challenge							



# FERRARI CHALLENGE ASIA PACIFIC

## MONZA

### Qualifying 2

#### Analysis

■ Personal Best 
 ■ Session Best 
 ■ Crossing the finish line in pit lane

Lap	Time	Sector 1	Sector 2	Sector 3	T. Spd	Elapsed	Lap	Time	Sector 1	Sector 2	Sector 3	T. Spd	Elapsed		
1	4:36.116	B	1:55.734	1:01.799	1:38.583	80.2	4:36.116	9	2:07.575	38.276	44.187	45.112	228.9	41:54.499	
2	14:52.832	B	...	55.934	1:12.714	98.0	19:28.947	10	2:48.154	B	46.261	51.060	1:10.833	160.8	44:42.653
3	16:56.466	...	53.384	53.654	141.7	36:25.412	11	4:51.770	3:16.631	45.686	49.453	143.6	49:34.423		
4	2:33.422	47.438	51.783	54.201	174.2	38:58.834	12	2:08.659	39.783	44.111	44.765	202.1	51:43.082		
5	2:32.343	48.090	49.050	55.203	128.7	41:31.177									
6	2:55.039	B	50.111	58.286	1:06.642	155.3	44:26.216								

**557 Tani HANNA** LBN  
Scuderia Lebanon 488 Challenge

1	4:31.233	B	1:53.339	58.652	1:39.242	83.3	4:31.233
2	14:19.801	...	50.862	51.055	98.9	18:51.033	
3	2:21.287	40.335	45.049	55.903	195.2	21:12.320	
4	2:07.990	38.622	43.895	45.473	214.9	23:20.310	
5	2:37.278	B	37.603	43.631	1:16.044	237.4	25:57.588
6	12:55.122	...	58.750	1:03.634	97.7	38:52.709	
7	2:10.334	39.631	44.429	46.274	223.2	41:03.043	
8	2:14.434	44.200	44.796	45.438	163.7	43:17.477	
9	2:06.359	38.069	43.538	44.752	241.6	45:23.836	
10	2:05.997	37.814	42.958	45.225	241.1	47:29.833	
11	2:15.402	42.332	47.120	45.950	177.6	49:45.235	
12	2:05.209	37.723	42.745	44.741	242.7	51:50.444	

**558 Kent CHEN** TPE  
Modena Motori Taiwan 488 Challenge

1	4:41.251	B	1:58.186	1:00.549	1:42.516	81.0	4:41.251
2	14:38.696	...	52.832	52.989	92.1	19:19.946	
3	2:17.810	42.291	46.632	48.887	174.2	21:37.756	
4	2:13.404	40.823	45.268	47.313	199.1	23:51.160	
5	2:39.847	B	40.573	45.692	1:13.582	211.5	26:31.007
6	8:02.707	6:25.376	47.806	49.525	135.2	34:33.713	
7	2:41.271	1:03.757	50.121	47.393	202.1	37:14.984	
8	2:13.106	41.567	45.120	46.419	178.8	39:28.090	
9	2:12.010	40.375	45.245	46.390	196.2	41:40.100	
10	2:20.715	41.951	48.850	49.914	203.2	44:00.815	
11	2:10.280	39.862	43.820	46.598	206.3	46:11.095	
12	2:21.950	42.826	50.381	48.743	201.0	48:33.045	
13	2:43.721	B	44.903	47.280	1:11.538	153.8	51:16.766

**563 Vincent WONG** HKG  
Blackbird Concessionaires 488 Challenge

1	4:12.080	B	1:38.240	1:04.328	1:29.512	115.2	4:12.080
2	14:55.776	...	51.423	56.460	108.4	19:07.855	
3	2:39.131	47.486	1:03.323	48.322	162.0	21:46.986	
4	2:16.042	43.237	45.489	47.316	177.1	24:03.028	
5	2:51.515	B	46.492	52.431	1:12.592	117.3	26:54.543
6	8:12.308	B	6:10.412	48.325	1:13.571	129.6	35:06.850

**568 Yanbin XING** CHN  
CTF Beijing 488 Challenge

1	3:58.027	B	1:27.853	58.703	1:31.471	110.2	3:58.027
2	15:31.448	...	53.533	58.697	109.8	19:29.474	
3	2:32.339	49.499	47.959	54.881	191.4	22:01.813	
4	2:11.971	40.763	44.190	47.018	183.3	24:13.784	
5	2:46.886	B	39.477	50.734	1:16.675	210.3	27:00.670
6	8:14.658	6:18.958	48.191	1:07.509	138.0	35:15.327	
7	2:17.383	41.775	47.322	48.286	205.9	37:32.710	
8	2:14.214	39.824	47.175	47.215	200.2	39:46.924	

**575 Karim NAGADIPURNA** IDN  
Ferrari Jakarta 488 Challenge

1	4:44.586	B	2:03.309	58.671	1:42.606	82.6	4:44.586
2	14:57.983	...	52.388	57.030	107.3	19:42.568	
3	2:34.169	47.343	50.055	56.771	177.4	22:16.737	
4	2:26.958	48.933	47.684	50.341	207.5	24:43.695	
5	2:45.444	B	46.718	49.525	1:09.201	196.2	27:29.139
6	7:55.078	6:08.356	53.362	53.360	90.4	35:24.216	
7	2:30.786	49.860	47.443	53.483	210.7	37:55.002	
8	2:27.346	44.635	51.126	51.585	182.4	40:22.348	
9	2:27.034	44.757	53.008	49.269	194.5	42:49.382	
10	2:18.963	42.783	47.601	48.579	195.9	45:08.345	
11	2:28.247	47.042	50.921	50.284	192.4	47:36.592	
12	2:17.581	42.996	46.924	47.661	205.9	49:54.173	

**579 Jay CHANG** CHN  
Ital Auto Shanghai 488 Challenge

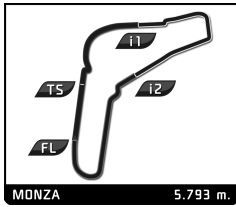
1	3:23.656	B	1:19.973	54.999	1:08.684	101.3	3:23.656
2	16:00.945	...	53.688	51.665	103.6	19:24.600	
3	2:19.383	43.967	47.904	47.512	162.8	21:43.983	
4	2:40.259	40.359	44.639	1:15.261	186.8	24:24.242	
5	2:45.237	B	42.229	54.240	1:08.768	183.6	27:09.479
6	7:34.988	5:56.549	49.004	49.435	133.7	34:44.466	
7	2:15.976	41.487	46.337	48.152	182.4	37:00.442	
8	2:15.548	40.996	46.364	48.188	185.5	39:15.990	
9	2:16.247	42.500	46.371	47.376	165.2	41:32.237	
10	2:19.201	44.652	46.510	48.039	161.1	43:51.438	
11	2:18.008	40.504	47.771	49.733	196.2	46:09.446	
12	2:15.370	41.486	46.415	47.469	198.4	48:24.816	
13	2:12.673	39.596	46.277	46.800	208.7	50:37.489	

**586 Min XIAO** CHN  
CTF Beijing 488 Challenge

1	24:01.923	...	49.780	53.941	131.6	24:01.922	
2	2:42.987	B	43.024	49.858	1:10.105	170.1	26:44.909
3	8:25.166	6:45.864	48.367	50.935	103.7	35:10.074	
4	2:16.103	41.727	45.979	48.397	208.7	37:26.177	
5	2:23.815	45.871	49.165	48.779	238.4	39:49.992	
6	2:14.561	41.836	45.498	47.227	202.1	42:04.553	
7	2:13.103	40.142	45.115	47.846	234.8	44:17.656	
8	2:13.626	40.999	45.473	47.154	222.8	46:31.282	
9	2:11.514	40.052	44.545	46.917	221.9	48:42.796	
10	2:38.329	B	43.001	45.932	1:09.396	241.6	51:21.125

**588 Tiger WU** TPE  
Modena Motori Taiwan 488 Challenge

1	2:46.858	1:01.985	52.121	52.752	119.9	2:46.858	
2	2:45.789	B	48.439	48.796	1:08.554	151.2	5:32.647
3	13:30.885	...	53.287	54.813	95.0	19:03.531	
4	2:16.177	41.664	45.617	48.896	203.6	21:19.708	
5	2:21.937	43.153	45.421	53.363	181.8	23:41.645	
6	2:38.003	B	41.460	45.063	1:11.480	223.7	26:19.648


**FERRARI CHALLENGE ASIA PACIFIC**
**MONZA**
**Qualifying 2**
**Analysis**

 ■ Personal Best   ■ Session Best   **B** Crossing the finish line in pit lane

Lap	Time	Sector 1	Sector 2	Sector 3	T. Spd	Elapsed	Lap	Time	Sector 1	Sector 2	Sector 3	T. Spd	Elapsed
7	8:38.220	6:53.288	50.641	54.291	137.8	34:57.867							
8	2:14.448	41.211	45.825	47.412	214.9	37:12.315							
9	2:12.764	40.503	44.873	47.388	214.9	39:25.079							
10	<b>2:11.657</b>	40.328	44.848	46.481	212.3	41:36.736							
11	2:15.475	42.962	46.040	<b>46.473</b>	206.7	43:52.211							
12	2:12.774	40.975	45.286	46.513	188.4	46:04.985							
13	2:16.751	42.237	<b>44.379</b>	50.135	192.8	48:21.736							
14	2:10.036	<b>39.196</b>	44.134	46.706	226.0	50:31.772							

**593** **Koji IRITANI** JPN  
 Cornes Osaka 488 Challenge

1	4:48.372 <b>B</b>	2:24.368	57.775	1:26.229	128.5	4:48.372
2	15:22.162	...	48.597	48.510	157.1	20:10.533
3	2:16.524	<b>41.447</b>	46.451	48.626	207.5	22:27.057
4	<b>2:15.848</b>	41.555	<b>46.088</b>	<b>48.205</b>	212.8	24:42.905

**599** **Kanthicha CHIMSIRI** THA  
 Cavallino Motors Bangkok 488 Challenge

1	4:07.062 <b>B</b>	1:27.350	1:10.393	1:29.319	95.0	4:07.062
2	15:34.622	...	1:04.424	1:01.490	90.1	19:41.683
3	2:59.490	58.207	57.763	1:03.520	112.5	22:41.173
4	3:22.467 <b>B</b>	58.015	57.971	1:26.481	130.8	26:03.640
5	9:32.185	7:33.289	57.975	1:00.921	104.5	35:35.824
6	2:53.700	56.450	57.836	59.414	131.8	38:29.524
7	2:54.119	55.331	59.524	59.264	137.1	41:23.643
8	2:55.125	54.141	59.403	1:01.581	130.4	44:18.768
9	<b>2:47.434</b>	55.493	55.810	<b>56.131</b>	153.8	47:06.202
10	2:56.829	55.591	58.805	1:02.433	136.9	50:03.031