

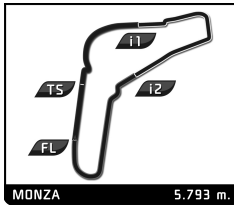
FERRARI CHALLENGE NORTH AMERICA

MONZA Qualifying 1

Analysis

■ Personal Best
 ■ Session Best
 ■ Crossing the finish line in pit lane

Lap	Time	Sector 1	Sector 2	Sector 3	T. Spd	Elapsed	Lap	Time	Sector 1	Sector 2	Sector 3	T. Spd	Elapsed
210 Murray ROTHLANDER CAN													
Ferrari of Vancouver 488 Challenge													
1	7:54.809	6:18.660	51.754	44.395	140.1	7:54.809	7	1:53.798	34.773	39.444	39.581	271.8	20:56.284
2	2:05.068	36.830	39.429	48.809	251.1	9:59.877	8	1:53.721	34.700	39.543	39.478	278.1	22:50.005
3	1:53.129	35.120	38.995	39.014	270.4	11:53.006	9	1:52.775	34.534	38.795	39.446	281.7	24:42.780
4	1:51.837	34.455	38.584	38.798	283.1	13:44.843	10	2:14.399 B	34.568	39.188	1:00.643	283.1	26:57.179
5	3:03.525	1:00.005	1:05.467	58.053	174.2	16:48.368							
6	2:24.799	1:03.451	41.343	40.005	144.8	19:13.167							
7	1:52.081	34.541	38.622	38.918	284.6	21:05.248							
8	1:51.900	34.573	38.744	38.583	277.3	22:57.148							
9	2:26.294	42.535	45.708	58.051	281.7	25:23.442							
10	2:36.461	1:01.110	53.576	41.775	130.8	27:59.903							
							218 James WEILAND USA						
							Boardwalk Ferrari 488 Challenge						
1	17:25.093	...	43.011	42.312	155.1	17:25.093							
2	1:55.702	35.973	40.312	39.417	228.9	19:20.795							
3	1:51.881	34.618	38.835	38.428	270.4	21:12.676							
4	1:51.630	34.531	38.347	38.752	276.6	23:04.306							
5	1:51.892	34.464	38.442	38.986	278.1	24:56.198							
6	1:51.768	34.364	38.648	38.756	281.7	26:47.966							
7	1:52.211	34.443	38.563	39.205	280.9	28:40.177							
							219 Chris CAGNAZZI USA						
							Ferrari of Long Island 488 Challenge						
1	12:03.630	...	41.315	40.688	168.6	12:03.630							
2	1:53.136	34.784	39.243	39.109	274.5	13:56.766							
3	1:51.989	34.260	38.552	39.177	279.5	15:48.755							
4	1:57.045	36.430	39.570	41.045	234.3	17:45.800							
5	1:52.549	34.607	38.815	39.127	274.5	19:38.349							
6	1:55.939	35.640	40.789	39.510	270.4	21:34.288							
7	2:07.758 B	34.731	38.935	54.092	279.5	23:42.046							
8	2:44.121	1:24.718	39.322	40.081	204.4	26:26.167							
9	2:10.674 B	34.640	41.224	54.810	274.5	28:36.841							
							225 Ross CHOUEST USA						
							Ferrari of Palm Beach 488 Challenge						
1	14:02.535	...	47.093	46.707	125.3	14:02.535							
2	2:10.510	37.698	41.573	51.239	231.8	16:13.045							
3	1:51.968	34.248	38.760	38.960	281.7	18:05.013							
4	2:05.529	34.377	47.484	43.668	277.3	20:10.542							
5	1:52.078	34.337	38.495	39.246	278.8	22:02.620							
6	2:15.053	42.189	50.703	42.161	250.5	24:17.673							
7	1:51.873	34.014	38.663	39.196	282.4	26:09.546							
8	2:34.051 B	34.751	46.125	1:13.175	267.1	28:43.597							
							233 Benjamin HITES CHL						
							The Collection 488 Challenge						
1	14:07.491	...	42.862	41.172	86.2	14:07.491							
2	2:08.647	40.032	47.081	41.534	252.3	16:16.138							
3	1:51.109	34.146	38.262	38.701	274.5	18:07.247							
4	1:54.318	34.109	39.697	40.512	283.1	20:01.565							
5	1:50.982	34.192	38.250	38.540	280.9	21:52.547							
6	1:51.119	34.163	38.142	38.814	275.9	23:43.666							
7	2:11.581	37.749	45.956	47.876	231.8	25:55.247							
8	1:54.703	34.250	39.749	40.704	280.9	27:49.950							
9	1:51.089	33.989	38.481	38.619	283.1	29:41.039							
10	2:23.155 B	36.443	42.073	1:04.639	263.9	32:04.194							
							251 Rob HODES USA						
							Scuderia CAVA - Ferrari of Washington 488 Challenge						
1	10:05.207	8:38.323	44.001	42.883	84.8	10:05.207							
2	2:11.095	37.916	47.074	46.105	256.4	12:16.302							
3	1:52.852	34.555	38.927	39.370	283.9	14:09.154							
4	2:27.476	41.900	1:02.096	43.480	254.6	16:36.630							
							211 Peter LUDWIG USA						
							Wide World Ferrari 488 Challenge						
1	15:44.373	...	44.653	44.701	124.0	15:44.373							
2	2:10.310	41.053	45.659	43.598	198.4	17:54.683							
3	1:52.849	34.798	38.934	39.117	258.2	19:47.532							
4	1:51.466	34.272	38.391	38.803	270.4	21:38.998							
5	1:54.430	35.084	39.981	39.365	265.8	23:33.428							
6	1:51.379	34.321	38.184	38.874	268.4	25:24.807							
7	2:02.811	37.905	43.636	41.270	190.7	27:27.618							
8	2:06.670 B	34.436	38.415	53.819	277.3	29:34.288							
							212 John BOYD USA						
							Ferrari of Denver 488 Challenge						
1	2:38.802	1:06.816	49.004	42.982	119.7	2:38.802							
2	1:56.583	37.445	39.457	39.681	214.0	4:35.385							
3	1:52.696	34.704	38.861	39.131	278.1	6:28.081							
4	1:54.932	34.309	39.839	40.784	282.4	8:23.013							
5	1:52.561	34.588	38.925	39.048	277.3	10:15.574							
6	2:05.291 B	34.300	39.497	51.494	283.9	12:20.865							
7	7:11.257	5:52.254	39.913	39.090	182.4	19:32.122							
8	1:51.910	34.213	38.915	38.782	286.1	21:24.032							
9	1:53.532	34.781	39.363	39.388	270.4	23:17.564							
10	1:54.879	34.636	40.339	39.904	286.1	25:12.443							
11	2:17.191 B	41.791	41.942	53.458	161.3	27:29.634							
							213 Marc MUZZO CAN						
							Ferrari of Ontario 488 Challenge						
1	15:34.116	...	45.790	43.680	176.2	15:34.116							
2	1:59.797	36.829	40.804	42.164	244.9	17:33.913							
3	1:53.258	34.936	38.767	39.555	258.9	19:27.171							
4	1:52.767	34.460	38.771	39.536	266.5	21:19.938							
5	1:52.649	34.527	38.800	39.322	270.4	23:12.587							
6	2:11.929 B	38.777	43.817	49.335	254.0	25:24.516							
7	3:53.432	2:34.322	39.251	39.859	215.3	29:17.948							
							216 Frank SELLDORF USA						
							Ferrari of Ft. Lauderdale 488 Challenge						
1	9:11.152	7:37.532	47.342	46.278	110.4	9:11.152							
2	1:57.173	36.093	40.526	40.554	272.5	11:08.325							
3	1:54.801	34.824	39.570	40.407	279.5	13:03.126							
4	1:54.751	34.834	39.570	40.347	277.3	14:57.877							
5	2:00.469	34.989	43.851	41.629	275.2	16:58.346							
6	2:04.140	40.805	41.307	42.028	175.6	19:02.486							



FERRARI CHALLENGE NORTH AMERICA

MONZA Qualifying 1

Analysis

■ Personal Best
 ■ Session Best
 B Crossing the finish line in pit lane

Lap	Time	Sector 1	Sector 2	Sector 3	T. Spd	Elapsed
5	2:11.036	41.425	44.723	44.888	286.1	18:47.666
6	2:04.032 B	34.794	39.696	49.542	278.1	20:51.698
7	3:07.504	1:45.122	42.185	40.197	164.2	23:59.202
8	1:56.722	36.599	40.698	39.425	286.1	25:55.924
9	1:54.471	34.420	40.467	39.584	275.2	27:50.395
10	1:51.788	34.386	38.697	38.705	269.8	29:42.183

261		Jean-Claude SAADA			USA	
		Boardwalk Ferrari			488 Challenge	
1	8:12.570	6:48.526	42.675	41.369	170.4	8:12.570
2	1:53.953	35.363	39.044	39.546	256.4	10:06.523
3	1:57.791	37.013	41.325	39.453	224.2	12:04.314
4	1:52.809	34.655	38.954	39.200	244.9	13:57.123
5	1:52.155	34.623	38.598	38.934	251.7	15:49.278
6	2:14.949 B	38.122	41.126	55.701	215.3	18:04.227
7	4:43.074	3:24.136	39.661	39.277	206.3	22:47.301
8	1:52.323	34.655	38.779	38.889	271.1	24:39.624
9	1:52.729	34.681	39.008	39.040	260.1	26:32.353
10	2:07.898 B	34.713	38.813	54.372	252.3	28:40.251

263		Cooper MACNEIL			USA	
		Scuderia Corsa - Ferrari of Beverly Hill:			488 Challenge	
1	15:28.458	...	42.994	43.401	164.7	15:28.458
2	2:02.487	37.151	40.296	45.040	229.4	17:30.945
3	1:51.492	34.648	38.078	38.766	274.5	19:22.437
4	2:00.328	39.796	41.637	38.895	227.9	21:22.765
5	1:50.548	34.046	37.985	38.517	280.2	23:13.313
6	1:56.124	36.135	40.617	39.372	216.1	25:09.437
7	1:50.434	34.192	37.956	38.286	279.5	26:59.871
8	2:17.210 B	39.642	42.092	55.476	213.6	29:17.081

277		"ANGIE"			PHL	
		Scuderia Corsa - Ferrari of Beverly Hill:			488 Challenge	
1	15:48.256	...	44.268	43.487	132.6	15:48.256
2	2:04.160	41.253	41.672	41.235	161.1	17:52.416
3	1:51.758	34.758	38.268	38.732	269.8	19:44.174
4	1:52.595	34.171	38.308	40.116	278.8	21:36.769
5	1:51.587	34.398	38.053	39.136	278.8	23:28.356
6	1:51.928	34.642	38.501	38.785	267.1	25:20.284
7	2:37.122 B	39.990	44.065	1:13.067	182.1	27:57.406

304		Theodore GIOVANIS			USA	
		Scuderia CAVA - Ferrari of Washington			488 Challenge	
1	2:39.099	1:05.897	48.453	44.749	112.3	2:39.099
2	2:06.537	38.766	44.539	43.232	211.1	4:45.636
3	2:00.609	35.976	42.126	42.507	254.6	6:46.245
4	1:59.862	36.506	41.234	42.122	226.5	8:46.107
5	1:59.749	35.936	41.301	42.512	248.2	10:45.856
6	1:57.949	35.685	40.845	41.419	249.4	12:43.805
7	1:59.796	38.050	40.716	41.030	236.9	14:43.601
8	1:56.424	35.745	40.110	40.569	252.8	16:40.025
9	1:56.017	35.387	40.273	40.357	263.2	18:36.042
10	1:55.906	35.001	40.527	40.378	275.9	20:31.948
11	1:56.110	35.640	40.023	40.447	258.9	22:28.058
12	1:55.129	35.238	39.554	40.337	259.5	24:23.187
13	1:55.610	35.441	39.980	40.189	265.2	26:18.797
14	2:11.250 B	35.199	40.384	55.667	273.2	28:30.047

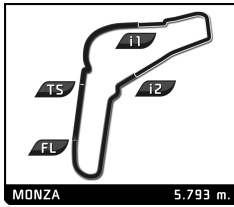
307		Chris CAREL			FRA	
		Scuderia Corsa - Ferrari of Beverly Hill			488 Challenge	
1	3:10.291	1:34.267	49.674	46.350	145.7	3:10.291
2	2:17.023	41.768	49.902	45.353	211.5	5:27.314
3	1:54.923	35.604	39.161	40.158	272.5	7:22.237
4	2:09.182	36.138	40.244	52.800	233.8	9:31.419
5	2:10.915	36.587	41.978	52.350	232.8	11:42.334
6	1:54.223	34.907	39.491	39.825	275.9	13:36.557
7	1:58.858	38.511	39.946	40.401	175.4	15:35.415
8	1:53.873	35.152	39.043	39.678	260.1	17:29.288
9	1:53.159	34.399	38.812	39.948	280.9	19:22.447
10	2:06.773 B	34.886	40.182	51.705	281.7	21:29.220
11	6:06.699	4:37.877	44.070	44.752	156.2	27:35.919
12	2:12.285 B	34.620	39.183	58.482	278.1	29:48.204

311		Bradley SMITH			USA	
		Scuderia Corsa - Ferrari South Bay			488 Challenge	
1	4:35.586	2:54.979	52.287	48.320	145.5	4:35.586
2	2:03.955	38.005	42.877	43.073	234.8	6:39.541
3	1:59.297	35.698	41.536	42.063	252.8	8:38.838
4	1:57.678	35.491	40.412	41.775	262.6	10:36.516
5	1:57.309	35.303	41.103	40.903	271.1	12:33.825
6	1:56.536	35.088	40.453	40.995	278.1	14:30.361
7	1:55.110	34.741	40.183	40.186	274.5	16:25.471
8	1:55.427	35.021	39.934	40.472	271.1	18:20.898
9	2:18.609 B	35.099	42.357	1:01.153	265.2	20:39.507

313		Geoff PALERMO			USA	
		Ferrari of San Francisco			488 Challenge	
1	2:47.506	1:13.094	48.471	45.941	123.7	2:47.506
2	2:06.962	36.999	43.202	46.761	257.6	4:54.468
3	1:59.506	36.934	41.073	41.499	252.8	6:53.974
4	1:56.914	36.219	40.147	40.548	230.8	8:50.888
5	2:14.380 B	34.836	43.528	56.016	280.2	11:05.268
6	4:56.032	3:33.961	40.711	41.360	190.7	16:01.300
7	1:55.404	35.445	39.575	40.384	238.4	17:56.704
8	1:54.418	34.984	39.211	40.223	263.2	19:51.122
9	1:54.397	34.821	39.557	40.019	269.8	21:45.519
10	1:54.695	34.775	39.751	40.169	261.3	23:40.214
11	2:04.488 B	35.068	39.921	49.499	265.2	25:44.702
12	3:25.153	2:03.700	40.699	40.754	214.0	29:09.855

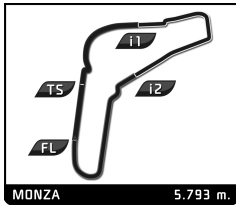
321		Thomas TIPPL			USA	
		Scuderia Corsa - Ferrari of Beverly Hill			488 Challenge	
1	15:45.164	...	44.014	43.732	121.3	15:45.164
2	1:57.246	36.667	40.290	40.289	238.4	17:42.410
3	1:51.097	34.228	38.432	38.437	280.9	19:33.507
4	1:50.960	33.927	38.290	38.743	278.1	21:24.467
5	2:16.744 B	38.542	41.775	56.427	202.5	23:41.211

322		Brian SIMON			USA	
		Cauley Ferrari of Detroit			488 Challenge	
1	8:37.166	7:02.101	48.897	46.168	114.3	8:37.166
2	2:03.367	39.156	42.437	41.774	228.4	10:40.533
3	1:56.010	35.798	39.789	40.423	239.5	12:36.543
4	1:54.193	34.541	39.495	40.157	284.6	14:30.736


FERRARI CHALLENGE NORTH AMERICA
MONZA
Qualifying 1
Analysis

■ Personal Best ■ Session Best B Crossing the finish line in pit lane

Lap	Time	Sector 1	Sector 2	Sector 3	T. Spd	Elapsed	Lap	Time	Sector 1	Sector 2	Sector 3	T. Spd	Elapsed
5	2:07.341	40.414	44.370	42.557	264.5	16:38.077							
6	1:54.715	35.116	39.677	39.922	281.7	18:32.792							
7	1:53.622	34.551	39.335	39.736	276.6	20:26.414							
8	1:59.768	34.918	43.322	41.528	285.4	22:26.182							
9	2:09.879B	34.619	39.901	55.359	277.3	24:36.061							
323 John MGRUE USA							342 Mark FULLER USA						
Ferrari of Long Island 488 Challenge							Scuderia Corsa - Ferrari Westlake 488 Challenge						
1	4:50.307	3:16.969	46.685	46.653	155.5	4:50.307	1	12:11.285	...	43.877	44.571	181.2	12:11.285
2	2:31.681	53.381	50.339	47.961	233.8	7:21.988	2	2:12.261	43.010	44.790	44.461	235.8	14:23.546
3	1:54.007	35.046	39.598	39.363	264.5	9:15.995	3	1:53.292	34.611	39.324	39.357	281.7	16:16.838
4	1:53.154	34.410	39.111	39.633	280.9	11:09.149	4	1:52.675	34.402	39.231	39.042	285.4	18:09.513
5	2:01.850	34.338	47.504	40.008	277.3	13:10.999	5	1:53.231	34.515	38.778	39.938	284.6	20:02.744
6	1:53.464	34.540	39.754	39.170	275.2	15:04.463	6	1:56.275	34.781	40.335	41.159	281.7	21:59.019
7	1:53.153	34.525	39.353	39.275	269.1	16:57.616	7	1:52.741	34.731	39.091	38.919	278.8	23:51.760
8	2:32.189B	41.820	47.322	1:03.047	172.8	19:29.805	8	1:53.352	34.994	38.884	39.474	265.8	25:45.112
							9	2:01.882	37.943	39.563	44.376	195.5	27:46.994
							10	1:53.235	34.565	39.305	39.365	278.1	29:40.229
329 James CAMP USA							355 Dale KATECHIS USA						
Scuderia Corsa - Ferrari South Bay 488 Challenge							Miller Motorcars 488 Challenge						
1	2:37.298	57.026	49.894	50.378	129.3	2:37.298	1	2:46.385B	59.620	48.522	58.243	114.4	2:46.385
2	2:07.231	40.088	43.474	43.669	237.4	4:44.529	2	6:54.385	5:31.884	41.375	41.126	162.3	9:40.770
3	2:01.427	36.090	42.414	42.923	271.8	6:45.956	3	1:55.630	36.106	39.504	40.020	251.1	11:36.400
4	1:59.509	36.307	41.157	42.045	269.1	8:45.465	4	1:55.985	35.224	40.771	39.990	223.7	13:32.385
5	1:59.773	35.643	41.808	42.322	267.1	10:45.238	5	1:55.422	35.058	39.906	40.458	223.2	15:27.807
6	1:59.318	35.691	40.980	42.647	271.8	12:44.556	6	1:53.673	34.841	39.276	39.556	261.3	17:21.480
7	2:00.282	37.970	40.810	41.502	251.1	14:44.838	7	1:53.122	34.636	38.986	39.500	270.4	19:14.602
8	1:58.416	36.194	40.875	41.347	264.5	16:43.254	8	1:52.604	34.836	38.532	39.236	262.0	21:07.206
9	1:57.713	35.319	41.130	41.264	268.4	18:40.967	9	2:09.522B	34.803	39.029	55.690	267.8	23:16.728
10	1:57.785	35.470	40.454	41.861	271.1	20:38.752							
11	1:57.142	35.359	40.652	41.131	267.1	22:35.894							
12	1:57.807	35.161	40.183	42.463	277.3	24:33.701							
330 Luis PERUSQUIA MEX							371 Brian KAMINESKEY USA						
Ferrari of Tampa Bay 488 Challenge							Ferrari of Long Island 488 Challenge						
1	2:47.892	1:12.402	48.381	47.109	124.7	2:47.892	1	4:14.978	2:37.178	49.003	48.797	131.0	4:14.978
2	2:08.670	40.032	43.439	45.199	217.0	4:56.562	2	2:01.475	37.502	41.881	42.092	255.8	6:16.453
3	2:29.341	47.939	50.638	50.764	215.3	7:25.903	3	1:57.009	35.306	40.077	41.626	274.5	8:13.462
4	2:03.548	38.074	41.810	43.664	228.4	9:29.451	4	1:55.454	35.074	39.998	40.382	274.5	10:08.916
5	2:03.949	37.981	41.515	44.453	218.8	11:33.400	5	2:04.297	35.149	47.269	41.879	281.7	12:13.213
6	2:02.785	37.678	42.121	42.986	219.6	13:36.185	6	1:55.092	35.207	39.399	40.486	264.5	14:08.305
7	2:11.615	43.045	44.171	44.399	209.1	15:47.800	7	2:09.513	41.978	44.986	42.549	265.2	16:17.818
8	2:08.812	40.878	43.779	44.155	207.1	17:56.612	8	2:02.345	40.123	41.428	40.794	215.3	18:20.163
9	4:08.508B	39.309	43.493	2:45.706	209.5	22:05.120	9	1:53.785	34.828	39.213	39.744	280.2	20:13.948
333 Kevan MILLSTEIN USA							378 Al HEGYI USA						
Scuderia CAVA - Ferrari of San Diego 488 Challenge							Scuderia CAVA - Ferrari of Newport Be 488 Challenge						
1	2:41.118	1:07.668	49.009	44.441	121.3	2:41.118	1	3:05.485	1:27.439	51.376	46.670	93.6	3:05.485
2	2:10.430	38.865	45.588	45.977	188.1	4:51.548	2	2:02.195	37.563	42.157	42.475	251.1	5:07.680
3	2:09.620	45.493	42.316	41.811	232.3	7:01.168	3	1:58.884	36.673	40.579	41.632	270.4	7:06.564
4	1:55.836	35.822	40.067	39.947	254.6	8:57.004	4	1:58.276	36.527	40.607	41.142	273.2	9:04.840
5	1:54.014	34.631	39.415	39.968	280.2	10:51.018	5	1:58.185	36.445	40.738	41.002	269.1	11:03.025
6	1:53.840	34.795	39.266	39.779	283.9	12:44.858	6	1:57.784	36.249	40.573	40.962	268.4	13:00.809
7	2:05.656B	36.262	41.199	48.195	261.3	14:50.514	7	1:56.902	35.882	40.104	40.916	265.8	14:57.711
8	6:58.976	5:38.166	40.905	39.905	116.4	21:49.490	8	2:22.269B	42.945	42.778	56.546	166.0	17:19.980
9	1:53.819	34.988	39.164	39.667	272.5	23:43.309							
10	1:54.681	35.417	39.692	39.572	255.8	25:37.990							
11	1:54.351	34.823	39.604	39.924	266.5	27:32.341							
383 Chas BRUCK USA							383 Chas BRUCK USA						
Ferrari of Tampa Bay 488 Challenge							Ferrari of Tampa Bay 488 Challenge						
1	2:44.945	1:08.536	50.074	46.335	113.2	2:44.945	1	2:44.945	1:08.536	50.074	46.335	113.2	2:44.945
2	2:05.726	37.864	43.420	44.442	233.3	4:50.671	2	2:05.726	37.864	43.420	44.442	233.3	4:50.671



FERRARI CHALLENGE NORTH AMERICA

MONZA

Qualifying 1

Analysis

MONZA 5.793 m.

■ Personal Best ■ Session Best B Crossing the finish line in pit lane

Lap	Time	Sector 1	Sector 2	Sector 3	T. Spd	Elapsed	Lap	Time	Sector 1	Sector 2	Sector 3	T. Spd	Elapsed
3	2:00.658	38.002	41.533	41.123	236.3	6:51.329							
4	1:55.352	35.087	40.115	40.150	273.2	8:46.681							
5	2:11.380 B	35.805	43.339	52.236	252.8	10:58.061							
6	5:07.992	3:43.883	41.269	42.840	195.2	16:06.053							
7	1:56.066	35.556	40.253	40.257	255.8	18:02.119							
8	2:00.721	34.607	43.039	43.075	263.2	20:02.840							
9	2:08.117 B	35.775	41.972	50.370	260.7	22:10.957							

388 **David VARWIG** USA
Continental AutoSports 488 Challenge

1	3:08.436	1:24.451	55.833	48.152	92.0	3:08.436
2	2:04.055	37.826	41.876	44.353	238.9	5:12.491
3	2:03.676	37.636	41.997	44.043	233.3	7:16.167
4	2:01.343	36.878	41.223	43.242	244.3	9:17.510
5	1:59.050	36.361	40.375	42.314	241.1	11:16.560
6	1:57.661	36.070	39.834	41.757	237.4	13:14.221
7	1:57.089	35.885	39.790	41.414	249.4	15:11.310
8	2:20.087 B	37.695	42.140	1:00.252	229.9	17:31.397

397 **Roberto CAVA** ITA
The Collection 488 Challenge

1	3:12.878	1:36.378	48.854	47.646	146.1	3:12.878
2	2:17.226	40.378	49.911	46.937	183.6	5:30.104
3	2:01.046	37.815	40.998	42.233	259.5	7:31.150
4	1:59.394	36.314	41.534	41.546	257.0	9:30.544
5	2:01.515	37.271	41.893	42.351	205.1	11:32.059
6	1:57.809	36.128	40.253	41.428	254.0	13:29.868
7	1:58.917	36.354	40.717	41.846	240.5	15:28.785
8	2:29.199 B	42.399	45.630	1:01.170	180.9	17:57.984
9	3:40.412	2:15.389	42.489	42.534	193.1	21:38.396
10	1:57.064	35.519	40.569	40.976	255.8	23:35.460
11	1:56.789	36.192	40.216	40.381	230.8	25:32.249
12	1:56.534	35.674	40.722	40.138	232.3	27:28.783
13	1:55.747	35.241	39.759	40.747	273.2	29:24.530