

FERRARI CHALLENGE EUROPE


MONZA

Qualifying 2

Analysis

■ Personal Best ■ Session Best **B** Crossing the finish line in pit lane

Lap	Time	Sector 1	Sector 2	Sector 3	T. Spd	Elapsed	Lap	Time	Sector 1	Sector 2	Sector 3	T. Spd	Elapsed
2 David FUMANELLI ITA							Rossocorsa 488 Challenge						
1	2:33.421	57.803	47.299	48.319	124.4	2:33.421	10	2:11.467	37.924	43.405	50.138	220.1	25:06.640
2	2:06.624	38.593	43.635	44.396	222.3	4:40.045	11	2:03.988	37.229	43.122	43.637	236.9	27:10.628
3	2:03.654	37.965	42.566	43.123	217.4	6:43.699	12	2:04.407	37.595	42.688	44.124	238.4	29:15.035
4	2:01.447	37.053	41.630	42.764	235.3	8:45.146							
5	2:12.099	B 37.299	41.836	52.964	220.5	10:57.245							
6	4:37.116	3:05.971	43.877	47.268	195.2	15:34.361							
7	2:14.646	B 37.185	42.586	54.875	235.3	17:49.007							
8	4:42.503	3:14.449	43.916	44.138	143.8	22:31.510							
9	2:05.792	37.338	43.227	45.227	240.0	24:37.302							
10	2:08.221	36.855	41.341	50.025	243.2	26:45.523							
11	2:00.901	36.745	41.739	42.417	237.9	28:46.424							
12	2:17.780	B 37.731	42.009	58.040	243.8	31:04.204							
9 Nicklas NIELSEN DNK							Formula Racing 488 Challenge						
1	3:34.080	2:03.391	45.440	45.249	122.3	3:34.080							
2	2:10.806	39.738	43.300	47.768	190.1	5:44.886							
3	2:03.787	38.540	42.157	43.090	225.6	7:48.673							
4	2:04.147	37.506	43.259	43.382	225.6	9:52.820							
5	2:05.096	38.350	42.750	43.996	207.9	11:57.916							
6	2:01.947	37.260	41.705	42.982	230.3	13:59.863							
7	2:12.079	B 38.229	42.687	51.163	198.4	16:11.942							
8	8:10.191	6:44.010	43.267	42.914	173.1	24:22.133							
9	2:01.346	36.959	41.970	42.417	241.6	26:23.479							
10	2:02.342	37.102	42.223	43.017	233.3	28:25.821							
11	2:01.571	36.925	41.833	42.813	234.3	30:27.392							
13 Martin NELSON SWE							Scuderia Autoropa 488 Challenge						
1	3:12.060	1:38.933	47.896	45.231	139.6	3:12.060							
2	2:09.556	40.986	43.626	44.944	177.6	5:21.616							
3	2:08.741	39.345	44.286	45.110	186.2	7:30.357							
4	2:07.429	38.553	44.656	44.220	206.7	9:37.786							
5	2:08.079	38.058	45.435	44.586	215.3	11:45.865							
6	2:16.282	B 38.048	43.855	54.379	224.6	14:02.147							
7	5:33.159	4:05.333	43.425	44.401	146.3	19:35.306							
8	2:04.890	37.940	42.833	44.117	211.9	21:40.196							
9	2:05.855	37.960	43.966	43.929	223.2	23:46.051							
10	2:04.696	37.753	42.943	44.000	215.7	25:50.747							
11	2:04.755	37.589	43.257	43.909	218.8	27:55.502							
12	2:04.480	37.551	43.038	43.891	220.1	29:59.982							
13	2:04.262	37.709	42.755	43.798	219.6	32:04.244							
16 Sean HUDSPETH SGP							Formula Racing 488 Challenge						
1	3:14.736	1:39.532	48.303	46.901	117.5	3:14.736							
2	2:12.570	39.551	43.949	49.070	195.5	5:27.306							
3	2:05.178	37.859	43.173	44.146	250.5	7:32.484							
4	2:08.105	37.966	44.707	45.432	223.7	9:40.589							
5	2:18.397	B 40.215	44.830	53.352	175.4	11:58.986							
6	4:42.844	3:16.883	42.653	43.308	181.2	16:41.830							
7	2:03.030	37.715	42.051	43.264	225.6	18:44.860							
8	2:06.947	38.307	42.436	46.204	192.1	20:51.807							
9	2:03.366	37.421	42.503	43.442	233.3	22:55.173							
27 Alessandro VEZZONI ITA							Rossocorsa - Pellin Racing 488 Challenge						
1	3:21.312	1:41.669	52.616	47.027	131.5	3:21.312							
2	2:09.290	38.695	43.314	47.281	229.9	5:30.602							
3	2:05.849	38.683	43.257	43.909	205.1	7:36.451							
4	2:07.112	39.874	42.722	44.516	188.7	9:43.563							
5	2:06.647	38.188	43.682	44.777	200.6	11:50.210							
6	2:03.531	37.745	42.469	43.317	220.1	13:53.741							
7	2:03.954	37.597	43.084	43.273	224.6	15:57.695							
8	2:03.304	37.312	42.689	43.303	239.5	18:00.999							
9	2:16.624	B 38.076	43.692	54.856	217.0	20:17.623							
10	4:13.836	2:36.564	51.600	45.672	118.0	24:31.459							
11	2:03.967	38.914	42.357	42.696	214.9	26:35.426							
12	2:02.290	37.431	41.913	42.946	235.3	28:37.716							
13	2:02.187	37.480	42.074	42.633	223.7	30:39.903							
44 Jens LIEBHAUSER DEU							Formula Racing 488 Challenge						
1	3:41.067	2:05.384	46.301	49.382	121.2	3:41.067							
2	2:07.316	39.469	44.063	43.784	221.0	5:48.383							
3	2:03.255	37.517	42.520	43.218	234.8	7:51.638							
4	2:20.059	40.969	45.678	53.412	236.3	10:11.697							
5	2:14.743	B 37.531	42.313	54.899	228.9	12:26.440							
6	4:45.685	3:10.998	45.130	49.557	156.0	17:12.125							
7	2:11.354	39.703	48.166	43.485	251.1	19:23.479							
8	2:02.368	37.338	42.537	42.493	231.8	21:25.847							
9	2:02.617	36.982	42.278	43.357	235.3	23:28.464							
10	2:02.729	37.267	42.094	43.368	222.8	25:31.193							
11	2:04.738	37.201	43.206	44.331	232.8	27:35.931							
12	2:09.992	37.731	47.857	44.404	237.4	29:45.923							
13	2:04.232	37.775	42.613	43.844	221.4	31:50.155							
45 Christian OVERGAARD DNK							Baron Motorsport 488 Challenge						
1	8:43.561	7:09.776	47.431	46.354	172.8	8:43.561							
2	2:09.011	40.157	44.052	44.802	204.0	10:52.572							
3	2:07.764	38.738	43.353	45.673	229.4	13:00.336							
4	2:05.565	38.691	42.810	44.064	216.1	15:05.901							
5	2:26.428	B 39.428	49.106	57.894	214.4	17:32.329							
6	6:51.380	5:24.232	43.436	43.712	169.9	24:23.709							
7	2:05.264	38.454	42.635	44.175	226.0	26:28.973							
8	2:04.885	37.928	42.875	44.082	230.3	28:33.858							
9	2:03.509	38.318	41.381	43.810	223.2	30:37.367							
47 Henry HASSID FRA							Charles Pozzi 488 Challenge						
1	4:38.418	3:01.037	49.893	47.488	116.0	4:38.418							
2	2:08.351	40.082	43.676	44.593	207.9	6:46.769							
3	2:05.865	38.788	43.096	43.981	208.7	8:52.634							
4	2:03.824	37.439	42.639	43.746	242.7	10:56.458							
5	2:02.528	36.652	42.881	42.995	262.0	12:58.986							
6	2:12.553	B 37.409	42.728	52.416	239.5	15:11.539							
7	4:33.852	2:59.177	49.377	45.298	169.6	19:45.391							




FERRARI CHALLENGE EUROPE

MONZA

Qualifying 2

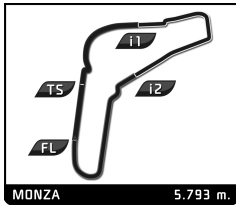
Analysis

■ Personal Best ■ Session Best ■ Crossing the finish line in pit lane													
Lap	Time	Sector 1	Sector 2	Sector 3	T. Spd	Elapsed	Lap	Time	Sector 1	Sector 2	Sector 3	T. Spd	Elapsed
51 Walter Ben DOERENBERG DEU													
Ferrari Eberlein 488 Challenge													
8	2:05.430	38.091	43.345	43.994	213.2	21:50.821	6	4:21.102	2:55.578	42.671	42.853	177.1	15:43.976
9	2:03.633	37.508	42.741	43.384	239.5	23:54.454	7	2:01.982	37.679	41.898	42.405	220.5	17:45.958
10	2:03.139	36.856	42.895	43.388	254.0	25:57.593	8	2:01.904	37.893	41.669	42.342	207.9	19:47.862
11	2:02.261	36.559	42.424	43.278	239.5	27:59.854	9	2:17.659	44.715	48.220	44.724	198.4	22:05.521
12	2:00.816	37.015	41.115	42.686	241.6	30:00.670	10	2:05.091	40.151	41.987	42.953	221.0	24:10.612
1	3:31.276	1:35.959	55.978	59.339	104.0	3:31.276	11	2:02.196	37.938	41.860	42.398	217.0	26:12.808
2	2:22.088	45.951	46.905	49.232	166.2	5:53.364	12	2:03.589	37.609	42.233	43.747	215.3	28:16.397
3	2:19.118	42.001	47.955	49.162	199.1	8:12.482	13	2:02.678	37.999	42.071	42.608	198.4	30:19.075
4	2:15.116	42.412	44.989	47.715	192.8	10:27.598							
5	2:12.626	41.322	44.712	46.592	190.7	12:40.224							
6	2:10.193	40.291	44.162	45.740	180.3	14:50.417							
7	2:22.086B	40.693	44.708	56.685	190.7	17:12.503							
8	4:24.715	2:45.425	51.023	48.267	156.4	21:37.218							
9	2:12.352	40.032	45.875	46.445	207.1	23:49.570							
10	2:12.855	40.428	44.124	48.303	191.4	26:02.425							
11	2:14.179	40.591	45.408	48.180	199.5	28:16.604							
61 John DHILLON GBR													
Formula Racing 488 Challenge													
1	3:18.368	1:39.930	48.952	49.486	121.1	3:18.368							
2	2:26.370	38.228	44.118	1:04.024	221.9	5:44.738							
3	2:10.965	40.148	45.289	45.528	231.3	7:55.703							
4	2:08.629	38.976	44.373	45.280	214.4	10:04.332							
5	2:24.027B	41.100	44.578	58.349	184.9	12:28.359							
6	7:00.958	5:13.120	51.031	56.807	99.4	19:29.317							
7	2:09.851	40.436	44.263	45.152	193.5	21:39.168							
8	2:06.319	38.528	43.920	43.871	208.7	23:45.487							
9	2:06.175	38.925	43.344	43.906	208.3	25:51.662							
10	2:04.704	37.895	43.093	43.716	211.5	27:56.366							
11	2:15.745	37.930	53.684	44.131	201.7	30:12.111							
80 Louis PRETTE ITA													
Formula Racing 488 Challenge													
1	2:41.530	1:06.221	45.782	49.527	91.2	2:41.530							
2	2:04.779	38.470	43.037	43.272	210.3	4:46.309							
3	2:06.701	38.836	44.515	43.350	204.4	6:53.010							
4	2:03.890	37.594	42.928	43.368	231.8	8:56.900							
5	2:02.984	37.376	42.300	43.308	217.0	10:59.884							
6	2:11.964B	37.522	42.581	51.861	222.8	13:11.848							
7	3:57.216	2:24.491	45.376	47.349	98.5	17:09.064							
8	2:00.774	37.117	41.585	42.072	236.9	19:09.838							
9	2:13.935	42.980	47.175	43.780	248.2	21:23.773							
10	2:01.223	37.007	41.634	42.582	249.9	23:24.996							
11	2:17.768B	39.281	45.760	52.727	190.1	25:42.764							
12	3:15.095	1:48.830	42.237	44.028	172.6	28:57.859							
13	2:01.213	36.615	42.305	42.293	236.3	30:59.072							
81 Fabienne WOHLWEND LIE													
Octane 126 488 Challenge													
1	2:51.707	1:18.466	46.213	47.028	111.4	2:51.707							
2	2:05.907	39.525	42.487	43.895	205.1	4:57.614							
3	2:02.273	37.912	41.985	42.376	214.0	6:59.887							
4	2:06.235	37.593	44.250	44.392	205.1	9:06.122							
5	2:16.752B	38.579	44.092	54.081	196.2	11:22.874							
84 Bjorn GROSSMANN DEU													
Octane 126 488 Challenge													
1	2:50.562	1:16.813	47.040	46.709	118.7	2:50.562							
2	2:04.568	38.304	42.388	43.876	212.3	4:55.130							
3	2:01.796	37.281	41.700	42.815	214.9	6:56.926							
4	2:17.667B	37.986	48.719	50.962	211.1	9:14.593							
5	3:56.949	2:28.366	44.530	44.053	183.3	13:11.542							
6	2:01.491	37.047	41.709	42.735	237.4	15:13.033							
7	2:15.398	44.469	43.557	47.372	217.0	17:28.431							
8	2:14.582B	37.099	43.301	54.182	221.4	19:43.013							
9	2:36.297	1:02.793	44.802	48.702	130.5	22:19.310							
10	2:22.040B	37.873	52.068	52.099	230.3	24:41.350							
11	3:03.039	1:24.661	52.081	46.297	175.9	27:44.389							
12	2:01.657	36.948	42.192	42.517	254.6	29:46.046							
13	2:01.425	36.968	41.907	42.550	234.8	31:47.471							
85 Vicente POTOLICCHIO VEN													
Rossocorsa 488 Challenge													
1	2:34.882	59.478	47.640	47.764	136.9	2:34.882							
2	2:07.299	38.769	43.314	45.216	191.4	4:42.181							
3	2:05.814	38.721	43.129	43.964	197.0	6:47.995							
4	2:05.584	38.098	43.122	44.364	211.5	8:53.579							
5	2:15.653	40.664	49.389	45.600	218.3	11:09.232							
6	2:04.421	37.725	43.119	43.577	221.4	13:13.653							
7	2:14.909B	38.452	43.005	53.452	208.3	15:28.562							
8	4:52.823	3:22.154	45.619	45.050	194.8	20:21.385							
9	2:04.738	38.184	42.649	43.905	227.4	22:26.123							
10	2:12.323	41.668	45.099	45.556	172.6	24:38.446							
11	2:05.868	37.783	42.771	45.314	218.3	26:44.314							
12	2:17.052	41.267	48.218	47.567	255.8	29:01.366							
13	2:04.470	38.316	42.716	43.438	220.1	31:05.836							
90 Jack BROWN GBR													
Ferrari GB 488 Challenge													
1	3:57.320	2:25.051	46.544	45.725	95.5	3:57.320							
2	2:11.091	39.922	44.587	46.582	180.3	6:08.411							
3	2:09.008	39.800	43.885	45.323	177.6	8:17.419							
4	2:09.809	41.350	43.553	44.906	194.5	10:27.228							
5	2:15.596B	38.157	43.257	54.182	214.0	12:42.824							
6	4:38.275	3:07.420	45.363	45.492	112.7	17:21.099							
7	2:04.387	38.213	42.751	43.423	220.5	19:25.486							
8	2:03.840	37.538	42.808	43.494	224.2	21:29.326							
9	2:08.547	38.080	44.618	45.849	197.7	23:37.873							
10	2:03.556	37.506	42.752	43.298	230.3	25:41.429							
11	2:07.805	37.529	47.093	43.183	221.9	27:49.234							
12	2:04.475	37.792	42.933	43.750	222.8	29:53.709							
13	2:04.275	37.588	43.053	43.634	234.3	31:57.984							


FERRARI CHALLENGE EUROPE
MONZA
Qualifying 2
Analysis

■ Personal Best ■ Session Best B Crossing the finish line in pit lane

Lap	Time	Sector 1	Sector 2	Sector 3	T. Spd	Elapsed	Lap	Time	Sector 1	Sector 2	Sector 3	T. Spd	Elapsed
92	Sam SMEETH GBR Baron Motorsport 488 Challenge						10	2:09.427	39.084	44.879	45.464	205.5	26:55.126
	1	8:41.109	7:07.813	47.722	45.574	181.8	11	2:13.325	43.710	44.318	45.297	187.1	29:08.451
	2	2:06.397	38.563	43.759	44.075	212.3	12	2:06.721	39.394	43.130	44.197	214.4	31:15.172
	3	2:05.752	37.897	43.847	44.008	218.8							
	4	2:19.163	42.226	52.874	44.063	208.7							
	5	2:03.173	37.481	42.480	43.212	234.8							
	6	2:24.191 B	40.323	50.748	53.120	234.3							
	7	3:47.781	2:22.162	42.094	43.525	169.1							
	8	2:02.705	37.325	42.351	43.029	226.0							
	9	2:07.424	36.961	46.139	44.324	248.8							
	10	2:01.783	36.915	41.991	42.877	242.1							
	11	2:03.125	37.398	42.102	43.625	258.9							
109	Ernst KIRCHMAYR AUT Baron Motorsport 488 Challenge						1	2:49.580	1:05.212	52.142	52.226	109.8	2:49.580
	2	2:08.602	39.980	43.667	44.955	211.9	2	2:08.602	39.980	43.667	44.955	211.9	4:58.182
	3	2:07.525	39.859	43.472	44.194	195.9	3	2:07.525	39.859	43.472	44.194	195.9	7:05.707
	4	2:04.332	37.564	42.734	44.034	257.0	4	2:04.332	37.564	42.734	44.034	257.0	9:10.039
	5	2:10.782	38.696	47.767	44.319	257.0	5	2:10.782	38.696	47.767	44.319	257.0	11:20.821
	6	2:13.296 B	37.945	42.535	52.816	243.8	6	2:13.296 B	37.945	42.535	52.816	243.8	13:34.117
	7	8:59.787	7:29.634	44.721	45.432	165.7	7	8:59.787	7:29.634	44.721	45.432	165.7	22:33.904
	8	2:08.483	37.780	43.013	47.690	256.4	8	2:08.483	37.780	43.013	47.690	256.4	24:42.387
	9	2:03.917	37.945	42.438	43.534	231.8	9	2:03.917	37.945	42.438	43.534	231.8	26:46.304
	10	2:04.489	37.780	42.867	43.842	229.9	10	2:04.489	37.780	42.867	43.842	229.9	28:50.793
	11	2:04.260	37.937	42.565	43.758	247.7	11	2:04.260	37.937	42.565	43.758	247.7	30:55.053
112	Rick LOVAT CAN Octane 126 488 Challenge						1	3:01.587	1:22.940	48.626	50.021	106.8	3:01.587
	2	2:19.027	44.939	46.714	47.374	175.6	2	2:19.027	44.939	46.714	47.374	175.6	5:20.614
	3	2:14.759	41.549	46.755	46.455	180.9	3	2:14.759	41.549	46.755	46.455	180.9	7:35.373
	4	2:15.114	41.902	46.975	46.237	202.5	4	2:15.114	41.902	46.975	46.237	202.5	9:50.487
	5	2:11.366	39.604	44.904	46.858	207.5	5	2:11.366	39.604	44.904	46.858	207.5	12:01.853
	6	2:18.181 B	40.544	43.651	53.986	182.4	6	2:18.181 B	40.544	43.651	53.986	182.4	14:20.034
	7	3:32.257	2:03.977	43.445	44.835	130.4	7	3:32.257	2:03.977	43.445	44.835	130.4	17:52.291
	8	2:11.013	41.120	45.244	44.649	205.9	8	2:11.013	41.120	45.244	44.649	205.9	20:03.304
	9	2:07.065	38.293	44.035	44.737	211.1	9	2:07.065	38.293	44.035	44.737	211.1	22:10.369
	10	2:23.853 B	39.826	50.986	53.041	190.1	10	2:23.853 B	39.826	50.986	53.041	190.1	24:34.222
	11	3:10.944	1:32.403	52.492	46.049	192.4	11	3:10.944	1:32.403	52.492	46.049	192.4	27:45.166
	12	2:05.922	37.905	44.063	43.954	230.3	12	2:05.922	37.905	44.063	43.954	230.3	29:51.088
	13	2:04.442	37.672	43.013	43.757	226.5	13	2:04.442	37.672	43.013	43.757	226.5	31:55.530
117	Dusan PALCR CZE Scuderia Praha 488 Challenge						1	4:08.774	2:31.934	48.842	47.998	95.8	4:08.774
	2	2:11.320	40.983	44.881	45.456	213.2	2	2:11.320	40.983	44.881	45.456	213.2	6:20.094
	3	2:09.537	39.456	44.595	45.486	215.3	3	2:09.537	39.456	44.595	45.486	215.3	8:29.631
	4	2:08.562	39.107	44.422	45.033	225.6	4	2:08.562	39.107	44.422	45.033	225.6	10:38.193
	5	2:12.601	39.421	46.073	47.107	203.6	5	2:12.601	39.421	46.073	47.107	203.6	12:50.794
	6	2:07.728	39.122	43.990	44.616	213.2	6	2:07.728	39.122	43.990	44.616	213.2	14:58.522
	7	2:25.687 B	41.087	45.116	59.484	178.2	7	2:25.687 B	41.087	45.116	59.484	178.2	17:24.209
	8	4:15.534	2:33.166	50.551	51.817	128.5	8	4:15.534	2:33.166	50.551	51.817	128.5	21:39.743
	9	2:20.606	44.796	47.824	47.986	164.2	9	2:20.606	44.796	47.824	47.986	164.2	24:00.349
	10	2:09.115	39.882	44.563	44.670	214.0	10	2:09.115	39.882	44.563	44.670	214.0	26:09.464
	11	2:06.975	38.812	43.341	44.822	217.0	11	2:06.975	38.812	43.341	44.822	217.0	28:16.439
120	Guy FAWE BEL Scuderia FMA 488 Challenge						1	3:24.996	1:38.237	56.524	50.235	108.3	3:24.996
	2	2:11.817	40.151	44.446	47.220	222.3	2	2:11.817	40.151	44.446	47.220	222.3	5:36.813
	3	2:09.338	39.595	44.582	45.161	221.4	3	2:09.338	39.595	44.582	45.161	221.4	7:46.151
	4	2:09.945	39.278	44.908	45.759	218.8	4	2:09.945	39.278	44.908	45.759	218.8	9:56.096
	5	2:18.654 B	40.639	44.538	53.477	178.8	5	2:18.654 B	40.639	44.538	53.477	178.8	12:14.750
	6	5:25.045	3:55.365	44.730	44.950	170.4	6	5:25.045	3:55.365	44.730	44.950	170.4	17:39.795
	7	2:06.432	38.973	43.104	44.355	227.4	7	2:06.432	38.973	43.104	44.355	227.4	19:46.227




FERRARI CHALLENGE EUROPE

MONZA

Qualifying 2

Analysis

							■ Personal Best ■ Session Best ■ Crossing the finish line in pit lane						
Lap	Time	Sector 1	Sector 2	Sector 3	T. Spd	Elapsed	Lap	Time	Sector 1	Sector 2	Sector 3	T. Spd	Elapsed
8	2:06.218	39.045	42.967	44.206	213.6	21:52.445	8	2:12.965	39.311	43.899	49.755	241.1	22:13.024
9	2:05.419	37.728	43.418	44.273	233.3	23:57.864	9	2:07.502	38.870	43.816	44.816	216.1	24:20.526
10	2:05.608	38.334	43.212	44.062	218.3	26:03.472	10	2:07.221	38.015	44.048	45.158	247.7	26:27.747
11	2:06.156	39.544	43.083	43.529	193.1	28:09.628	11	2:06.173	38.181	43.053	44.939	236.9	28:33.920
12	2:04.522	38.125	42.968	43.429	226.0	30:14.150							
127 Tommy LINDROTH SWE							144 Vladimir HLADIK CZE						
Baron Motorsport 488 Challenge							Baron Motorsport 488 Challenge						
1	12:21.297	...	53.411	53.816	90.9	12:21.297	1	3:31.417	1:34.296	56.359	1:00.762	116.2	3:31.417
2	2:14.012	41.110	47.039	45.863	202.8	14:35.309	2	2:39.586	51.412	53.264	54.910	187.4	6:11.003
3	2:08.800	39.207	44.297	45.296	212.8	16:44.109	3	2:13.046	41.935	45.069	46.042	168.3	8:24.049
4	2:07.899	39.150	43.947	44.802	226.0	18:52.008	4	2:09.199	39.135	44.482	45.582	227.0	10:33.248
5	2:08.057	38.840	44.077	45.140	230.3	21:00.065	5	2:08.725	38.812	44.141	45.772	227.0	12:41.973
6	2:13.189	39.008	44.082	50.099	202.5	23:13.254	6	2:23.724 B	39.897	44.080	59.747	184.0	15:05.697
7	2:05.611	38.477	43.070	44.064	229.4	25:18.865	7	4:30.369	2:59.560	44.923	45.886	194.1	19:36.066
8	2:06.300	38.080	43.290	44.930	227.9	27:25.165	8	2:06.563	38.863	43.158	44.542	209.9	21:42.629
9	2:07.177	38.656	43.344	45.177	211.5	29:32.342	9	2:07.060	38.405	43.557	45.098	242.1	23:49.689
10	2:05.507	38.232	43.021	44.254	227.0	31:37.849	10	2:05.462	38.090	43.525	43.847	249.4	25:55.151
							11	2:06.197	37.896	43.447	44.854	244.9	28:01.348
							12	2:05.256	37.908	43.431	43.917	241.1	30:06.604
128 Christian KINCH SWE							145 Laurent DE MEEUS BEL						
Gohm Motorsport BB 488 Challenge							Ferrari GB 488 Challenge						
1	4:04.451	2:28.501	48.421	47.529	105.7	4:04.451	1	2:57.921	1:12.346	52.501	53.074	110.7	2:57.921
2	2:09.604	40.045	44.386	45.173	206.3	6:14.055	2	2:16.898	44.737	45.216	46.945	148.7	5:14.819
3	2:10.424	40.458	44.430	45.536	178.5	8:24.479	3	2:12.633	41.570	44.430	46.633	188.1	7:27.452
4	2:09.750	40.123	44.309	45.318	187.1	10:34.229	4	2:12.894	41.008	46.159	45.727	189.7	9:40.346
5	2:32.603 B	42.346	50.575	59.682	181.2	13:06.832	5	2:09.627	40.229	44.521	44.877	198.8	11:49.973
6	4:28.664	3:00.346	43.629	44.689	184.9	17:35.496	6	2:08.592	39.631	43.962	44.999	209.1	13:58.565
7	2:05.652	38.105	43.234	44.313	223.2	19:41.148	7	2:19.625 B	39.987	44.458	55.180	208.7	16:18.190
8	2:04.854	37.927	42.954	43.973	220.5	21:46.002	8	4:28.170	2:53.207	48.207	46.756	81.7	20:46.360
9	2:10.345	38.762	44.460	47.123	209.5	23:56.347	9	2:07.536	39.001	43.843	44.692	225.6	22:53.896
10	2:04.696	37.785	43.111	43.800	227.0	26:01.043	10	2:06.535	38.712	43.526	44.297	218.8	25:00.431
11	2:04.582	37.987	42.838	43.757	222.3	28:05.625	11	2:06.793	38.953	43.705	44.135	211.5	27:07.224
							12	2:07.237	38.783	43.384	45.070	210.7	29:14.461
							13	2:04.601	38.155	43.473	42.973	238.9	31:19.062
133 Murat CUHADAROLU TUR							161 Thomas GOSTNER ITA						
Kessel Racing 488 Challenge							Ineco - MP Racing 488 Challenge						
1	2:58.458	1:16.600	49.719	52.139	115.7	2:58.458	1	3:52.892	2:15.302	49.535	48.055	126.9	3:52.892
2	2:18.960	47.123	45.440	46.397	154.7	5:17.418	2	2:09.259	38.900	44.388	45.971	243.2	6:02.151
3	2:15.217	42.698	46.666	45.853	179.1	7:32.635	3	2:08.454	38.548	43.903	46.003	240.0	8:10.605
4	2:12.766	41.859	44.369	46.538	207.1	9:45.401	4	2:08.827	39.421	43.551	45.855	239.5	10:19.432
5	2:08.589	39.673	44.020	44.896	203.6	11:53.990	5	2:05.788	38.349	43.238	44.201	226.0	12:25.220
6	2:19.960 B	41.219	44.820	53.921	218.8	14:13.950	6	2:17.986	41.996	51.126	44.864	204.0	14:43.206
7	6:16.873	4:34.528	49.968	52.377	105.7	20:30.823	7	2:08.716	41.019	43.729	43.968	258.2	16:51.922
8	2:12.812	43.096	44.237	45.479	229.9	22:43.635	8	2:25.726 B	43.839	44.874	57.013	143.2	19:17.648
9	2:07.525	40.196	43.471	43.858	268.4	24:51.160	9	3:22.533	1:46.704	50.255	45.574	154.4	22:40.181
10	2:05.143	38.430	42.811	43.902	218.8	26:56.303	10	2:09.106	40.507	44.584	44.015	219.2	24:49.287
11	2:05.709	38.697	42.737	44.275	194.5	29:02.012	11	2:04.855	38.185	43.176	43.494	207.9	26:54.142
12	2:05.357	39.089	42.553	43.715	229.4	31:07.369	12	2:09.853	38.937	46.550	44.366	194.5	29:03.995
							13	2:04.042	37.768	42.727	43.547	239.5	31:08.037
136 Alexander NUSSBAUMER AUT							162 Christophe HURNI CHE						
Formula Racing 488 Challenge							Team Zenith Sion - Lausanne 488 Challenge						
1	3:44.664	2:09.011	47.146	48.507	115.9	3:44.664	1	4:41.228	3:01.626	50.437	49.165	133.9	4:41.228
2	2:12.500	40.001	45.585	46.914	214.0	5:57.164	2	2:15.076	42.850	46.592	45.634	166.5	6:56.304
3	2:11.010	39.238	45.866	45.906	211.9	8:08.174	3	2:07.950	39.486	43.768	44.696	221.9	9:04.254
4	2:09.311	38.963	44.275	46.073	245.4	10:17.485							
5	2:06.967	38.549	43.588	44.830	234.8	12:24.452							
6	2:24.983 B	38.676	45.016	1:01.291	232.8	14:49.435							
7	5:10.624	3:38.320	46.180	46.124	166.5	20:00.059							



FERRARI CHALLENGE EUROPE

MONZA

Qualifying 2

Analysis

■ Personal Best
 ■ Session Best
 ■ Crossing the finish line in pit lane

Lap	Time	Sector 1	Sector 2	Sector 3	T. Spd	Elapsed	Lap	Time	Sector 1	Sector 2	Sector 3	T. Spd	Elapsed
4	2:06.591	38.493	43.676	44.422	222.3	11:10.845	4	2:09.128	39.352	44.186	45.590	202.8	9:30.891
5	2:05.003	38.206	43.091	43.706	217.4	13:15.848	5	2:25.083 B	40.777	45.581	58.725	199.1	11:55.974
6	2:04.871	37.881	42.936	44.054	218.8	15:20.719	6	8:17.539	6:36.597	52.455	48.487	158.9	20:13.513
7	2:23.542 B	39.060	44.545	59.937	211.1	17:44.261	7	2:09.841	39.887	44.735	45.219	206.7	22:23.354
8	4:37.101	3:03.207	47.650	46.244	124.4	22:21.362	8	2:09.273	39.291	44.295	45.687	193.8	24:32.627
9	2:07.366	38.365	43.506	45.495	203.6	24:28.728	9	2:06.616	38.895	43.469	44.252	203.2	26:39.243
10	2:04.088	38.089	42.635	43.364	217.4	26:32.816	10	2:05.829	38.917	42.639	44.273	230.8	28:45.072
11	2:03.498	37.403	42.630	43.465	234.3	28:36.314	11	2:07.940	38.981	43.712	45.247	204.4	30:53.012

171 Per FALHOLT DNK
 Formula Racing 488 Challenge

1	3:32.053	1:40.221	55.498	56.334	109.0	3:32.053
2	2:33.675	46.343	49.593	57.739	170.9	6:05.728
3	2:12.376	40.562	44.926	46.888	192.1	8:18.104
4	2:13.234	42.518	44.633	46.083	188.1	10:31.338
5	2:09.784	39.066	44.417	46.301	222.3	12:41.122
6	2:32.987 B	44.320	46.734	1:01.933	190.1	15:14.109
7	7:11.451	5:41.031	45.004	45.416	156.2	22:25.560
8	2:21.665	45.435	47.844	48.386	232.3	24:47.225
9	2:08.592	38.917	44.848	44.827	205.9	26:55.817

172 Giuseppe RAMELLI ITA
 Rossocorsa - Pellin Racing 488 Challenge

1	3:10.429	1:30.058	49.812	50.559	109.3	3:10.429
2	2:22.584	45.380	46.754	50.450	156.4	5:33.013
3	2:08.183	39.398	43.814	44.971	217.9	7:41.196
4	2:10.743	39.909	45.374	45.460	193.1	9:51.939
5	2:09.613	39.236	44.380	45.997	208.3	12:01.552
6	2:11.000	42.732	43.121	45.147	242.1	14:12.552
7	2:06.659	38.709	43.228	44.722	213.2	16:19.211
8	2:06.459	38.709	43.319	44.431	227.4	18:25.670
9	2:23.306 B	42.586	43.919	56.801	192.4	20:48.976
10	4:03.317	2:20.431	48.242	54.644	131.8	24:52.293
11	2:05.804	38.464	43.117	44.223	211.1	26:58.097
12	2:06.728	39.044	42.945	44.739	199.1	29:04.825
13	2:05.022	37.679	43.202	44.141	223.2	31:09.847

173 Corinna GOSTNER ITA
 Ineco - MP Racing 488 Challenge

1	5:16.931	3:31.524	53.937	51.470	100.4	5:16.931
2	2:12.593	41.814	45.207	45.572	196.6	7:29.524
3	2:15.411	40.348	45.037	50.026	209.9	9:44.935
4	2:07.363	38.850	43.748	44.765	211.1	11:52.298
5	2:06.503	37.879	44.132	44.492	241.6	13:58.801
6	2:17.201 B	37.893	45.611	53.697	220.5	16:16.002
7	4:41.769	3:10.094	47.322	44.353	97.1	20:57.771
8	2:05.255	38.269	43.233	43.753	247.1	23:03.026
9	2:13.770	38.853	47.026	47.891	204.4	25:16.796
10	2:05.400	37.933	43.337	44.130	233.8	27:22.196
11	2:08.034	38.810	44.297	44.927	216.1	29:30.230
12	2:06.137	38.311	43.627	44.199	211.1	31:36.367

177 Fons SCHELTEMA NLD
 Kessel Racing 488 Challenge

1	2:54.537	1:13.244	49.750	51.543	97.2	2:54.537
2	2:16.946	44.230	45.648	47.068	167.5	5:11.483
3	2:10.280	39.691	44.753	45.836	209.5	7:21.763

181 Erich PRINOTH ITA
 Ineco - MP Racing 488 Challenge

1	4:43.325	3:09.526	46.753	47.046	139.2	4:43.325
2	2:14.796	41.543	46.522	46.731	171.5	6:58.121
3	2:07.532	38.558	43.867	45.107	209.9	9:05.653
4	2:06.926	38.497	43.526	44.903	205.5	11:12.579
5	2:05.261	37.870	42.976	44.415	226.0	13:17.840
6	2:05.660	38.114	43.004	44.542	201.0	15:23.500
7	2:23.210 B	39.663	43.880	59.667	199.1	17:46.710
8	4:21.455	2:43.104	51.570	46.781	84.7	22:08.165
9	2:36.282	41.506	58.481	56.295	228.9	24:44.447
10	2:05.579	38.344	42.571	44.664	210.3	26:50.026
11	2:04.480	37.942	42.529	44.009	211.5	28:54.506
12	2:03.894	37.281	42.308	44.305	223.2	30:58.400

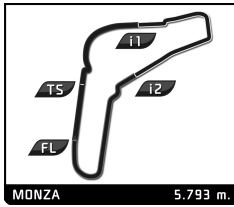
183 Manuela GOSTNER ITA
 Ineco - MP Racing 488 Challenge

1	3:16.845 B	1:27.156	49.287	1:00.402	104.7	3:16.845
2	4:10.105	2:15.473	59.104	55.528	85.6	7:26.950
3	2:33.986	49.849	55.885	48.252	219.2	10:00.936
4	2:10.151	39.145	45.056	45.950	206.7	12:11.087
5	2:07.621	38.844	43.756	45.021	209.1	14:18.708
6	2:06.448	37.983	43.399	45.066	225.6	16:25.156
7	2:04.532	37.893	42.678	43.961	221.9	18:29.688
8	2:10.037	40.229	44.569	45.239	218.8	20:39.725
9	2:04.060	37.949	42.700	43.411	222.8	22:43.785
10	2:11.868	41.973	45.844	44.051	202.5	24:55.653
11	2:03.923	37.698	42.592	43.633	224.6	26:59.576
12	2:20.571	40.372	53.225	46.974	215.7	29:20.147
13	2:03.465	37.429	42.683	43.353	230.3	31:23.612

186 Agata SMOLKA POL
 Rossocorsa 488 Challenge

1	2:43.774	1:03.160	49.232	51.382	113.4	2:43.774
2	2:13.939	40.997	45.558	47.384	177.1	4:57.713
3	2:13.119	40.636	45.630	46.853	199.1	7:10.832
4	2:08.567	39.266	44.173	45.128	211.1	9:19.399
5	2:07.577	38.471	44.310	44.796	229.4	11:26.976
6	2:06.970	38.372	43.710	44.888	226.5	13:33.946
7	2:16.595 B	38.320	43.595	54.680	216.1	15:50.541
8	6:16.742	4:42.412	47.076	47.254	93.4	22:07.283
9	2:07.547	38.713	43.874	44.960	219.6	24:14.830
10	2:06.711	38.396	43.528	44.787	220.1	26:21.541
11	2:06.092	37.526	43.527	45.039	235.3	28:27.633
12	2:04.677	37.634	42.962	44.081	226.5	30:32.310

198 Eric CHEUNG CAN
 Formula Racing 488 Challenge



FERRARI CHALLENGE EUROPE

MONZA

Qualifying 2

Analysis

Lap	Time	Sector 1	Sector 2	Sector 3	T. Spd	Elapsed	Lap	Time	Sector 1	Sector 2	Sector 3	T. Spd	Elapsed
1	2:53.206	1:09.089	53.340	50.777	102.5	2:53.206							
2	2:09.036	39.484	44.716	44.836	205.1	5:02.242							
3	2:07.869	38.618	43.695	45.556	223.7	7:10.111							
4	2:06.251	38.467	43.094	44.690	228.4	9:16.362							
5	2:06.632	38.927	43.103	44.602	217.0	11:22.994							
6	2:07.060	38.749	44.079	44.232	223.2	13:30.054							
7	2:22.962 B	40.498	46.545	55.919	200.2	15:53.016							
8	6:06.198	4:33.032	47.259	45.907	145.3	21:59.214							
9	2:17.039	41.350	45.091	50.598	253.4	24:16.253							
10	2:06.451	39.679	43.129	43.643	239.5	26:22.704							
11	2:08.835	37.574	47.022	44.239	241.1	28:31.539							
12	2:03.834	37.313	42.195	44.326	244.3	30:35.373							

199 Ingvar MATTSSON		SWE				
Scuderia Autoropa		488 Challenge				
1	2:59.402	1:17.873	49.966	51.563	101.2	2:59.402
2	2:15.605	43.665	45.803	46.137	142.9	5:15.007
3	2:08.415	39.302	43.455	45.658	197.3	7:23.422
4	2:07.651	39.104	43.340	45.207	201.0	9:31.073
5	2:04.809	38.116	42.518	44.175	199.9	11:35.882
6	2:07.083	38.707	44.367	44.009	230.8	13:42.965
7	2:06.016	38.629	43.236	44.151	187.4	15:48.981
8	2:08.479	38.601	45.219	44.659	200.2	17:57.460
9	2:18.464 B	38.164	44.897	55.403	219.6	20:15.924
10	4:30.359	3:01.139	43.131	46.089	188.1	24:46.283
11	2:06.523	38.615	43.181	44.727	199.9	26:52.806
12	2:06.307	37.993	43.517	44.797	204.4	28:59.113