

FERRARI CHALLENGE EUROPE
MONZA
Race 1
Analysis
■ Personal Best ■ Session Best ■ Crossing the finish line in pit lane

Lap	Time	Sector 1	Sector 2	Sector 3	T. Spd	Elapsed	Lap	Time	Sector 1	Sector 2	Sector 3	T. Spd	Elapsed	
2	David FUMANELLI							ITA						
Rossocorsa							488 Challenge							
1	2:18.934	42.470	48.469	47.995		2:18.934	1	2:12.016	43.406	44.966	43.644		2:12.016	
2	2:15.799	42.962	45.914	46.923	179.4	4:34.733	2	2:04.748	38.369	42.831	43.548	222.3	4:16.764	
3	2:10.158	40.411	44.243	45.504	197.3	6:44.891	3	2:03.791	38.134	42.495	43.162	208.7	6:20.555	
4	2:08.888	40.090	43.907	44.891	205.1	8:53.779	4	2:02.862	37.587	42.497	42.778	227.9	8:23.417	
5	2:07.320	38.358	43.783	45.179	217.0	11:01.099	5	2:03.106	37.655	42.094	43.357	244.3	10:26.523	
6	2:07.636	39.701	43.462	44.473	201.7	13:08.735	6	2:03.181	37.758	42.137	43.286	228.9	12:29.704	
7	2:05.984	39.528	42.605	43.851	198.0	15:14.719	7	2:03.094	37.858	42.156	43.080	221.9	14:32.798	
8	2:06.204	39.292	42.675	44.237	199.1	17:20.923	8	2:04.109	37.759	41.995	44.355	223.2	16:36.907	
9	2:04.529	38.896	42.071	43.562	215.7	19:25.452	9	2:04.955	37.808	42.598	44.549	226.5	18:41.862	
10	2:03.465	38.310	41.674	43.481	216.1	21:28.917	10	2:04.471	38.165	43.030	43.276	222.3	20:46.333	
11	2:02.846	37.906	41.876	43.064	214.0	23:31.763	11	2:05.036	37.966	42.528	44.542	221.4	22:51.369	
12	2:01.355	38.287	40.592	42.476	219.6	25:33.118	12	2:03.353	37.968	42.468	42.917	224.2	24:54.722	
13	2:04.323	38.868	43.195	42.260	211.9	27:37.441	13	2:03.130	38.055	42.143	42.932	232.3	26:57.852	
14	2:04.280	39.175	41.696	43.409	196.6	29:41.721	14	2:02.784	37.881	41.985	42.918	218.8	29:00.636	
15	2:01.448	38.130	39.879	43.439	216.1	31:43.169	15	2:02.790	37.484	42.021	43.285	232.3	31:03.426	
9	Nicklas NIELSEN							DNK						
Formula Racing							488 Challenge							
1	2:04.290	39.577	42.102	42.611		2:04.290	1	2:27.424	50.271	48.783	48.370		2:27.424	
2	2:01.387	37.383	41.764	42.240	220.1	4:05.677	2	2:14.886	41.270	46.457	47.159	195.2	4:42.310	
3	2:01.327	37.287	41.577	42.463	240.5	6:07.004	3	2:14.442	42.114	45.571	46.757	192.4	6:56.752	
4	2:01.872	37.134	41.763	42.975	230.3	8:08.876								
5	2:02.523	38.184	41.955	42.384	243.2	10:11.399								
6	2:02.231	37.989	41.713	42.529	229.4	12:13.630								
7	2:01.570	37.102	41.760	42.708	240.5	14:15.200								
8	2:02.885	37.879	42.490	42.516	234.8	16:18.085								
9	2:01.462	37.273	41.607	42.582	232.3	18:19.547								
10	2:02.203	37.970	41.822	42.411	225.6	20:21.750								
11	2:01.428	36.885	41.947	42.596	237.4	22:23.178								
12	2:00.235	36.712	41.394	42.129	241.6	24:23.413								
13	2:01.519	37.418	41.989	42.112	236.3	26:24.932								
14	2:00.722	37.161	41.349	42.212	250.5	28:25.654								
15	2:01.135	37.104	41.452	42.579	228.9	30:26.789								
13	Martin NELSON							SWE						
Scuderia Autoropa							488 Challenge							
1	2:15.749	44.305	45.572	45.872		2:15.749								
2	2:05.112	37.639	43.046	44.427	227.9	4:20.861								
3	2:04.271	37.633	42.870	43.768	212.3	6:25.132								
4	2:04.558	37.788	42.898	43.872	214.4	8:29.690								
5	2:04.910	38.224	42.968	43.718	208.7	10:34.600								
6	2:04.711	38.221	43.054	43.436	217.0	12:39.311								
7	2:04.531	37.914	42.888	43.729	223.2	14:43.842								
8	2:04.090	37.911	42.320	43.859	221.4	16:47.932								
9	2:04.614	37.952	42.559	44.103	206.7	18:52.546								
10	2:08.210	37.922	44.063	46.225	227.0	21:00.756								
11	2:05.318	38.896	42.303	44.119	228.9	23:06.074								
12	2:04.012	37.588	42.472	43.952	226.0	25:10.086								
13	2:06.786	38.926	43.733	44.127	210.3	27:16.872								
14	2:05.406	38.132	42.976	44.298	232.8	29:22.278								
15	2:05.557	38.554	42.549	44.454	229.9	31:27.835								
44	Jens LIEBHAUSER							DEU						
Formula Racing							488 Challenge							
1	2:06.698	40.903	42.142	43.653		2:06.698								
2	2:03.029	37.583	42.320	43.126	227.4	4:09.727								
3	2:03.049	37.638	42.011	43.400	234.3	6:12.776								
4	2:01.773	36.934	41.678	43.161	239.5	8:14.549								
5	2:01.924	36.762	42.326	42.836	258.9	10:16.473								
6	2:01.492	36.862	41.671	42.959	262.0	12:17.965								
7	2:02.905	37.440	41.872	43.593	229.4	14:20.870								
8	2:03.755	38.290	41.673	43.792	227.9	16:24.625								
9	2:03.580	38.147	42.096	43.337	197.7	18:28.205								
10	2:02.948	37.911	41.818	43.219	221.0	20:31.153								
11	2:01.941	37.300	41.786	42.855	237.4	22:33.094								
12	2:01.766	37.376	41.889	42.501	231.8	24:34.860								
13	2:01.823	37.592	41.510	42.721	219.2	26:36.683								
14	2:01.213	37.437	41.482	42.294	219.2	28:37.896								
15	2:01.539	37.315	41.940	42.284	230.8	30:39.435								
45	Christian OVERGAARD							DNK						
Baron Motorsport							488 Challenge							
1	2:42.365	59.127	51.424	51.814		2:42.365								
2	2:20.279	43.957	47.384	48.938	177.9	5:02.644								
3	2:17.750	42.957	46.603	48.190	178.5	7:20.394								
4	2:16.230	42.344	47.148	46.738	187.1	9:36.624								
5	2:13.789	41.747	45.394	46.648	197.0	11:50.413								
6	2:14.053	41.657	45.275	47.121	189.4	14:04.466								
7	2:23.091	51.094	44.870	47.127	209.9	16:27.557								
8	2:13.744	41.795	45.582	46.367	192.8	18:41.301								
9	2:09.830	41.448	43.419	44.963	214.4	20:51.131								
10	2:09.272	39.930	43.328	46.014	216.6	23:00.403								
11	2:08.098	40.537	42.896	44.665	212.8	25:08.501								
12	2:10.018	40.397	44.878	44.743	201.0	27:18.519								
13	2:07.570	40.713	42.586	44.271	207.1	29:26.089								
14	2:06.135	40.079	42.198	43.858	217.9	31:32.224								
16	Sean HUDSPETH							SGP						
Formula Racing							488 Challenge							



FERRARI CHALLENGE EUROPE


MONZA

Race 1

Analysis

■ Personal Best ■ Session Best ■ Crossing the finish line in pit lane

Lap	Time	Sector 1	Sector 2	Sector 3	T. Spd	Elapsed	Lap	Time	Sector 1	Sector 2	Sector 3	T. Spd	Elapsed
47 Henry HASSID FRA													
Charles Pozzi 488 Challenge													
1	2:20.383	43.986	47.703	48.694		2:20.383	2	2:03.456	38.000	42.495	42.961	209.9	4:10.486
2	2:15.230	41.724	46.034	47.472	181.5	4:35.613	3	2:02.367	37.480	42.156	42.731	220.1	6:12.853
3	2:11.752	40.649	44.955	46.148	199.1	6:47.365	4	2:01.896	37.622	41.792	42.482	221.0	8:14.749
4	2:08.291	38.230	44.399	45.662	215.7	8:55.656	5	2:02.608	36.908	42.839	42.861	233.8	10:17.357
5	2:10.541	39.240	45.205	46.096	200.6	11:06.197	6	2:02.192	37.582	41.997	42.613	227.4	12:19.549
6	2:08.638	39.158	44.494	44.986	216.1	13:14.835	7	2:02.643	37.488	41.872	43.283	208.7	14:22.192
7	2:07.666	38.257	44.268	45.141	226.5	15:22.501	8	2:04.994	38.694	43.180	43.120	197.0	16:27.186
8	2:07.524	39.218	43.768	44.538	214.4	17:30.025	9	2:03.767	38.351	42.699	42.717	200.2	18:30.953
9	2:05.514	38.412	42.719	44.383	208.7	19:35.539	10	2:02.036	37.524	41.837	42.675	220.1	20:32.989
10	2:06.403	39.277	43.338	43.788	208.7	21:41.942	11	2:03.125	38.868	41.808	42.449	202.8	22:36.114
11	2:04.246	38.468	42.212	43.566	216.6	23:46.188	12	2:01.532	37.406	41.766	42.360	215.3	24:37.646
12	2:01.560	37.874	40.441	43.245	221.9	25:47.748	13	2:00.042	36.225	41.425	42.392	220.5	26:37.688
13	2:01.369	37.075	40.888	43.406	234.8	27:49.117	14	2:00.984	37.198	41.285	42.501	219.6	28:38.672
14	2:01.775	36.237	42.365	43.173	232.3	29:50.892	15	2:01.732	37.273	42.127	42.332	222.3	30:40.404
15	2:01.096	37.264	41.139	42.693	222.8	31:51.988							
51 Walter Ben DOERENBERG DEU													
Ferrari Eberlein 488 Challenge													
1	2:46.036	1:01.151	53.021	51.864		2:46.036							
2	2:19.201	44.522	46.156	48.523	172.0	5:05.237							
3	2:18.220	42.363	46.845	49.012	167.8	7:23.457							
4	2:16.068	41.830	45.747	48.491	179.1	9:39.525							
5	2:16.329	41.966	45.990	48.373	184.0	11:55.854							
6	2:16.137	42.211	45.606	48.320	179.4	14:11.991							
7	2:18.372	42.180	47.510	48.682	195.5	16:30.363							
8	2:15.148	41.008	46.358	47.782	178.5	18:45.511							
9	2:18.393	42.424	48.001	47.968	181.2	21:03.904							
10	2:10.595	39.959	44.369	46.267	198.4	23:14.499							
11	2:12.473	39.909	45.437	47.127	182.1	25:26.972							
12	2:09.396	39.575	44.190	45.631	203.2	27:36.368							
13	2:11.774	39.899	44.790	47.085	202.1	29:48.142							
14	2:10.360	39.806	44.200	46.354	189.4	31:58.502							
61 John DHILLON GBR													
Formula Racing 488 Challenge													
1	2:28.696	53.600	48.443	46.653		2:28.696							
2	2:11.266	40.201	45.225	45.840	188.4	4:39.962							
3	2:08.124	39.229	44.287	44.608	199.5	6:48.086							
4	2:07.249	38.848	43.724	44.677	202.8	8:55.335							
5	2:07.096	39.271	43.273	44.552	217.9	11:02.431							
6	2:07.634	38.899	43.923	44.812	204.0	13:10.065							
7	2:06.432	38.867	43.168	44.397	189.7	15:16.497							
8	2:05.669	38.339	43.155	44.175	201.7	17:22.166							
9	2:06.249	39.446	42.873	43.930	192.4	19:28.415							
10	2:05.059	38.487	42.897	43.675	205.5	21:33.474							
11	2:04.944	37.807	42.903	44.234	213.6	23:38.418							
12	2:05.228	37.858	42.858	44.512	232.3	25:43.646							
13	2:05.693	38.324	42.696	44.673	197.3	27:49.339							
14	2:06.186	38.739	43.288	44.159	205.5	29:55.525							
15	2:05.291	38.120	42.674	44.497	221.0	32:00.816							
80 Louis PRETTE ITA													
Formula Racing 488 Challenge													
1	2:07.030	41.423	42.494	43.113		2:07.030							
81 Fabienne WOHLWEND LIE													
Octane 126 488 Challenge													
1	2:43.161	1:01.877	49.952	51.332		2:43.161							
2	2:17.394	43.128	45.778	48.488	173.4	5:00.555							
3	2:12.511	41.651	44.996	45.864	181.2	7:13.066							
4	2:11.603	42.209	44.630	44.764	180.3	9:24.669							
5	2:11.562	40.792	44.307	46.463	191.7	11:36.231							
6	2:09.610	40.144	44.149	45.317	193.8	13:45.841							
7	2:06.158	39.607	43.073	43.478	210.7	15:51.999							
8	2:06.741	39.265	42.978	44.498	200.2	17:58.740							
9	2:07.274	39.976	43.160	44.138	203.2	20:06.014							
10	2:06.876	39.640	42.355	44.881	205.1	22:12.890							
11	2:08.436	41.731	42.463	44.242	198.8	24:21.326							
12	2:07.116	39.083	43.605	44.428	208.3	26:28.442							
13	2:04.356	39.181	42.447	42.728	193.1	28:32.798							
14	2:02.410	37.925	41.536	42.949	216.1	30:35.208							
84 Bjorn GROSSMANN DEU													
Octane 126 488 Challenge													
1	2:41.012	1:01.642	48.608	50.762		2:41.012							
2	2:13.132	42.020	45.201	45.911	169.3	4:54.144							
3	2:09.894	39.877	43.230	46.787	199.5	7:04.038							
4	2:10.045	40.417	44.680	44.948	219.2	9:14.083							
5	2:04.786	38.217	42.843	43.726	204.0	11:18.869							
6	2:05.077	38.563	42.273	44.241	221.4	13:23.946							
7	2:03.266	38.532	42.015	42.719	228.4	15:27.212							
8	2:04.632	38.495	42.494	43.643	204.7	17:31.844							
9	2:05.551	39.533	42.424	43.594	196.2	19:37.395							
10	2:02.707	38.252	42.046	42.409	206.3	21:40.102							
11	2:00.497	37.710	40.468	42.319	226.0	23:40.599							
12	2:02.211	37.986	40.922	43.303	219.2	25:42.810							
13	2:01.856	37.580	40.893	43.383	221.0	27:44.666							
14	1:59.880	36.851	39.839	43.190	229.9	29:44.546							
15	1:58.530	37.023	39.300	42.207	224.6	31:43.076							
85 Vicente POTOLICCHIO VEN													
Rossocorsa 488 Challenge													
1	2:23.965	47.664	48.630	47.671		2:23.965							
2	2:13.838	41.837	46.035	45.966	182.1	4:37.803							
3	2:12.495	40.211	45.718	46.566	196.2	6:50.298							
4	2:09.525	40.442	43.525	45.558	194.8	8:59.823							
5	2:10.987	39.721	45.318	45.948	221.4	11:10.810							



FERRARI CHALLENGE EUROPE

MONZA

Race 1

Analysis

■ Personal Best
 ■ Session Best
 ■ Crossing the finish line in pit lane

Lap	Time	Sector 1	Sector 2	Sector 3	T. Spd	Elapsed	Lap	Time	Sector 1	Sector 2	Sector 3	T. Spd	Elapsed
6	2:07.510	38.790	43.798	44.922	217.0	13:18.320	9	2:03.046	37.893	42.111	43.042	199.5	18:35.901
7	2:06.877	38.674	43.442	44.761	208.3	15:25.197	10	2:02.676	38.062	41.974	42.640	230.8	20:38.577
8	2:08.750	39.936	44.208	44.606	197.0	17:33.947	11	2:04.522	38.856	41.864	43.802	240.5	22:43.099
9	2:07.106	39.472	43.703	43.931	219.2	19:41.053	12	2:02.557	38.927	41.411	42.219	193.8	24:45.656
10	2:07.578	39.654	43.171	44.753	215.3	21:48.631	13	2:03.493	37.353	41.980	44.160	224.6	26:49.149
11	2:06.772	40.383	42.593	43.796	205.9	23:55.403	14	2:01.810	37.897	41.442	42.471	198.8	28:50.959
12	2:04.656	38.906	41.834	43.916	209.9	26:00.059	15	2:01.565	37.434	41.640	42.491	214.0	30:52.524
13	2:04.463	39.214	41.524	43.725	218.8	28:04.522							
14	2:01.778	37.328	40.779	43.671	231.8	30:06.300							
15	2:05.003	40.581	41.845	42.577	212.3	32:11.303							

90 Jack BROWN		GBR				
Ferrari GB		488 Challenge				
1	2:12.795	43.845	45.335	43.615	2:12.795	
2	2:06.843	39.664	43.419	43.760	227.4	4:19.638
3	2:04.141	37.814	42.913	43.414	211.1	6:23.779
4	2:04.065	37.990	42.676	43.399	199.5	8:27.844
5	2:03.526	37.546	42.736	43.244	217.9	10:31.370
6	2:05.197	39.252	42.489	43.456	208.3	12:36.567
7	2:03.833	37.664	42.692	43.477	216.6	14:40.400
8	2:04.060	37.800	42.654	43.606	216.1	16:44.460
9	2:05.175	38.047	43.592	43.536	213.2	18:49.635
10	2:06.112	38.673	43.508	43.931	217.9	20:55.747
11	2:04.715	37.830	42.183	44.702	223.7	23:00.462
12	2:04.635	38.537	42.387	43.711	212.8	25:05.097
13	2:04.726	38.647	42.452	43.627	200.6	27:09.823
14	2:04.221	38.347	42.308	43.566	211.5	29:14.044
15	2:05.669	39.063	42.712	43.894	210.7	31:19.713

92 Sam SMEETH		GBR				
Baron Motorsport		488 Challenge				
1	2:16.643	42.857	46.994	46.792	2:16.643	
2	2:12.324	39.930	46.596	45.798	199.9	4:28.967
3	2:09.777	40.010	44.189	45.578	197.0	6:38.744
4	2:09.819	40.028	44.377	45.414	217.4	8:48.563
5	2:10.573	40.357	44.412	45.804	224.2	10:59.136
6	2:07.931	39.783	43.466	44.682	192.1	13:07.067
7	2:07.364	38.898	43.396	45.070	208.3	15:14.431
8	2:07.013	39.047	42.867	45.099	211.1	17:21.444
9	2:05.571	39.355	42.670	43.546	199.9	19:27.015
10	2:03.322	38.411	41.933	42.978	209.5	21:30.337
11	2:04.096	38.976	41.693	43.427	205.5	23:34.433
12	2:04.448	38.726	42.658	43.064	210.7	25:38.881
13	2:02.960	38.462	41.830	42.668	209.1	27:41.841
14	2:03.855	38.660	40.658	44.537	204.4	29:45.696
15	2:01.934	38.572	41.424	41.938	212.3	31:47.630


93 Chris FROGGATT		GBR				
Ferrari GB		488 Challenge				
1	2:09.031	42.324	42.748	43.959	2:09.031	
2	2:04.324	38.118	42.719	43.487	218.3	4:13.355
3	2:03.861	38.233	42.268	43.360	202.5	6:17.216
4	2:03.008	37.629	42.368	43.011	232.8	8:20.224
5	2:04.128	37.884	42.480	43.764	215.3	10:24.352
6	2:03.251	38.038	42.286	42.927	204.4	12:27.603
7	2:02.376	37.487	42.084	42.805	234.3	14:29.979
8	2:02.876	37.346	42.232	43.298	224.2	16:32.855

97 Tommaso ROCCA		ITA					
Rossocorsa		488 Challenge					
1	3:02.837	1:11.982	55.836	55.019	3:02.837		
2	2:33.808	49.067	51.970	52.771	162.5	5:36.645	
3	2:25.231	45.461	50.073	49.697	163.2	8:01.876	
4	2:24.771	44.538	49.728	50.505	182.7	10:26.647	
5	2:20.670	44.692	47.213	48.765	176.2	12:47.317	
6	2:41.928	B	44.591	49.094	1:08.243	184.0	15:29.245


102 Claudio SCHIAVONI		ITA				
Kessel Racing		488 Challenge				
1	2:39.086	57.443	49.616	52.027	2:39.086	
2	2:14.896	42.388	44.843	47.665	168.8	4:53.982
3	2:12.628	41.832	45.219	45.577	180.3	7:06.610
4	2:16.338	42.122	46.807	47.409	174.2	9:22.948
5	2:10.776	40.080	44.928	45.768	204.0	11:33.724
6	2:08.149	39.985	43.181	44.983	215.3	13:41.873
7	2:07.112	38.728	43.578	44.806	222.8	15:48.985
8	2:07.322	39.244	43.260	44.818	230.8	17:56.307
9	2:08.535	40.389	43.654	44.492	242.7	20:04.842
10	2:07.166	38.724	43.586	44.856	227.9	22:12.008
11	2:08.812	40.941	43.196	44.675	227.4	24:20.820
12	2:07.159	38.791	44.081	44.287	223.7	26:27.979
13	2:08.136	39.250	43.444	45.442	209.9	28:36.115
14	2:07.268	38.653	44.309	44.306	225.6	30:43.383

109 Ernst KIRCHMAYR		AUT				
Baron Motorsport		488 Challenge				
1	2:35.076	55.681	48.687	50.708	2:35.076	
2	2:17.665	41.729	47.202	48.734	174.8	4:52.741
3	2:15.497	42.106	45.653	47.738	175.4	7:08.238
4	2:16.848	41.547	46.153	49.148	180.0	9:25.086
5	2:12.177	41.028	44.576	46.573	181.8	11:37.263
6	2:10.360	40.388	43.842	46.130	183.3	13:47.623
7	2:09.299	39.978	44.231	45.090	194.8	15:56.922
8	2:10.181	39.842	44.369	45.970	201.3	18:07.103
9	2:09.668	40.117	44.050	45.501	212.3	20:16.771
10	2:07.755	37.338	44.471	45.946	260.7	22:24.526
11	2:07.367	38.577	43.706	45.084	227.9	24:31.893
12	2:19.340	48.604	44.051	46.685	189.7	26:51.233
13	2:05.376	38.732	42.312	44.332	220.1	28:56.609
14	2:05.126	38.465	42.940	43.721	221.9	31:01.735

112 Rick LOVAT		CAN				
Octane 126		488 Challenge				
1	2:48.084	1:05.768	50.811	51.505	2:48.084	
2	2:26.739	46.500	50.447	49.792	180.6	5:14.823
3	2:22.894	45.573	48.492	48.829	175.6	7:37.717
4	2:21.393	44.319	47.307	49.767	182.1	9:59.110


FERRARI CHALLENGE EUROPE
MONZA
Race 1
Analysis

Lap	Time	Sector 1	Sector 2	Sector 3	T. Spd	Elapsed	Lap	Time	Sector 1	Sector 2	Sector 3	T. Spd	Elapsed
5	2:30.261 B	44.605	46.911	58.745	170.9	12:29.371	1	2:19.228	45.943	46.315	46.970		2:19.228
117	Dusan PALCR					CZE	2	2:10.474	39.467	44.984	46.023	204.7	4:29.702
	Scuderia Praha					488 Challenge	3	2:09.957	40.882	43.730	45.345	194.5	6:39.659
1	2:37.844	56.973	48.296	52.575		2:37.844	4	2:09.293	40.114	43.760	45.419	204.0	8:48.952
2	2:14.923	40.997	46.306	47.620	198.8	4:52.767	5	2:06.512	38.924	43.175	44.413	208.3	10:55.464
3	2:10.189	39.847	44.639	45.703	194.5	7:02.956	6	2:06.682	38.896	43.622	44.164	218.3	13:02.146
4	2:10.560	41.425	43.843	45.292	215.3	9:13.516	7	2:05.930	38.496	43.264	44.170	221.0	15:08.076
5	2:07.454	38.332	43.558	45.564	229.9	11:20.970	8	2:06.102	38.445	43.251	44.406	227.4	17:14.178
6	2:06.054	38.364	42.776	44.914	214.9	13:27.024	9	2:06.632	38.462	43.566	44.604	231.8	19:20.810
7	2:06.042	38.038	43.079	44.925	230.8	15:33.066	10	2:06.182	38.241	43.408	44.533	230.8	21:26.992
8	2:04.917	38.030	43.250	43.637	221.0	17:37.983	11	2:06.654	38.448	43.470	44.736	225.6	23:33.646
9	2:07.922	38.289	45.811	43.822	228.4	19:45.905	12	2:07.008	38.937	43.524	44.547	230.8	25:40.654
10	2:06.642	39.543	43.076	44.023	234.8	21:52.547	13	2:06.201	38.263	44.042	43.896	221.4	27:46.855
11	2:04.958	38.242	42.993	43.723	218.3	23:57.505	14	2:06.946	38.806	43.235	44.905	226.0	29:53.801
12	2:05.543	38.321	43.162	44.060	222.3	26:03.048	15	2:05.811	38.217	42.986	44.608	230.8	31:59.612
13	2:06.793	39.048	43.177	44.568	225.6	28:09.841	133	Murat CUHADARGLU					TUR
14	2:05.848	38.216	43.406	44.226	221.0	30:15.689		Kessel Racing					488 Challenge
15	2:06.214	38.161	43.548	44.505	228.9	32:21.903	1	2:21.689	49.769	46.223	45.697		2:21.689
120	Guy FAWE					BEL	2	2:13.771	41.497	45.489	46.785	190.1	4:35.460
	Scuderia FMA					488 Challenge	3	2:12.714	41.469	44.676	46.569	193.5	6:48.174
1	2:32.878	53.725	49.764	49.389		2:32.878	4	2:09.285	40.752	44.202	44.331	196.2	8:57.459
2	2:11.455	41.493	44.677	45.285	180.3	4:44.333	5	2:10.171	41.084	44.028	45.059	219.6	11:07.630
3	2:12.680	40.823	45.410	46.447	189.7	6:57.013	6	2:08.467	39.694	44.282	44.491	234.8	13:16.097
4	2:10.424	42.162	43.336	44.926	205.1	9:07.437	7	2:06.853	38.564	43.832	44.457	241.1	15:22.950
5	2:09.147	40.134	43.675	45.338	209.1	11:16.584	8	2:07.821	39.785	43.558	44.478	211.1	17:30.771
6	2:07.091	39.229	43.567	44.295	224.6	13:23.675	9	2:06.809	39.245	43.007	44.557	232.3	19:37.580
7	2:08.102	39.888	43.633	44.581	201.0	15:31.777	10	2:08.540	41.211	42.800	44.529	203.6	21:46.120
8	2:04.182	38.489	42.331	43.362	225.1	17:35.959	11	2:06.630	38.280	43.829	44.521	228.4	23:52.750
9	2:05.864	38.672	43.312	43.880	217.9	19:41.823	12	2:05.495	38.903	42.764	43.828	232.3	25:58.245
10	2:07.057	39.802	43.035	44.220	193.8	21:48.880	13	2:06.072	38.448	43.151	44.473	231.8	28:04.317
11	2:04.745	39.366	42.091	43.288	203.2	23:53.625	14	2:05.084	38.789	42.664	43.631	233.3	30:09.401
12	2:04.646	38.249	42.970	43.427	227.4	25:58.271	15	2:05.744	38.504	43.038	44.202	226.0	32:15.145
13	2:07.060	41.004	42.930	43.126	244.3	28:05.331	136	Alexander NUSSBAUMER					AUT
14	2:04.556	38.638	42.587	43.331	212.8	30:09.887		Formula Racing					488 Challenge
15	2:04.273	39.181	42.247	42.845	215.3	32:14.160	1	2:30.493	54.708	48.386	47.399		2:30.493
127	Tommy LINDROTH					SWE	2	2:12.908	41.402	44.925	46.581	184.6	4:43.401
	Baron Motorsport					488 Challenge	3	2:12.703	40.220	45.986	46.497	203.2	6:56.104
1	2:45.477	1:00.804	52.673	52.000		2:45.477	4	2:38.823 B	48.851	49.880	1:00.092	235.3	9:34.927
2	2:27.469	47.853	49.488	50.128	164.7	5:12.946	144	Vladimir HLADIK					CZE
3	2:21.547	44.869	47.324	49.354	171.8	7:34.493		Baron Motorsport					488 Challenge
4	2:16.759	42.511	46.328	47.920	201.3	9:51.252	1	2:29.920	50.551	50.062	49.307		2:29.920
5	2:15.330	42.198	45.831	47.301	202.1	12:06.582	2	2:18.606	43.040	47.564	48.002	180.6	4:48.526
6	2:14.685	41.925	45.866	46.894	211.1	14:21.267	3	2:16.809	42.085	46.138	48.586	199.9	7:05.335
7	2:17.855	42.279	47.941	47.635	195.2	16:39.122	4	2:17.294	42.618	46.858	47.818	174.8	9:22.629
8	2:15.374	41.288	46.113	47.973	205.5	18:54.496	5	2:15.309	41.402	45.590	48.317	215.7	11:37.938
9	2:12.346	41.061	44.895	46.390	207.1	21:06.842	6	2:13.461	41.651	45.286	46.524	181.8	13:51.399
10	2:12.970	40.990	44.640	47.340	207.1	23:19.812	7	2:12.664	40.295	45.202	47.167	206.3	16:04.063
11	2:10.942	41.719	44.197	45.026	198.8	25:30.754	8	2:12.873	41.074	45.256	46.543	220.5	18:16.936
12	2:10.560	40.894	43.679	45.987	201.0	27:41.314	9	2:13.697	41.247	44.988	47.462	194.8	20:30.633
13	2:16.475	42.597	44.772	49.106	203.6	29:57.789	10	2:13.535	41.097	44.968	47.470	201.3	22:44.168
14	2:12.136	41.579	44.666	45.891	210.3	32:09.925	11	2:10.599	40.888	44.217	45.494	191.4	24:54.767
128	Christian KINCH					SWE	12	2:07.806	39.267	43.246	45.293	234.3	27:02.573
	Gohm Motorsport BB					488 Challenge	13	2:10.124	40.582	43.724	45.818	210.7	29:12.697
							14	2:09.997	40.761	44.132	45.104	197.3	31:22.694



FERRARI CHALLENGE EUROPE


MONZA

Race 1

Analysis

■ Personal Best
 ■ Session Best
 ■ Crossing the finish line in pit lane

Lap	Time	Sector 1	Sector 2	Sector 3	T. Spd	Elapsed	Lap	Time	Sector 1	Sector 2	Sector 3	T. Spd	Elapsed	
145	Laurent DE MEEUS						BEL	2	2:21.320	43.824	47.683	49.813	185.5	5:08.797
	Ferrari GB						488 Challenge	3	2:16.864	42.292	46.491	48.081	194.8	7:25.661
	1	2:29.325	53.322	48.428	47.575	2:29.325	4	2:14.292	40.927	46.121	47.244	200.6	9:39.953	
	2	2:12.552	40.516	46.155	45.881	175.4	5	2:16.094	42.627	45.928	47.539	160.1	11:56.047	
	3	2:08.797	40.704	43.442	44.651	193.8	6	2:13.983	40.466	45.138	48.379	210.3	14:10.030	
	4	2:09.725	41.082	43.529	45.114	171.2	7	2:14.287	41.224	46.112	46.951	200.6	16:24.317	
	5	2:09.588	40.488	44.518	44.582	199.1	8	2:13.893	41.564	45.590	46.739	196.2	18:38.210	
	6	2:06.703	38.746	43.465	44.492	231.3	9	2:11.819	41.135	45.091	45.593	213.2	20:50.029	
	7	2:06.687	39.108	43.249	44.330	208.3	10	2:10.724	39.725	44.171	46.828	236.9	23:00.753	
	8	2:07.691	40.093	43.363	44.235	197.7	11	2:09.252	41.062	43.427	44.763	188.4	25:10.005	
	9	2:06.873	39.398	42.900	44.575	209.5	12	2:10.164	41.489	43.780	44.895	181.8	27:20.169	
	10	2:04.927	39.118	42.690	43.119	231.3	13	2:07.240	39.749	43.002	44.489	225.1	29:27.409	
	11	2:06.361	39.294	43.499	43.568	201.7	14	2:06.082	39.817	42.048	44.217	221.0	31:33.491	
	12	2:05.003	39.091	42.549	43.363	190.4								
	13	2:06.014	39.017	42.787	44.210	219.2								
	14	2:06.635	39.560	42.391	44.684	207.5								
	15	2:06.219	39.994	42.942	43.283	203.6								
173	Corinna GOSTNER						ITA	1	2:44.426	57.545	52.321	54.560		2:44.426
	Ineco - MP Racing						488 Challenge	2	2:24.378	45.728	48.592	50.058	174.8	5:08.804
	1	2:44.426	57.545	52.321	54.560	2:44.426	3	2:19.678	43.660	47.070	48.948	202.8	7:28.482	
	2	2:24.378	45.728	48.592	50.058	174.8	4	2:18.499	42.540	48.089	47.870	211.9	9:46.981	
	3	2:19.678	43.660	47.070	48.948	202.8	5	2:16.347	43.700	45.548	47.099	225.1	12:03.328	
	4	2:18.499	42.540	48.089	47.870	211.9	6	2:14.521	41.595	45.260	47.666	220.1	14:17.849	
	5	2:16.347	43.700	45.548	47.099	225.1	7	2:14.759	42.356	46.529	45.874	203.6	16:32.608	
	6	2:14.521	41.595	45.260	47.666	220.1	8	2:13.199	42.066	45.111	46.022	192.1	18:45.807	
	7	2:14.759	42.356	46.529	45.874	203.6	9	2:13.346	41.063	44.306	47.977	211.1	20:59.153	
	8	2:13.199	42.066	45.111	46.022	192.1	10	2:12.239	42.553	43.926	45.760	210.7	23:11.392	
	9	2:13.346	41.063	44.306	47.977	211.1	11	2:09.863	40.977	43.640	45.246	195.5	25:21.255	
	10	2:12.239	42.553	43.926	45.760	210.7	12	2:12.032	41.164	43.972	46.896	207.5	27:33.287	
	11	2:09.863	40.977	43.640	45.246	195.5	13	2:09.839	40.718	43.566	45.555	212.8	29:43.126	
	12	2:12.032	41.164	43.972	46.896	207.5	14	2:07.943	39.561	43.746	44.636	219.2	31:51.069	
	13	2:09.839	40.718	43.566	45.555	212.8								
	14	2:07.943	39.561	43.746	44.636	219.2								
177	Fons SCHELTEMA						NLD	1	2:37.456	54.337	49.704	53.415		2:37.456
	Kessel Racing						488 Challenge	2	2:13.345	40.441	46.875	46.029	204.0	4:50.801
	1	2:37.456	54.337	49.704	53.415	2:37.456	3	2:07.389	39.127	43.271	44.991	231.8	6:58.190	
	2	2:13.345	40.441	46.875	46.029	204.0	4	2:06.668	39.232	43.199	44.237	205.9	9:04.858	
	3	2:07.389	39.127	43.271	44.991	231.8	5	2:06.992	38.496	43.729	44.767	214.9	11:11.850	
	4	2:06.668	39.232	43.199	44.237	205.9	6	2:06.753	38.442	43.860	44.451	209.1	13:18.603	
	5	2:06.992	38.496	43.729	44.767	214.9	7	2:06.933	38.858	43.524	44.551	201.3	15:25.536	
	6	2:06.753	38.442	43.860	44.451	209.1	8	2:07.080	38.893	42.789	45.398	191.7	17:32.616	
	7	2:06.933	38.858	43.524	44.551	201.3	9	2:05.731	38.380	43.451	43.900	215.3	19:38.347	
	8	2:07.080	38.893	42.789	45.398	191.7	10	2:05.173	38.923	42.987	43.263	198.0	21:43.520	
	9	2:05.731	38.380	43.451	43.900	215.3	11	2:04.306	38.688	42.118	43.500	207.9	23:47.826	
	10	2:05.173	38.923	42.987	43.263	198.0	12	2:04.362	38.022	42.734	43.606	217.4	25:52.188	
	11	2:04.306	38.688	42.118	43.500	207.9	13	2:03.359	37.673	42.383	43.303	244.3	27:55.547	
	12	2:04.362	38.022	42.734	43.606	217.4	14	2:03.488	38.102	42.147	43.239	216.1	29:59.035	
	13	2:03.359	37.673	42.383	43.303	244.3	15	2:04.027	38.508	42.123	43.396	206.7	32:03.062	
	14	2:03.488	38.102	42.147	43.239	216.1								
	15	2:04.027	38.508	42.123	43.396	206.7								
181	Erich PRINOTH						ITA	1	2:24.321	47.500	47.928	48.893		2:24.321
	Ineco - MP Racing						488 Challenge	2	2:17.364	43.083	46.405	47.876	183.0	4:41.685
	1	2:24.321	47.500	47.928	48.893	2:24.321	3	2:14.032	41.540	45.783	46.709	195.9	6:55.717	
	2	2:17.364	43.083	46.405	47.876	183.0	4	2:25.779	52.620	46.017	47.142	212.8	9:21.496	
	3	2:14.032	41.540	45.783	46.709	195.9	5	2:13.396	41.027	45.016	47.353	216.6	11:34.892	
	4	2:25.779	52.620	46.017	47.142	212.8	6	2:11.932	40.234	45.181	46.517	217.4	13:46.824	
	5	2:13.396	41.027	45.016	47.353	216.6								
	6	2:11.932	40.234	45.181	46.517	217.4								
162	Christophe HURNI						CHE							
	Team Zenith Sion - Lausanne						488 Challenge							
	1	2:17.675	44.910	46.273	46.492	2:17.675								
	2	2:09.766	39.419	45.215	45.132	198.4								
	3	2:07.270	38.701	43.764	44.805	210.7								
	4	2:07.410	38.740	43.835	44.835	204.7								
	5	2:06.294	39.229	43.071	43.994	194.1								
	6	2:04.910	38.492	43.099	43.319	218.8								
	7	2:04.626	38.167	43.053	43.406	222.3								
	8	2:04.697	38.000	42.896	43.801	213.2								
	9	2:04.281	37.949	42.772	43.560	219.2								
	10	2:04.181	37.997	42.668	43.516	221.4								
	11	2:06.292	37.749	43.949	44.594	233.8								
	12	2:05.120	38.870	42.777	43.473	211.9								
	13	2:05.263	38.535	42.541	44.187	214.4								
	14	2:03.518	37.690	42.513	43.315	223.7								
	15	2:04.099	37.617	42.693	43.789	220.1								
172	Giuseppe RAMELLI						ITA							
	Rossocorsa - Pellin Racing						488 Challenge							
	1	2:47.477	51.503	49.755	1:06.219	2:47.477								



FERRARI CHALLENGE EUROPE

MONZA

Race 1

Analysis

■ Personal Best
 ■ Session Best
 ■ Crossing the finish line in pit lane

Lap	Time	Sector 1	Sector 2	Sector 3	T. Spd	Elapsed	Lap	Time	Sector 1	Sector 2	Sector 3	T. Spd	Elapsed
7	2:09.819	40.129	43.983	45.707	220.5	15:56.643	15	2:04.704	38.744	42.222	43.738	234.3	31:40.848
8	2:11.108	40.195	44.637	46.276	215.7	18:07.751							
9	2:09.595	39.914	44.023	45.658	202.8	20:17.346							
10	2:08.735	39.241	44.353	45.141	217.9	22:26.081							
11	2:07.027	38.826	43.411	44.790	231.3	24:33.108							
12	2:15.676	47.194	44.017	44.465	214.4	26:48.784							
13	2:06.972	39.203	43.100	44.669	241.1	28:55.756							
14	2:07.135	38.946	43.189	45.000	228.4	31:02.891							

183 Manuela GOSTNER ITA						
Ineco - MP Racing 488 Challenge						
1	2:29.780	48.770	50.466	50.544		2:29.780
2	2:24.942	45.902	48.450	50.590	162.8	4:54.722
3	2:20.097	43.954	47.354	48.789	183.6	7:14.819
4	2:16.084	41.848	46.647	47.589	192.4	9:30.903
5	2:16.806	43.822	45.915	47.069	223.7	11:47.709
6	2:16.406	42.003	45.753	48.650	192.4	14:04.115
7	2:21.645	44.287	46.715	50.643	210.3	16:25.760
8	2:17.981	42.396	47.941	47.644	192.8	18:43.741
9	2:20.637	43.082	47.341	50.214	189.7	21:04.378
10	2:12.579	41.945	44.430	46.204	189.7	23:16.957
11	2:13.106	42.330	44.222	46.554	211.9	25:30.063
12	2:28.867 B	43.498	46.916	58.453	218.8	27:58.930

186 Agata SMOLKA POL						
Rossocorsa 488 Challenge						
1	2:44.443	58.263	52.992	53.188		2:44.443
2	2:19.384	43.875	47.504	48.005	170.7	5:03.827
3	2:35.777	42.986	46.712	1:06.079	168.8	7:39.604
4	2:17.319	43.643	46.401	47.275	180.3	9:56.923
5	2:13.654	41.316	45.787	46.551	194.1	12:10.577
6	2:12.216	40.155	45.004	47.057	235.8	14:22.793
7	2:13.681	41.613	44.966	47.102	180.0	16:36.474
8	2:10.764	40.181	44.223	46.360	217.0	18:47.238
9	2:13.110	40.901	46.092	46.117	194.8	21:00.348
10	2:10.172	40.117	43.996	46.059	226.5	23:10.520
11	2:09.281	40.890	43.145	45.246	207.1	25:19.801
12	2:08.854	40.245	42.902	45.707	215.7	27:28.655
13	2:07.252	39.022	43.218	45.012	216.6	29:35.907
14	2:08.169	39.933	42.868	45.368	201.7	31:44.076

198 Eric CHEUNG CAN						
Formula Racing 488 Challenge						
1	2:19.671	46.561	45.333	47.777		2:19.671
2	2:10.096	42.145	43.200	44.751	194.1	4:29.767
3	2:09.355	40.065	43.666	45.624	215.3	6:39.122
4	2:06.177	39.561	42.657	43.959	209.9	8:45.299
5	2:05.519	39.286	42.704	43.529	219.2	10:50.818
6	2:04.436	38.229	42.527	43.680	228.9	12:55.254
7	2:05.922	38.178	44.045	43.699	230.3	15:01.176
8	2:04.468	38.687	42.423	43.358	237.4	17:05.644
9	2:04.611	38.307	42.386	43.918	230.8	19:10.255
10	2:05.586	39.402	42.498	43.686	209.5	21:15.841
11	2:04.314	38.003	42.444	43.867	227.0	23:20.155
12	2:05.606	39.023	42.157	44.426	218.3	25:25.761
13	2:05.937	38.261	42.814	44.862	244.3	27:31.698
14	2:04.446	38.253	42.017	44.176	230.8	29:36.144

199 Ingvar MATSSON SWE						
Scuderia Autoropa 488 Challenge						
1	2:39.306	56.314	51.839	51.153		2:39.306
2	2:21.124	44.209	48.202	48.713	159.6	5:00.430
3	2:18.006	43.319	46.724	47.963	163.2	7:18.436
4	2:13.921	41.757	45.502	46.662	184.3	9:32.357
5	2:13.527	42.155	44.894	46.478	202.8	11:45.884
6	2:12.157	41.262	44.477	46.418	184.3	13:58.041
7	2:09.998	39.885	44.369	45.744	199.9	16:08.039
8	2:09.055	39.194	43.655	46.206	221.9	18:17.094
9	2:15.356	40.344	43.511	51.501	195.9	20:32.450
10	2:10.264	41.439	43.490	45.335	174.5	22:42.714
11	2:05.965	40.065	42.322	43.578	196.2	24:48.679
12	2:05.121	39.336	41.816	43.969	210.3	26:53.800
13	2:04.450	39.020	41.979	43.451	214.4	28:58.250
14	2:04.558	38.807	41.471	44.280	213.6	31:02.808