

FERRARI CHALLENGE EUROPE


MONZA

Free Practice 2 Europe

Analysis

■ Personal Best ■ Session Best ■ B Crossing the finish line in pit lane

Lap	Time	Sector 1	Sector 2	Sector 3	T. Spd	Elapsed	Lap	Time	Sector 1	Sector 2	Sector 3	T. Spd	Elapsed
2 David FUMANELLI ITA													
Rossocorsa 488 Challenge													
1	3:37.788	2:02.718	47.387	47.683	128.5	3:37.788	12	10:43.502	9:10.279	49.129	44.094	88.5	37:45.663
2	2:20.550	46.855	47.814	45.881	165.2	5:58.338	13	2:37.360B	41.228	50.774	1:05.358	167.3	40:23.023
3	2:06.232	39.426	42.205	44.601	173.4	8:04.570	14	3:55.090	2:26.029	43.762	45.299	143.4	44:18.113
4	2:30.060B	41.569	50.529	57.962	191.4	10:34.630	15	1:57.458	36.784	39.846	40.828	230.8	46:15.571
5	4:46.490	3:22.453	41.187	42.850	179.4	15:21.120							
6	1:59.147	36.714	40.204	42.229	217.9	17:20.267							
7	1:59.285	37.332	40.254	41.699	198.0	19:19.552							
8	1:59.323	36.931	40.296	42.096	221.4	21:18.875							
9	2:19.716B	40.536	43.733	55.447	209.5	23:38.591							
10	11:31.912	...	42.857	41.709	145.7	35:10.503							
11	1:54.378	35.518	38.776	40.084	258.9	37:04.881							
12	2:26.111B	35.392	45.722	1:04.997	250.5	39:30.992							
13	4:52.906	3:27.947	42.238	42.721	166.5	44:23.898							
14	1:54.897	36.043	39.426	39.428	243.2	46:18.795							
9 Nicklas NIELSEN DNK													
Formula Racing 488 Challenge													
1	3:01.639	1:26.567	48.570	46.502	115.7	3:01.639							
2	2:08.075	41.035	44.705	42.335	191.4	5:09.714							
3	2:00.263	38.269	40.533	41.461	188.7	7:09.977							
4	2:06.199	37.967	46.185	42.047	207.9	9:16.176							
5	1:59.234	36.923	40.564	41.747	235.8	11:15.410							
6	2:35.701B	42.374	51.342	1:01.985	204.4	13:51.111							
7	10:12.803	8:48.737	42.234	41.832	167.5	24:03.914							
8	2:14.446B	39.185	42.106	53.155	258.9	26:18.360							
9	5:23.702	3:56.343	44.240	43.119	142.1	31:42.062							
10	2:34.436	38.182	40.295	1:15.959	208.3	34:16.498							
11	1:55.984	36.670	38.639	40.675	234.3	36:12.482							
12	2:22.684B	36.255	39.343	1:07.086	223.2	38:35.166							
13	6:32.800	4:46.573	42.398	1:03.829	180.0	45:07.966							
13 Martin NELSON SWE													
Scuderia Autoropa 488 Challenge													
1	4:04.705	2:38.508	42.834	43.363	112.5	4:04.705							
2	2:04.916	38.040	43.982	42.894	207.9	6:09.621							
3	2:02.059	37.232	41.416	43.411	221.4	8:11.680							
4	2:02.993	37.940	41.379	43.674	239.5	10:14.673							
5	2:03.595	38.500	41.765	43.330	234.3	12:18.268							
6	2:02.414	37.764	41.318	43.332	232.3	14:20.682							
7	2:33.265B	43.832	49.674	59.759	247.7	16:53.947							
16 Sean HUDSPETH SGP													
Formula Racing 488 Challenge													
1	3:02.228	1:27.844	48.362	46.022	112.3	3:02.228							
2	2:06.237	39.434	43.216	43.587	198.8	5:08.465							
3	2:01.024	37.381	41.526	42.117	224.2	7:09.489							
4	2:01.489	37.699	41.092	42.698	221.9	9:10.978							
5	2:07.447	41.316	43.658	42.473	196.2	11:18.425							
6	2:34.745B	40.657	56.650	57.438	209.1	13:53.170							
7	4:57.686	3:18.289	50.857	48.540	183.6	18:50.856							
8	2:01.255	37.699	41.139	42.417	227.9	20:52.111							
9	2:00.843	37.547	41.058	42.238	213.6	22:52.954							
10	2:00.284	37.146	40.865	42.273	246.0	24:53.238							
11	2:08.923B	37.236	41.055	50.632	231.8	27:02.161							
27 Alessandro VEZZONI ITA													
Rossocorsa - Pellin Racing 488 Challenge													
1	9:01.907	7:34.706	44.815	42.386	89.3	9:01.907							
2	2:01.070	37.709	41.300	42.061	216.1	11:02.977							
3	2:00.646	38.053	40.671	41.922	233.8	13:03.623							
4	2:00.783	37.517	40.448	42.818	247.1	15:04.406							
5	2:00.849	37.468	40.632	42.749	242.1	17:05.255							
6	2:21.294B	41.686	42.739	56.869	227.4	19:26.549							
7	6:06.805	4:33.262	46.786	46.757	103.1	25:33.354							
8	2:06.530	42.533	40.890	43.107	164.5	27:39.884							
9	1:59.211	37.093	40.997	41.121	223.7	29:39.095							
10	1:57.617	36.682	39.889	41.046	248.8	31:36.712							
11	1:58.939	36.660	41.271	41.008	216.6	33:35.651							
12	1:55.787	36.188	39.283	40.316	252.8	35:31.438							
13	1:54.737	35.921	39.155	39.661	254.0	37:26.175							
14	2:41.799B	40.879	46.866	1:14.054	255.2	40:07.974							
15	4:47.559	3:24.755	40.050	42.754	159.4	44:55.533							
16	1:54.562	35.465	38.818	40.279	250.5	46:50.095							
44 Jens LIEBHAUSER DEU													
Formula Racing 488 Challenge													
1	2:35.142	1:05.055	44.656	45.431	156.9	2:35.142							
2	2:07.697	38.645	45.120	43.932	197.7	4:42.839							
3	2:02.264	38.249	41.338	42.677	196.2	6:45.103							
4	2:02.336	37.717	42.222	42.397	224.6	8:47.439							
5	1:59.893	36.817	40.551	42.525	240.5	10:47.332							
6	2:11.758	37.091	43.916	50.751	231.3	12:59.090							
7	2:15.112B	40.207	41.480	53.425	239.5	15:14.202							
8	5:20.195	3:53.542	43.686	42.967	186.8	20:34.397							
9	2:04.472	39.214	42.281	42.977	258.9	22:38.869							
10	2:05.262	37.179	42.089	45.994	247.1	24:44.131							
11	2:02.558	38.417	41.233	42.908	214.0	26:46.689							
12	2:03.416	37.355	44.136	41.925	252.8	28:50.105							
13	1:59.305	36.802	40.484	42.019	231.8	30:49.410							
14	2:11.978B	38.347	41.444	52.187	260.1	33:01.388							
15	8:44.771B	4:01.230	3:47.039	56.502	134.2	41:46.159							
16	2:58.737	1:32.854	40.807	45.076	200.2	44:44.896							
17	1:55.946	36.157	39.391	40.398	216.6	46:40.842							
45 Christian OVERGAARD DNK													
Baron Motorsport 488 Challenge													
1	4:56.465	3:10.828	54.868	50.769	116.5	4:56.465							
2	2:21.006	45.887	48.630	46.489	175.1	7:17.471							
3	2:10.312	40.891	43.855	45.566	212.8	9:27.783							
4	2:03.895	38.568	41.642	43.685	223.2	11:31.678							
5	2:03.489	38.365	41.800	43.324	238.4	13:35.167							
6	2:26.427B	42.021	48.361	56.045	198.8	16:01.594							
7	5:14.176	3:39.452	48.387	46.337	141.0	21:15.770							
8	2:07.958	42.092	42.371	43.495	221.4	23:23.728							
9	2:03.709	38.875	41.859	42.975	231.8	25:27.437							
10	2:01.327	38.084	40.953	42.290	242.7	27:28.764							
11	2:03.018	39.014	41.899	42.105	195.5	29:31.782							



FERRARI CHALLENGE EUROPE

MONZA

Free Practice 2 Europe

Analysis

■ Personal Best
 ■ Session Best
 ■ Crossing the finish line in pit lane

Lap	Time	Sector 1	Sector 2	Sector 3	T. Spd	Elapsed	Lap	Time	Sector 1	Sector 2	Sector 3	T. Spd	Elapsed
12	2:01.354	38.250	40.533	42.571	231.8	31:33.136	10	2:09.189	44.757	42.521	41.911	192.4	29:36.183
13	2:09.025	39.286	44.070	45.669	199.5	33:42.161	11	1:59.537	38.026	40.408	41.103	211.9	31:35.720
14	1:58.446	37.040	40.085	41.321	250.5	35:40.607	12	2:02.926	40.342	41.748	40.836	203.2	33:38.646
15	2:00.160	37.357	40.804	41.999	249.9	37:40.767	13	1:56.622	36.424	39.900	40.298	236.9	35:35.268
16	2:39.554 B	44.382	51.377	1:03.795	171.8	40:20.321	14	1:55.467	36.263	39.196	40.008	236.3	37:30.735
17	4:17.188	2:54.176	41.428	41.584	147.3	44:37.509	15	2:40.252 B	37.798	46.844	1:15.610	241.1	40:10.987
18	1:57.132	36.057	40.172	40.903	252.3	46:34.641	16	4:17.383	2:45.897	48.133	43.353	149.5	44:28.370
							17	1:56.620	37.070	40.094	39.456	205.5	46:24.990

47	Henry HASSID	FRA				
Charles Pozzi		488 Challenge				
1	3:13.537	1:35.096	50.471	47.970	116.7	3:13.537
2	2:08.928	41.370	43.641	43.917	180.0	5:22.465
3	2:06.264	38.973	44.184	43.107	199.9	7:28.729
4	2:05.499	40.210	42.240	43.049	193.5	9:34.228
5	2:01.533	37.451	41.269	42.813	226.0	11:35.761
6	2:00.489	36.859	41.098	42.532	249.9	13:36.250
7	2:02.649	38.449	41.163	43.037	194.8	15:38.899
8	2:09.829 B	37.766	41.268	50.795	234.8	17:48.728
9	5:20.028	3:55.910	41.463	42.655	182.4	23:08.756
10	2:02.295	37.475	40.663	44.157	226.0	25:11.051
11	2:08.308 B	37.528	40.839	49.941	242.7	27:19.359
12	4:11.053	2:43.876	43.114	44.063	150.0	31:30.412
13	1:58.877	39.023	39.462	40.392	201.7	33:29.289
14	1:56.464	37.545	38.936	39.983	265.8	35:25.753
15	1:53.507	35.318	39.031	39.158	272.5	37:19.260
16	2:41.457 B	40.933	46.606	1:13.918	223.7	40:00.717
17	4:35.397	3:13.097	40.702	41.598	161.8	44:36.114
18	1:53.813	34.742	39.829	39.242	265.8	46:29.927

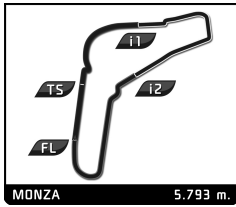
61	John DHILLON	GBR				
Formula Racing		488 Challenge				
1	2:29.538	57.228	47.333	44.977	156.4	2:29.538
2	2:12.560	41.628	45.588	45.344	191.4	4:42.098
3	2:06.331	38.463	43.708	44.160	213.2	6:48.429
4	2:06.788	39.386	43.492	43.910	200.6	8:55.217
5	2:04.420	37.850	42.778	43.792	225.1	10:59.637
6	2:33.460 B	42.247	49.385	1:01.828	190.4	13:33.097
7	5:28.731	4:05.400	41.140	42.191	179.4	19:01.828
8	2:03.116	38.611	41.809	42.696	234.8	21:04.944
9	2:02.837	38.269	41.627	42.941	218.8	23:07.781
10	2:01.142	37.188	41.408	42.546	222.3	25:08.923
11	2:01.374	37.730	41.049	42.595	221.4	27:10.297
12	2:03.192	37.595	41.646	43.951	231.8	29:13.489
13	3:14.927 B	40.744	47.886	1:46.297	191.7	32:28.416
14	4:40.839	3:13.034	42.153	45.652	161.3	37:09.255

80	Louis PRETTE	ITA				
Formula Racing		488 Challenge				
1	6:33.618	4:58.079	45.679	49.860	122.4	6:33.618
2	2:08.313	39.954	43.665	44.694	162.3	8:41.931
3	2:04.116	38.451	42.363	43.302	192.4	10:46.047
4	2:03.494	37.954	42.936	42.604	211.1	12:49.541
5	2:01.567	37.280	41.385	42.902	224.2	14:51.108
6	2:01.325	37.458	41.067	42.800	217.4	16:52.433
7	2:01.124	37.188	41.292	42.644	234.8	18:53.557
8	2:11.525 B	38.105	42.663	50.757	231.3	21:05.082
9	6:21.912	4:47.465	49.700	44.747	118.6	27:26.994

81	Fabienne WOHLWEND	LIE				
Octane 126		488 Challenge				
1	4:47.429	3:19.283	43.904	44.242	84.3	4:47.429
2	2:08.281	38.962	43.738	45.581	183.0	6:55.710
3	2:04.394	39.372	41.813	43.209	193.1	9:00.104
4	2:04.412	39.287	41.799	43.326	199.1	11:04.516
5	2:15.208 B	38.024	42.394	54.790	219.6	13:19.724
6	4:10.671	2:45.427	42.542	42.702	168.8	17:30.395
7	1:59.473	37.217	40.617	41.639	218.3	19:29.868
8	2:00.262	37.106	41.281	41.875	231.3	21:30.130
9	2:10.175 B	37.542	40.894	51.739	230.3	23:40.305
10	15:38.657 B	...	49.260	1:09.563	136.9	39:18.962
11	4:55.617	3:27.829	45.264	42.524	140.6	44:14.579
12	2:00.670	37.132	41.277	42.261	211.1	46:15.249

84	Bjorn GROSSMANN	DEU				
Octane 126		488 Challenge				
1	3:59.418	2:23.862	49.380	46.176	142.9	3:59.418
2	2:11.704	41.379	46.867	43.458	211.1	6:11.122
3	2:01.821	37.033	40.973	43.815	229.9	8:12.943
4	2:01.533	37.401	41.131	43.001	226.5	10:14.476
5	2:10.965 B	38.209	41.616	51.140	246.0	12:25.441
6	3:05.514	1:41.592	41.098	42.824	171.8	15:30.955
7	1:58.649	36.668	40.125	41.856	244.9	17:29.604
8	2:16.629 B	36.733	40.105	59.791	246.5	19:46.233
9	14:43.164	...	44.610	42.200	152.5	34:29.397
10	1:56.122	36.438	39.296	40.388	228.9	36:25.519
11	2:23.263 B	36.936	39.415	1:06.912	257.0	38:48.782
12	5:10.489	3:50.839	39.849	39.801	127.5	43:59.271
13	1:52.634	35.135	38.358	39.141	262.6	45:51.905

85	Vicente POTOLICCHIO	VEN				
Rossocorsa		488 Challenge				
1	6:24.346	4:35.721	56.416	52.209	68.6	6:24.346
2	2:02.417	38.021	42.122	42.274	217.4	8:26.763
3	2:00.873	37.171	41.328	42.374	231.3	10:27.636
4	2:14.093 B	38.595	41.386	54.112	250.5	12:41.729
5	5:23.887	3:57.355	43.127	43.405	172.6	18:05.616
6	2:02.416	38.860	41.100	42.456	227.9	20:08.032
7	1:59.718	37.921	40.320	41.477	213.6	22:07.750
8	1:59.584	38.208	39.767	41.609	211.1	24:07.334
9	1:58.982	37.925	39.598	41.459	217.9	26:06.316
10	1:57.360	37.165	39.520	40.675	247.7	28:03.676
11	1:58.151	37.488	39.521	41.142	232.3	30:01.827
12	1:56.667	36.506	39.333	40.828	247.1	31:58.494
13	1:56.080	36.446	39.497	40.137	248.8	33:54.574
14	1:56.622	36.402	39.516	40.704	244.9	35:51.196
15	2:09.348 B	36.396	39.538	53.414	246.0	38:00.544



FERRARI CHALLENGE EUROPE

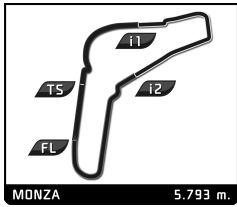
MONZA

Free Practice 2 Europe

Analysis

■ Personal Best
 ■ Session Best
 ■ B Crossing the finish line in pit lane

Lap	Time	Sector 1	Sector 2	Sector 3	T. Spd	Elapsed	Lap	Time	Sector 1	Sector 2	Sector 3	T. Spd	Elapsed	
90	Jack BROWN							GBR						
		Ferrari GB					488 Challenge							
1	2:30.440	1:01.901	43.967	44.572	133.7	2:30.440	1	4:50.465	3:21.351	44.495	44.619	111.1	4:50.465	
2	2:08.828	40.731	43.617	44.480	178.5	4:39.268	2	2:05.116	38.665	42.505	43.946	196.2	6:55.581	
3	2:02.069	37.718	41.985	42.366	230.3	6:41.337	3	2:03.748	39.217	41.553	42.978	204.7	8:59.329	
4	2:07.197	40.797	42.223	44.177	240.5	8:48.534	4	2:06.195	40.126	42.813	43.256	202.1	11:05.524	
5	2:01.589	37.589	41.303	42.697	229.9	10:50.123	5	2:03.203	38.092	42.082	43.029	203.6	13:08.727	
6	2:02.597	38.017	41.268	43.312	250.5	12:52.720	6	2:01.571	37.453	41.318	42.800	222.8	15:10.298	
7	2:01.673	37.976	41.018	42.679	218.3	14:54.393	7	2:14.774 B	40.048	42.343	52.383	194.1	17:25.072	
8	2:11.468 B	38.071	41.385	52.012	234.3	17:05.861	8	5:41.548	4:16.406	42.521	42.621	133.7	23:06.620	
9	5:39.805	4:14.658	42.362	42.785	163.5	22:45.666	9	2:00.735	37.738	40.855	42.142	248.2	25:07.355	
10	2:00.088	37.346	41.031	41.711	240.5	24:45.754	10	2:00.301	37.455	40.626	42.220	220.1	27:07.656	
11	2:04.787	38.212	41.610	44.965	242.1	26:50.541	11	2:12.091 B	39.269	41.468	51.354	195.5	29:19.747	
12	2:01.390	37.323	40.917	43.150	244.3	28:51.931	12	6:00.185	4:27.723	46.720	45.742	138.1	35:19.932	
13	2:03.468	37.419	42.143	43.906	243.8	30:55.399	13	2:03.104	38.833	41.570	42.701	195.9	37:23.036	
14	2:03.164	37.867	41.860	43.437	228.4	32:58.563	14	2:41.537 B	38.920	46.943	1:15.674	238.9	40:04.573	
15	2:11.717 B	37.768	41.896	52.053	226.0	35:10.280	15	4:24.342	2:57.291	43.734	43.317	156.4	44:28.915	
16	6:16.067 B					41:26.347	16	1:58.525	37.119	40.329	41.077	190.1	46:27.440	
102	Claudio SCHIAVONI							ITA						
		Kessel Racing					488 Challenge							
1	4:47.340	2:46.834	58.869	1:01.637	119.2	4:47.340	1	4:47.340	2:46.834	58.869	1:01.637	119.2	4:47.340	
2	2:36.383	52.347	51.802	52.234	165.2	7:23.723	2	2:36.383	52.347	51.802	52.234	165.2	7:23.723	
3	2:25.089	46.898	46.790	51.401	189.4	9:48.812	3	2:25.089	46.898	46.790	51.401	189.4	9:48.812	
4	2:23.778	49.304	49.243	45.231	127.0	12:12.590	4	2:23.778	49.304	49.243	45.231	127.0	12:12.590	
5	2:04.868	38.457	41.870	44.541	239.5	14:17.458	5	2:04.868	38.457	41.870	44.541	239.5	14:17.458	
6	2:05.795	38.685	42.675	44.435	228.9	16:23.253	6	2:05.795	38.685	42.675	44.435	228.9	16:23.253	
7	2:19.958 B	41.719	42.895	55.344	250.5	18:43.211	7	2:19.958 B	41.719	42.895	55.344	250.5	18:43.211	
8	5:30.110	4:05.470	41.532	43.108	157.6	24:13.321	8	5:30.110	4:05.470	41.532	43.108	157.6	24:13.321	
9	2:04.157	38.101	42.400	43.656	238.9	26:17.478	9	2:04.157	38.101	42.400	43.656	238.9	26:17.478	
10	2:03.590	38.225	41.840	43.525	252.8	28:21.068	10	2:03.590	38.225	41.840	43.525	252.8	28:21.068	
11	2:05.516	38.554	43.377	43.585	251.1	30:26.584	11	2:05.516	38.554	43.377	43.585	251.1	30:26.584	
12	2:02.538	37.475	41.658	43.405	238.4	32:29.122	12	2:02.538	37.475	41.658	43.405	238.4	32:29.122	
13	2:03.813	38.177	42.191	43.445	204.4	34:32.935	13	2:03.813	38.177	42.191	43.445	204.4	34:32.935	
14	2:12.981 B	37.800	42.012	53.169	244.3	36:45.916	14	2:12.981 B	37.800	42.012	53.169	244.3	36:45.916	
15	3:23.033 B					40:08.949	15	3:23.033 B					40:08.949	
16	5:08.672 B					45:17.621	16	5:08.672 B					45:17.621	
109	Ernst KIRCHMAYR							AUT						
		Baron Motorsport					488 Challenge							
1	2:30.166	55.622	49.467	45.077	168.3	2:30.166	1	2:30.166	55.622	49.467	45.077	168.3	2:30.166	
2	2:09.870	40.633	43.581	45.656	185.5	4:40.036	2	2:09.870	40.633	43.581	45.656	185.5	4:40.036	
3	2:03.484	37.844	42.242	43.398	225.1	6:43.520	3	2:03.484	37.844	42.242	43.398	225.1	6:43.520	
4	2:05.959	39.223	43.351	43.385	244.9	8:49.479	4	2:05.959	39.223	43.351	43.385	244.9	8:49.479	
5	2:02.451	37.567	41.564	43.320	238.4	10:51.930	5	2:02.451	37.567	41.564	43.320	238.4	10:51.930	
6	2:02.179	37.405	41.582	43.192	247.1	12:54.109	6	2:02.179	37.405	41.582	43.192	247.1	12:54.109	
7	2:03.035	37.762	41.693	43.580	230.8	14:57.144	7	2:03.035	37.762	41.693	43.580	230.8	14:57.144	
8	2:22.122 B	39.485	45.240	57.397	232.3	17:19.266	8	2:22.122 B	39.485	45.240	57.397	232.3	17:19.266	
9	6:05.491	4:16.734	52.744	56.013	148.1	23:24.757	9	6:05.491	4:16.734	52.744	56.013	148.1	23:24.757	
10	2:08.169	40.428	43.466	44.275	200.2	25:32.926	10	2:08.169	40.428	43.466	44.275	200.2	25:32.926	
11	2:05.613	40.587	41.884	43.142	168.8	27:38.539	11	2:05.613	40.587	41.884	43.142	168.8	27:38.539	
12	2:01.725	37.858	41.780	42.087	253.4	29:40.264	12	2:01.725	37.858	41.780	42.087	253.4	29:40.264	
13	2:00.941	37.820	41.301	41.820	222.3	31:41.205	13	2:00.941	37.820	41.301	41.820	222.3	31:41.205	
14	1:58.738	37.100	40.452	41.186	257.6	33:39.943	14	1:58.738	37.100	40.452	41.186	257.6	33:39.943	
15	1:57.861	36.578	40.169	41.114	246.5	35:37.804	15	1:57.861	36.578	40.169	41.114	246.5	35:37.804	
16	1:58.458	37.382	39.862	41.214	220.1	37:36.262	16	1:58.458	37.382	39.862	41.214	220.1	37:36.262	
93	Chris FROGGATT							GBR						
		Ferrari GB					488 Challenge							
1	3:04.391	1:28.763	48.352	47.276	122.8	3:04.391	1	3:04.391	1:28.763	48.352	47.276	122.8	3:04.391	
2	2:09.723	41.311	44.704	43.708	177.1	5:14.114	2	2:09.723	41.311	44.704	43.708	177.1	5:14.114	
3	2:05.618	39.973	42.674	42.971	185.5	7:19.732	3	2:05.618	39.973	42.674	42.971	185.5	7:19.732	
4	2:01.355	38.026	41.191	42.138	230.8	9:21.087	4	2:01.355	38.026	41.191	42.138	230.8	9:21.087	
5	2:01.133	37.615	41.166	42.352	229.4	11:22.220	5	2:01.133	37.615	41.166	42.352	229.4	11:22.220	
6	2:19.353	40.075	51.489	47.789	193.5	13:41.573	6	2:19.353	40.075	51.489	47.789	193.5	13:41.573	
7	2:15.584 B	37.200	42.178	56.206	223.7	15:57.157	7	2:15.584 B	37.200	42.178	56.206	223.7	15:57.157	
8	5:02.377	3:34.012	44.778	43.587	160.8	20:59.534	8	5:02.377	3:34.012	44.778	43.587	160.8	20:59.534	
9	1:59.525	37.377	40.633	41.515	223.2	22:59.059	9	1:59.525	37.377	40.633	41.515	223.2	22:59.059	
10	1:58.389	36.965	40.199	41.225	221.0	24:57.448	10	1:58.389	36.965	40.199	41.225	221.0	24:57.448	
11	1:59.843	37.365	40.384	42.094	230.3	26:57.291	11	1:59.843	37.365	40.384	42.094	230.3	26:57.291	
12	1:59.764	36.870	40.708	42.186	241.1	28:57.055	12	1:59.764	36.870	40.708	42.186	241.1	28:57.055	
13	2:08.571 B	37.107	40.900	50.564	230.3	31:05.626	13	2:08.571 B	37.107	40.900	50.564	230.3	31:05.626	
14	11:25.810 B					42:31.436	14	11:25.810 B					42:31.436	
97	Tommaso ROCCA							ITA						
		Rossocorsa					488 Challenge							
112	Rick LOYAT							CAN						
		Octane 126					488 Challenge							



FERRARI CHALLENGE EUROPE

MONZA

Free Practice 2 Europe

Analysis

■ Personal Best
 ■ Session Best
 ■ B Crossing the finish line in pit lane

Lap	Time	Sector 1	Sector 2	Sector 3	T. Spd	Elapsed	Lap	Time	Sector 1	Sector 2	Sector 3	T. Spd	Elapsed
1	4:00.449	2:24.785	49.270	46.394	132.9	4:00.449	6	2:07.842	41.053	43.029	43.760	238.9	13:48.800
2	2:22.818B	41.178	47.644	53.996	186.8	6:23.267	7	2:08.285	38.486	44.489	45.310	243.8	15:57.085
3	5:37.614	4:06.199	46.988	44.427	120.0	12:00.881	8	2:13.358	43.662	44.653	45.043	182.1	18:10.443
4	2:05.808	38.727	42.998	44.083	216.6	14:06.689	9	2:06.419	39.012	42.936	44.471	232.8	20:16.862
5	2:05.840	38.577	42.930	44.333	199.5	16:12.529	10	2:05.257	38.533	42.347	44.377	223.7	22:22.119
6	2:04.749	37.974	42.748	44.027	218.8	18:17.278	11	2:25.243B	41.497	45.592	58.154	226.5	24:47.362
7	2:04.504	38.161	42.006	44.337	226.0	20:21.782	12	5:55.865	4:14.501	49.941	51.423	139.6	30:43.227
8	2:13.721B	38.632	43.047	52.042	209.5	22:35.503	13	2:11.859	41.809	43.756	46.294	191.1	32:55.086
9	8:43.390	7:17.278	42.996	43.116	105.6	31:18.893	14	2:04.593	39.594	41.796	43.203	213.6	34:59.679
10	2:02.569	37.436	41.948	43.185	222.8	33:21.462	15	2:02.618	37.915	41.809	42.894	223.2	37:02.297
11	2:14.985B	39.194	41.687	54.104	209.9	35:36.447	16	2:25.899B	37.345	41.846	1:06.708	247.7	39:28.196
12	5:35.358B	3:06.599	1:08.796	1:19.963	83.6	41:11.805	17	5:22.412	3:53.250	44.342	44.820	150.2	44:50.608
13	3:15.109	1:40.830	45.749	48.530	144.2	44:26.914	18	2:00.910	36.821	41.256	42.833	247.1	46:51.518

117 Dusan PALCR		CZE				
Scuderia Praha		488 Challenge				
1	3:00.606	1:21.925	49.761	48.920	124.8	3:00.606
2	2:12.839	41.133	46.749	44.957	196.6	5:13.445
3	2:10.269	39.992	45.284	44.993	185.5	7:23.714
4	2:06.339	38.747	43.646	43.946	236.9	9:30.053
5	2:05.634	38.628	42.768	44.238	249.4	11:35.687
6	2:07.641	39.231	43.158	45.252	219.2	13:43.328
7	2:33.186B	42.941	51.450	58.795	204.4	16:16.514
8	4:56.197	3:26.610	45.059	44.528	166.5	21:12.711
9	2:03.864	37.634	42.984	43.246	237.9	23:16.575
10	2:02.498	37.774	41.416	43.308	245.4	25:19.073
11	2:04.751	37.370	42.622	44.759	254.0	27:23.824
12	2:02.268	37.552	41.746	42.970	251.7	29:26.092
13	2:06.140	37.502	42.212	46.426	230.3	31:32.232
14	2:24.368B	39.502	47.785	57.081	190.4	33:56.600
15	5:20.535B	3:18.527	51.532	1:10.476	150.4	39:17.135
16	5:06.193	3:29.464	49.412	47.317	145.2	44:23.328
17	2:07.509	39.366	44.085	44.058	226.5	46:30.837


120 Guy FAWE		BEL				
Scuderia FMA		488 Challenge				
1	3:47.236	2:18.354	44.003	44.879	129.7	3:47.236
2	2:07.289	40.996	42.387	43.906	191.4	5:54.525
3	2:04.373	38.886	42.261	43.226	227.9	7:58.898
4	2:02.994	38.518	41.500	42.976	236.9	10:01.892
5	2:06.647	41.367	42.234	43.046	246.0	12:08.539
6	2:02.586	38.044	41.448	43.094	229.4	14:11.125
7	2:03.709	38.601	41.640	43.468	219.6	16:14.834
8	2:15.329B	38.561	41.364	55.404	235.8	18:30.163
9	5:12.503	3:48.692	41.207	42.604	182.7	23:42.666
10	2:03.490	40.040	41.266	42.184	242.1	25:46.156
11	2:01.918	37.654	40.881	43.383	248.8	27:48.074
12	2:01.301	37.518	41.180	42.603	245.4	29:49.375
13	2:13.013B	38.961	41.029	53.023	232.8	32:02.388

127 Tommy LINDROTH		SWE				
Baron Motorsport		488 Challenge				
1	2:58.555	1:09.199	54.461	54.895	141.7	2:58.555
2	2:19.812	42.314	50.946	46.552	184.9	5:18.367
3	2:09.137	40.743	43.815	44.579	203.6	7:27.504
4	2:08.181	39.934	43.191	45.056	211.9	9:35.685
5	2:05.273	38.638	42.794	43.841	222.8	11:40.958

128 Christian KINCH		SWE				
Gohm Motorsport BB		488 Challenge				
1	3:08.706	1:31.419	47.731	49.556	134.7	3:08.706
2	2:11.587	41.801	44.571	45.215	173.7	5:20.293
3	2:08.323	39.852	44.709	43.762	189.1	7:28.616
4	2:07.926	40.214	43.783	43.929	195.9	9:36.542
5	2:05.137	38.788	42.269	44.080	202.1	11:41.679
6	2:04.430	38.875	42.260	43.295	204.4	13:46.109
7	2:05.003	39.377	42.335	43.291	205.1	15:51.112
8	2:04.473	38.317	42.714	43.442	218.8	17:55.585
9	2:03.563	38.185	42.049	43.329	231.8	19:59.148
10	2:26.573B	40.135	48.262	58.176	232.3	22:25.721
11	5:33.358	4:09.307	41.453	42.598	179.7	27:59.079
12	2:03.958	39.208	41.425	43.325	208.3	30:03.037
13	2:00.479	37.139	41.297	42.043	237.4	32:03.516
14	2:00.500	36.958	41.098	42.444	246.5	34:04.016
15	2:15.915B	40.873	42.688	52.354	181.8	36:19.931

133 Murat Ruhi CUHADARGLU		TUR				
Kessel Racing		488 Challenge				
1	4:45.774	3:08.001	49.342	48.431	96.8	4:45.774
2	2:11.474	39.735	44.917	46.822	189.4	6:57.248
3	2:08.826	38.847	45.607	44.372	209.1	9:06.074
4	2:08.868	39.307	44.629	44.932	263.9	11:14.942
5	2:03.705	37.406	42.415	43.884	245.4	13:18.647
6	2:04.052	37.634	42.396	44.022	269.8	15:22.699
7	2:21.584B	37.920	43.563	1:00.101	233.8	17:44.283
8	10:50.124	9:24.785	41.919	43.420	124.4	28:34.407
9	2:02.197	37.722	41.547	42.928	223.7	30:36.604
10	2:02.318	37.269	42.250	42.799	260.7	32:38.922
11	2:17.884B	42.332	41.745	53.807	265.8	34:56.806

136 Alexander NUSSBAUMER		AUT				
Formula Racing		488 Challenge				
1	2:32.881	58.657	47.834	46.390	145.9	2:32.881
2	2:13.237	39.674	47.510	46.053	190.1	4:46.118
3	2:07.834	39.859	43.783	44.192	184.0	6:53.952
4	2:04.989	38.749	42.294	43.946	240.0	8:58.941
5	2:04.790	38.442	42.482	43.866	244.3	11:03.731
6	2:08.610	38.336	42.296	47.978	240.5	13:12.341
7	2:24.187B	41.592	43.625	58.970	248.8	15:36.528
8	4:59.901	3:32.170	44.003	43.728	175.6	20:36.429
9	2:03.821	38.646	41.849	43.326	251.1	22:40.250



FERRARI CHALLENGE EUROPE

MONZA

Free Practice 2 Europe

Analysis

■ Personal Best
 ■ Session Best
 ■ Crossing the finish line in pit lane

Lap	Time	Sector 1	Sector 2	Sector 3	T. Spd	Elapsed	Lap	Time	Sector 1	Sector 2	Sector 3	T. Spd	Elapsed
10	2:03.576	37.914	41.856	43.806	248.8	24:43.826	12	2:01.008	37.235	41.080	42.693	224.2	28:11.346
11	2:03.980	38.188	41.150	44.642	252.8	26:47.806	13	2:16.676 B	38.847	42.064	55.765	223.2	30:28.022
12	2:15.175 B	41.455	41.799	51.921	257.0	29:02.981	14	4:29.700	2:57.259	47.309	45.132	113.2	34:57.722
13	7:06.866	5:35.744	45.886	45.236	168.8	36:09.847	15	2:01.072	38.913	41.019	41.140	202.8	36:58.794
14	2:32.868 B	41.138	41.852	1:09.878	214.9	38:42.715	16	2:22.701 B	36.457	40.256	1:05.988	257.6	39:21.495
15	5:38.850	4:09.982	43.518	45.350	152.5	44:21.565	17	5:03.802	3:35.069	42.852	45.881	162.5	44:25.297
16	2:00.037	37.077	41.176	41.784	249.9	46:21.602	18	1:57.454	37.166	39.960	40.328	228.4	46:22.751

144 **Vladimir HLADIK** CZE
 Baron Motorsport 488 Challenge

1	2:51.644	1:14.482	49.186	47.976	120.8	2:51.644
2	2:07.883	40.029	43.682	44.172	190.7	4:59.527
3	2:06.180	39.433	42.718	44.029	194.5	7:05.707
4	2:04.488	38.763	42.376	43.349	214.0	9:10.195
5	2:03.551	37.822	42.129	43.600	221.0	11:13.746
6	2:02.755	37.675	41.895	43.185	228.4	13:16.501
7	2:02.187	37.656	41.776	42.755	221.0	15:18.688
8	2:02.396	37.756	41.443	43.197	226.5	17:21.084
9	2:15.926 B	37.849	43.596	54.481	205.9	19:37.010
10	5:53.482	4:28.774	42.156	42.552	182.1	25:30.492
11	2:01.160	37.910	40.850	42.400	258.9	27:31.652
12	1:59.164	36.744	40.418	42.002	233.3	29:30.816
13	2:00.424	37.606	40.883	41.935	228.4	31:31.240
14	2:15.507 B	38.769	40.985	55.753	194.8	33:46.747
15	10:22.711	8:53.718	44.821	44.172	122.8	44:09.458
16	1:58.955	37.173	40.269	41.513	211.9	46:08.413

145 **Laurent DE MEEUS** BEL
 Ferrari GB 488 Challenge

1	4:04.699	2:21.966	53.524	49.209	128.5	4:04.699
2	2:12.564	41.825	45.251	45.488	177.6	6:17.263
3	2:06.756	39.649	42.941	44.166	213.2	8:24.019
4	2:06.188	39.374	43.279	43.535	215.7	10:30.207
5	2:09.230	42.447	42.993	43.790	241.6	12:39.437
6	2:17.785 B	42.468	42.787	52.530	254.0	14:57.222
7	8:04.547	6:37.767	43.348	43.432	132.9	23:01.769
8	2:02.211	37.733	41.661	42.817	247.7	25:03.980
9	2:02.772	38.042	41.772	42.958	233.8	27:06.752
10	2:02.589	38.075	41.831	42.683	234.8	29:09.341
11	2:14.374 B	39.395	42.357	52.622	206.3	31:23.715
12	7:30.097 B	5:36.163	43.522	1:10.412	137.4	38:53.812
13	5:20.370	3:50.724	46.680	42.966	137.8	44:14.182
14	2:01.941	37.256	41.279	43.406	243.2	46:16.123

161 **Thomas GOSTNER** ITA
 Ineco - MP Racing 488 Challenge

1	2:55.103	1:17.103	48.540	49.460	116.5	2:55.103
2	2:14.438	39.903	45.227	49.308	194.1	5:09.541
3	2:06.246	40.655	41.706	43.885	177.9	7:15.787
4	2:07.100	40.517	43.112	43.471	258.2	9:22.887
5	2:03.057	37.722	41.969	43.366	227.4	11:25.944
6	2:05.859	38.291	43.567	44.001	230.3	13:31.803
7	2:23.232 B	37.717	42.374	1:03.141	247.7	15:55.035
8	4:07.264	2:41.919	41.486	43.859	192.4	20:02.299
9	2:01.483	37.343	41.193	42.947	238.4	22:03.782
10	2:03.888	38.369	41.640	43.879	204.7	24:07.670
11	2:02.668	38.583	41.312	42.773	198.0	26:10.338

162 **Christophe HURNI** CHE
 Team Zenith Sion - Lausanne 488 Challenge


1	4:44.321	3:05.703	47.437	51.181	134.9	4:44.321
2	2:15.882	39.889	49.156	46.837	191.7	7:00.203
3	2:07.441	41.005	43.289	43.147	174.8	9:07.644
4	2:21.704 B	38.115	43.634	59.955	221.4	11:29.348
5	4:15.138	2:48.676	43.512	42.950	184.0	15:44.486
6	2:02.103	37.687	41.257	43.159	214.9	17:46.589
7	2:01.563	37.571	41.310	42.682	223.2	19:48.152
8	2:00.928	37.361	41.165	42.402	230.3	21:49.080
9	2:10.020	42.284	43.410	44.326	246.0	23:59.100
10	2:00.602	37.430	40.966	42.206	235.3	25:59.702
11	4:36.657 B	39.499	44.666	3:12.492	210.7	30:36.359
12	2:38.807	1:15.433	41.327	42.047	206.3	33:15.166
13	1:59.492	36.555	40.960	41.977	235.8	35:14.658
14	2:01.722	37.000	41.820	42.902	250.5	37:16.380
15	2:33.489 B	39.101	48.932	1:05.456	255.2	39:49.869
16	5:09.414	3:45.186	41.713	42.515	155.5	44:59.283
17	1:58.809	36.546	40.647	41.616	260.1	46:58.092

171 **Per FALHOLT** DNK
 Formula Racing 488 Challenge

1	3:09.823	1:29.239	50.661	49.923	115.0	3:09.823
2	2:13.834	41.589	45.786	46.459	172.8	5:23.657
3	2:11.537	39.453	45.891	46.193	201.3	7:35.194
4	2:09.609	39.796	44.863	44.950	188.1	9:44.803
5	2:18.461 B	39.381	43.614	55.466	191.1	12:03.264
6	4:06.157	2:38.383	43.496	44.278	190.4	16:09.421
7	2:04.397	38.112	42.488	43.797	234.8	18:13.818
8	2:04.312	38.045	42.513	43.754	242.7	20:18.130
9	2:04.519	37.769	42.741	44.009	241.1	22:22.649
10	2:04.755	38.671	42.075	44.009	219.2	24:27.404
11	2:44.048 B	44.458	50.061	1:09.529	170.7	27:11.452
12	16:55.914	...	47.922	45.693	150.6	44:07.366
13	2:02.712	37.685	41.607	43.420	248.2	46:10.078

172 **Giuseppe RAMELLI** ITA
 Rossocorsa - Pellin Racing 488 Challenge

1	9:16.729	7:47.122	46.168	43.439	109.2	9:16.729
2	2:04.530	38.645	42.438	43.447	224.6	11:21.259
3	2:04.468	38.320	43.047	43.101	221.4	13:25.727
4	2:03.199	37.965	41.927	43.307	225.6	15:28.926
5	2:04.385	37.926	42.626	43.833	227.4	17:33.311
6	2:03.830	38.197	42.274	43.359	218.8	19:37.141
7	2:18.357 B	39.063	42.554	56.740	202.1	21:55.498
8	5:51.244	4:24.015	43.596	43.633	137.4	27:46.742
9	2:04.255	37.433	42.458	44.364	238.4	29:50.997
10	2:19.349 B	38.872	42.661	57.816	204.4	32:10.346
11	4:05.021	2:31.185	48.319	45.517	126.9	36:15.367



FERRARI CHALLENGE EUROPE

MONZA

Free Practice 2 Europe

Analysis

Lap	Time	Sector 1	Sector 2	Sector 3	T. Spd	Elapsed	Lap	Time	Sector 1	Sector 2	Sector 3	T. Spd	Elapsed
12	2:31.051 B	37.536	40.552	1:12.963	242.1	38:46.418	17	1:57.828	35.794	40.898	41.136	256.4	46:32.447
13	5:25.451	3:56.739	45.778	42.934	128.5	44:11.869							
14	1:58.574	36.991	41.474	40.109	238.9	46:10.443							

173 **Corinna GOSTNER** ITA
Ineco - MP Racing 488 Challenge

1	3:33.420	1:52.155	49.905	51.360	122.8	3:33.420
2	2:12.064	42.789	43.371	45.904	185.8	5:45.484
3	2:04.847	39.152	42.324	43.371	207.9	7:50.331
4	2:03.559	38.509	42.334	42.716	207.5	9:53.890
5	2:03.300	37.726	42.336	43.238	232.8	11:57.190
6	2:02.937	38.168	41.722	43.047	213.6	14:00.127
7	2:21.507 B	39.038	43.485	58.984	209.9	16:21.634
8	5:11.423	3:44.574	43.558	43.291	134.2	21:33.057
9	2:02.064	37.869	41.400	42.795	232.8	23:35.121
10	2:02.754	38.256	41.131	43.367	208.7	25:37.875
11	2:03.167	38.643	41.338	43.186	221.0	27:41.042
12	2:02.458	37.859	41.585	43.014	205.9	29:43.500
13	2:01.700	37.293	41.272	43.135	248.8	31:45.200
14	2:16.942 B	39.081	43.856	54.005	192.1	34:02.142
15	4:18.530 B	2:30.519	48.505	59.506	100.7	38:20.672
16	5:50.054	4:21.815	44.510	43.729	108.3	44:10.726
17	2:02.983	37.828	43.459	41.696	218.8	46:13.709

177 **Fons SCHELTEMA** NLD
Kessel Racing 488 Challenge

1	5:10.620	3:22.321	54.719	53.580	91.7	5:10.620
2	2:24.013	48.409	49.563	46.041	150.0	7:34.633
3	2:09.094	39.833	43.822	45.439	197.3	9:43.727
4	2:05.912	40.027	42.267	43.618	191.1	11:49.639
5	2:03.045	37.629	42.195	43.221	247.1	13:52.684
6	2:03.642	38.107	41.954	43.581	221.0	15:56.326
7	2:24.737 B	41.613	43.175	59.949	190.4	18:21.063
8	7:58.896	6:29.159	44.090	45.647	95.7	26:19.959
9	2:02.005	37.479	41.391	43.135	228.4	28:21.964
10	2:03.034	38.124	41.843	43.067	220.1	30:24.998
11	2:01.555	37.169	41.618	42.768	252.8	32:26.553
12	2:21.414 B	40.167	44.600	56.647	186.2	34:47.967

183 **Manuela GOSTNER** ITA
Ineco - MP Racing 488 Challenge

1	3:40.397	2:03.782	48.744	47.871	122.4	3:40.397
2	2:04.538	39.883	41.951	42.704	189.7	5:44.935
3	2:03.200	38.543	41.261	43.396	228.4	7:48.135
4	2:02.634	37.515	41.503	43.616	243.2	9:50.769
5	2:06.019	39.030	43.003	43.986	221.4	11:56.788
6	2:02.309	37.478	41.803	43.028	233.8	13:59.097
7	2:26.920 B	41.547	48.755	56.618	220.5	16:26.017
8	5:28.821	3:55.578	50.385	42.858	93.8	21:54.838
9	2:00.943	37.218	40.851	42.874	247.1	23:55.781
10	2:12.797	38.015	46.092	48.690	258.2	26:08.578
11	2:00.485	36.879	40.909	42.697	252.8	28:09.063
12	2:21.532 B	42.012	42.550	56.970	257.6	30:30.595
13	4:45.844	3:13.316	47.201	45.327	96.4	35:16.439
14	2:01.895	38.974	41.135	41.786	234.3	37:18.334
15	2:33.668 B	38.868	48.484	1:06.316	240.5	39:52.002
16	4:42.617	3:12.431	46.234	43.952	151.0	44:34.619

186 **Agata SMOLKA** POL
Rossocorsa 488 Challenge

1	3:46.508	2:06.699	50.160	49.649	131.0	3:46.508
2	2:14.621	42.200	45.768	46.653	197.3	6:01.129
3	2:12.624	40.955	44.524	47.145	181.5	8:13.753
4	2:09.868	40.098	44.319	45.451	197.3	10:23.621
5	2:10.691	39.625	43.778	47.288	205.1	12:34.312
6	2:07.256	39.140	43.367	44.749	229.4	14:41.568
7	2:15.152 B	38.812	43.385	52.955	217.0	16:56.720
8	5:20.554	3:51.775	43.267	45.512	137.6	22:17.274
9	2:05.359	38.059	43.121	44.179	234.8	24:22.633
10	2:04.417	37.612	42.752	44.053	239.5	26:27.050
11	2:04.479	38.028	42.635	43.816	230.3	28:31.529
12	2:21.385 B	42.980	43.107	55.298	167.8	30:52.914
13	5:06.006	3:17.935	54.275	53.796	148.1	35:58.920
14	2:41.345 B	44.806	46.890	1:09.649	175.4	38:40.265

198 **Eric CHEUNG** CAN
Formula Racing 488 Challenge

1	2:52.688	1:10.027	50.003	52.658	153.3	2:52.688
2	2:15.644	41.522	47.508	46.614	182.4	5:08.332
3	2:15.946	43.427	43.933	48.586	208.7	7:24.278
4	2:15.365	39.501	43.331	52.533	199.9	9:39.643
5	2:14.617	48.882	42.677	43.058	148.9	11:54.260
6	2:02.228	37.524	42.067	42.637	251.1	13:56.488
7	2:02.214	37.871	41.658	42.685	251.7	15:58.702
8	2:24.273 B	41.119	43.244	59.910	172.3	18:22.975
9	4:48.204	3:24.047	41.350	42.807	191.7	23:11.179
10	2:01.080	37.485	41.036	42.559	251.1	25:12.259
11	2:04.507	40.556	41.202	42.749	261.3	27:16.766
12	2:01.409	37.561	41.232	42.616	243.8	29:18.175
13	2:13.453 B	39.914	42.386	51.153	213.2	31:31.628
14	4:38.326	3:10.420	43.937	43.969	173.4	36:09.954
15	2:27.575 B	37.480	41.352	1:08.743	231.3	38:37.529
16	6:01.843	4:39.129	41.100	41.614	157.3	44:39.372
17	1:57.319	36.404	39.986	40.929	242.7	46:36.691

199 **Ingvar MATSSON** SWE
Scuderia Autoropa 488 Challenge

1	2:48.145	1:12.425	49.259	46.461	132.3	2:48.145
2	2:05.420	39.096	43.234	43.090	203.2	4:53.565
3	2:05.180	38.875	41.813	44.492	212.3	6:58.745
4	2:04.209	38.896	42.909	42.404	191.1	9:02.954
5	2:03.624	38.748	41.622	43.254	201.3	11:06.578
6	2:04.687	38.524	42.357	43.806	197.3	13:11.265
7	2:03.572	38.274	41.815	43.483	220.5	15:14.837
8	2:03.282	38.290	41.215	43.777	221.4	17:18.119
9	2:25.279 B	39.632	45.601	1:00.046	176.5	19:43.398
10	8:07.465	6:34.717	47.281	45.467	124.8	27:50.863
11	2:04.852	40.601	41.620	42.631	177.4	29:55.715
12	2:00.723	38.692	40.063	41.968	204.7	31:56.438
13	1:57.086	36.613	39.307	41.166	230.3	33:53.524
14	1:59.400	37.210	41.043	41.147	234.8	35:52.924
15	1:56.447	36.651	39.500	40.296	241.6	37:49.371
16	3:32.566 B	54.869	1:09.922	1:27.775	136.8	41:21.937