

FERRARI CHALLENGE EUROPE


MONZA

Free Practice 1

Analysis

■ Personal Best
 ■ Session Best
 ■ B Crossing the finish line in pit lane

Lap	Time	Sector 1	Sector 2	Sector 3	T. Spd	Elapsed	Lap	Time	Sector 1	Sector 2	Sector 3	T. Spd	Elapsed	
2	David FUMANELLI ITA							4	2:13.786	44.255	45.217	44.314	161.8	9:50.706
	Rosscorsa 488 Challenge							5	2:10.877	42.350	44.144	44.383	151.8	12:01.583
1	17:11.922 B	...	1:09.742	1:12.973	99.7	17:11.922		6	2:17.505 B	39.523	43.073	54.909	181.8	14:19.088
2	8:04.417	6:04.185	58.103	1:02.129	100.2	25:16.339		7	10:38.785	9:07.900	45.951	44.934	110.5	24:57.873
3	2:29.275	46.389	52.636	50.250	158.0	27:45.614		8	2:13.106	43.127	44.948	45.031	152.7	27:10.979
4	2:08.392	39.729	43.930	44.733	197.0	29:54.006		9	2:08.584	40.600	43.774	44.210	167.0	29:19.563
5	2:08.185	39.601	43.973	44.611	189.7	32:02.191		10	2:05.263	38.377	43.053	43.833	205.9	31:24.826
6	2:17.493 B	39.896	43.395	54.202	195.5	34:19.684		11	2:05.447	38.321	43.752	43.374	198.0	33:30.273
7	3:43.637	2:17.086	42.645	43.906	187.1	38:03.321		12	2:04.739	38.487	42.867	43.385	193.5	35:35.012
8	2:03.014	37.516	42.384	43.114	216.6	40:06.335		13	2:04.472	38.375	42.628	43.469	199.1	37:39.484
9	2:04.186	38.870	42.079	43.237	202.8	42:10.521		14	2:15.536 B	38.143	42.530	54.863	194.1	39:55.020
10	2:04.197	37.130	43.208	43.859	227.0	44:14.718								
11	2:03.060	37.649	41.957	43.454	244.9	46:17.778								
9	Nicklas NIELSEN DNK							27	Alessandro VEZZONI ITA					
	Formula Racing 488 Challenge								Rosscorsa - Pellin Racing 488 Challenge					
1	3:40.422	2:06.391	46.741	47.290	125.4	3:40.422	1	24:43.183	...	51.412	49.813	118.8	24:43.183	
2	2:18.416	42.899	47.589	47.928	168.3	5:58.838	2	2:18.885	44.342	47.244	47.299	170.1	27:02.068	
3	2:09.301	40.879	43.726	44.696	178.8	8:08.139	3	2:09.774	41.193	44.007	44.574	207.1	29:11.842	
4	2:09.973	41.712	43.384	44.877	167.0	10:18.112	4	2:07.591	39.741	43.502	44.348	203.6	31:19.433	
5	2:06.861	40.125	42.666	44.070	199.9	12:24.973	5	2:08.944	40.530	44.511	43.903	235.8	33:28.377	
6	2:38.676 B	41.902	45.483	1:11.291	192.8	15:03.649	6	2:05.867	39.013	43.090	43.764	209.1	35:34.244	
7	10:54.542	9:10.277	55.538	48.727	124.0	25:58.191	7	2:04.413	38.240	42.710	43.463	209.9	37:38.657	
8	2:05.927	38.084	42.778	45.065	212.3	28:04.118	8	2:06.270	38.018	42.640	45.612	213.2	39:44.927	
9	2:06.120	38.695	42.618	44.807	211.1	30:10.238	9	2:06.783	39.367	43.695	43.721	216.6	41:51.710	
10	2:03.544	38.040	42.076	43.428	221.4	32:13.782	10	2:04.677	38.629	42.524	43.524	214.9	43:56.387	
11	2:17.452 B	37.449	42.539	57.464	231.8	34:31.234	11	2:03.911	37.735	42.595	43.581	237.9	46:00.298	
12	3:41.482	2:14.500	43.752	43.230	152.5	38:12.716								
13	2:01.903	37.654	41.630	42.619	207.1	40:14.619								
14	2:01.602	37.167	41.860	42.575	222.3	42:16.221								
15	2:01.716	37.064	41.659	42.993	228.9	44:17.937								
13	Martin NELSON SWE							44	Jens LIEBHAUSER DEU					
	Scuderia Autoropa 488 Challenge								Formula Racing 488 Challenge					
1	3:02.426	1:17.380	54.440	50.606	106.9	3:02.426	1	2:43.371	1:02.836	50.568	49.967	141.0	2:43.371	
2	2:24.017	45.194	47.720	51.103	182.1	5:26.443	2	2:20.389	47.264	46.369	46.756	139.7	5:03.760	
3	2:20.197	44.152	48.335	47.710	181.2	7:46.640	3	2:12.265	41.266	45.305	45.694	190.1	7:16.025	
4	2:16.344	42.604	45.892	47.848	175.9	10:02.984	4	2:17.091	42.471	48.983	45.637	218.3	9:33.116	
5	2:15.145	42.669	45.664	46.812	202.1	12:18.129	5	2:07.941	38.303	45.530	44.108	230.3	11:41.057	
6	2:35.503 B	42.941	46.110	1:06.452	177.4	14:53.632	6	2:10.541	41.157	44.218	45.166	176.5	13:51.598	
7	10:03.598	8:28.853	46.695	48.050	95.4	24:57.230	7	2:49.319 B	45.341	52.646	1:11.332	150.4	16:40.917	
8	2:14.783	43.169	45.280	46.334	151.4	27:12.013	8	8:04.896	6:29.814	49.991	45.091	120.5	24:45.813	
9	2:12.822	40.628	45.583	46.611	185.5	29:24.835	9	2:07.740	40.115	43.894	43.731	176.2	26:53.553	
10	2:11.356	40.450	45.603	45.303	189.1	31:36.191	10	2:07.260	38.770	43.622	44.868	194.5	29:00.813	
11	2:07.863	39.260	44.079	44.524	219.2	33:44.054	11	2:04.075	37.880	42.828	43.367	211.9	31:04.888	
12	2:06.229	38.363	43.472	44.394	232.8	35:50.283	12	2:03.342	37.692	42.682	42.968	221.4	33:08.230	
13	2:07.366	39.126	43.697	44.543	238.4	37:57.649	13	2:03.360	37.622	42.699	43.039	234.8	35:11.590	
14	2:07.904	39.130	43.461	45.313	233.8	40:05.553	14	2:08.345	40.681	43.338	44.326	181.8	37:19.935	
15	2:08.950	40.240	44.139	44.571	214.4	42:14.503	15	2:15.107 B	37.320	43.038	54.749	235.8	39:35.042	
16	2:08.074	39.112	44.294	44.668	216.6	44:22.577	16	3:44.615	2:08.437	51.637	44.541	175.1	43:19.657	
							17	2:08.996	38.282	44.590	46.124	246.0	45:28.653	
16	Sean HUDSPETH SGP							45	Christian OVERGAARD DNK					
	Formula Racing 488 Challenge								Baron Motorsport 488 Challenge					
1	3:06.951	1:26.235	52.079	48.637	101.8	3:06.951	1	3:33.323	1:50.845	50.895	51.583	121.2	3:33.323	
2	2:18.923	43.276	47.122	48.525	156.9	5:25.874	2	2:29.839	49.070	50.881	49.888	155.3	6:03.162	
3	2:11.046	40.568	45.015	45.463	182.7	7:36.920	3	2:19.208	45.548	46.306	47.354	169.6	8:22.370	
							4	2:16.240	43.007	46.081	47.152	186.5	10:38.610	
							5	2:14.382	41.770	45.801	46.811	198.0	12:52.992	
							6	2:45.232 B	42.030	56.870	1:06.332	178.5	15:38.224	
							7	9:49.909	8:16.574	46.054	47.281	113.6	25:28.133	
							8	2:13.332	41.951	45.321	46.060	179.7	27:41.465	
							9	2:10.193	40.343	44.572	45.278	199.1	29:51.658	



FERRARI CHALLENGE EUROPE

MONZA

Free Practice 1

Analysis

■ Personal Best
 ■ Session Best
 ■ Crossing the finish line in pit lane

Lap	Time	Sector 1	Sector 2	Sector 3	T. Spd	Elapsed	Lap	Time	Sector 1	Sector 2	Sector 3	T. Spd	Elapsed
10	2:11.467	41.245	44.294	45.928	176.2	32:03.125	7	2:04.922	38.297	42.701	43.924	191.7	29:08.426
11	2:25.552 B	43.684	45.778	56.090	161.3	34:28.677	8	2:03.931	37.541	42.079	44.311	225.1	31:12.357
12	5:20.732	3:39.707	54.784	46.241	119.1	39:49.409	9	2:10.376 B	37.148	42.300	50.928	236.9	33:22.733
13	2:10.151	40.067	44.865	45.219	191.7	41:59.560	10	3:00.306	1:33.448	43.307	43.551	188.7	36:23.039
14	2:08.117	38.915	43.861	45.341	221.9	44:07.677	11	2:02.096	37.500	42.005	42.591	219.6	38:25.135
15	2:09.227	38.213	45.916	45.098	240.0	46:16.904	12	2:02.561	37.238	41.713	43.610	237.9	40:27.696

61 John DHILLON GBR
 Formula Racing 488 Challenge

1	9:42.431	7:53.402	55.437	53.592	122.4	9:42.431
2	2:34.425	47.828	56.728	49.869	160.4	12:16.856
3	2:40.292 B	45.702	49.312	1:05.278	182.7	14:57.148
4	10:45.953	9:07.437	50.546	47.970	131.8	25:43.101
5	2:15.236	42.771	46.409	46.056	197.7	27:58.337
6	2:13.691	40.934	46.072	46.685	201.0	30:12.028
7	2:12.980	42.629	44.901	45.450	175.6	32:25.008
8	2:09.371	40.036	44.328	45.007	191.1	34:34.379
9	2:09.834	39.705	44.717	45.412	196.2	36:44.213
10	2:06.727	38.556	43.918	44.253	238.9	38:50.940
11	2:09.841	39.288	45.012	45.541	205.5	41:00.781
12	2:11.755	41.107	45.065	45.583	176.8	43:12.536
13	2:06.958	38.593	43.775	44.590	206.7	45:19.494

80 Louis PRETTE ITA
 Formula Racing 488 Challenge

1	2:57.554	1:18.387	51.269	47.898	98.5	2:57.554
2	2:13.853	42.453	45.525	45.875	182.4	5:11.407
3	2:22.334 B	39.345	44.430	58.559	197.0	7:33.741
4	2:49.994	1:18.906	45.058	46.030	161.3	10:23.735
5	2:06.439	39.013	43.267	44.159	202.8	12:30.174
6	10:55.947 B	41.177	6:50.198	3:24.572	166.5	23:26.121

81 Fabienne WOHLWEND LIE
 Octane 126 488 Challenge

1	9:34.359	7:54.114	52.267	47.978	126.6	9:34.359
2	2:13.854	41.477	46.318	46.059	184.0	11:48.213
3	2:10.317	40.420	45.210	44.687	197.3	13:58.530
4	3:15.147 B	52.024	1:09.231	1:13.892	175.1	17:13.677
5	7:42.633	6:09.426	46.301	46.906	82.1	24:56.310
6	2:13.177	42.672	45.053	45.452	160.8	27:09.487
7	2:06.109	39.466	43.261	43.382	205.5	29:15.596
8	2:06.440	40.542	42.694	43.204	208.7	31:22.036
9	2:04.293	38.040	43.491	42.762	214.9	33:26.329
10	2:19.521 B	40.258	42.630	56.633	227.0	35:45.850
11	3:02.665	1:30.289	47.301	45.075	123.3	38:48.515
12	2:06.446	40.338	42.703	43.405	192.4	40:54.961
13	2:06.864	40.767	42.738	43.359	180.9	43:01.825
14	2:05.743	39.936	42.603	43.204	218.8	45:07.568

84 Bjorn GROSSMANN DEU
 Octane 126 488 Challenge

1	9:25.017	7:51.895	46.756	46.366	97.1	9:25.017
2	2:10.892	39.976	44.650	46.266	191.1	11:35.909
3	2:07.995	40.754	43.231	44.010	172.3	13:43.904
4	2:37.754 B	42.328	52.907	1:02.519	202.8	16:21.658
5	8:32.469	6:59.696	45.950	46.823	90.4	24:54.127
6	2:09.377	40.094	44.668	44.615	183.3	27:03.504

85 Vicente POTOLICCHIO VEN
 Rossocorsa 488 Challenge

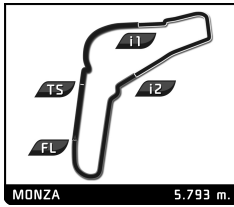
1	3:15.185	1:17.432	1:05.692	52.061	84.2	3:15.185
2	2:15.345	42.478	46.303	46.564	185.8	5:30.530
3	2:10.318	40.941	45.015	44.362	156.7	7:40.848
4	2:07.718	39.666	43.715	44.337	232.8	9:48.566
5	2:25.372 B	43.246	44.098	58.028	179.1	12:13.938
6	13:11.972	...	47.624	47.779	118.9	25:25.910
7	2:13.157	39.488	44.856	48.813	190.1	27:39.067
8	2:07.582	39.171	43.904	44.507	193.5	29:46.649
9	2:06.103	38.337	43.735	44.031	204.0	31:52.752
10	2:05.450	38.100	43.781	43.569	213.2	33:58.202
11	2:05.349	38.479	43.220	43.650	231.8	36:03.551
12	2:04.803	37.890	43.164	43.749	215.7	38:08.354
13	2:04.963	37.492	43.441	44.030	233.8	40:13.317
14	2:24.634 B	37.603	45.138	1:01.893	241.1	42:37.951

90 Jack BROWN GBR
 Ferrari GB 488 Challenge

1	3:16.948	1:36.725	50.936	49.287	137.6	3:16.948
2	2:15.774	43.994	45.534	46.246	152.9	5:32.722
3	2:12.520	42.683	44.509	45.328	170.9	7:45.242
4	2:13.192	41.782	44.735	46.675	166.7	9:58.434
5	2:12.335	40.777	46.122	45.436	170.9	12:10.769
6	2:18.795 B	39.565	43.735	55.495	187.4	14:29.564
7	10:01.378	8:31.422	45.046	44.910	118.7	24:30.942
8	2:07.832	39.591	43.609	44.632	196.6	26:38.774
9	2:05.761	38.634	42.997	44.130	213.2	28:44.535
10	2:04.698	38.454	42.769	43.475	214.0	30:49.233
11	2:06.661	38.999	43.714	43.948	193.5	32:55.894
12	2:07.754	40.363	43.757	43.634	173.7	35:03.648
13	2:04.849	38.501	42.618	43.730	219.2	37:08.497
14	2:06.849	38.741	43.089	45.019	230.3	39:15.346
15	2:05.058	38.183	42.752	44.123	221.9	41:20.404
16	2:04.969	38.215	42.756	43.998	217.4	43:25.373
17	2:33.136 B	40.363	44.372	1:08.401	202.1	45:58.509

92 Sam SMEETH GBR
 Ferrari GB 488 Challenge

1	3:05.946	1:25.375	51.290	49.281	117.5	3:05.946
2	2:19.293	43.606	46.734	48.953	163.2	5:25.239
3	2:12.095	40.644	45.222	46.229	195.5	7:37.334
4	2:17.181	44.521	47.192	45.468	163.0	9:54.515
5	2:12.608	41.069	45.615	45.924	186.2	12:07.123
6	2:09.946	41.207	44.150	44.589	163.5	14:17.069
7	3:18.446 B	48.935	1:05.491	1:24.020	137.1	17:35.515
8	7:28.969	5:53.880	47.376	47.713	166.7	25:04.484



FERRARI CHALLENGE EUROPE

MONZA

Free Practice 1

Analysis

■ Personal Best ■ Session Best ■ B Crossing the finish line in pit lane

Lap	Time	Sector 1	Sector 2	Sector 3	T. Spd	Elapsed	Lap	Time	Sector 1	Sector 2	Sector 3	T. Spd	Elapsed
9	2:08.920	39.612	44.282	45.026	197.0	27:13.404	1	2:55.592	1:15.777	49.937	49.878	104.8	2:55.592
10	2:09.969	39.975	44.773	45.221	176.5	29:23.373	2	2:17.684	43.810	47.114	46.760	185.5	5:13.276
11	2:05.884	38.837	43.579	43.468	201.0	31:29.257	3	2:19.188	45.476	45.852	47.860	177.1	7:32.464
12	2:04.832	38.142	43.423	43.267	213.6	33:34.089	4	2:13.085	40.859	45.530	46.696	187.1	9:45.549
13	2:04.193	37.843	42.961	43.389	214.9	35:38.282	5	2:12.780	40.628	45.544	46.608	199.5	11:58.329
14	2:02.914	37.454	42.639	42.821	216.6	37:41.196	6	2:10.242	39.426	44.720	46.096	207.1	14:08.571
15	2:05.821	37.917	42.923	44.981	213.6	39:47.017	7	3:23.091 B	56.919	1:04.379	1:21.793	118.2	17:31.662
16	2:05.490	38.712	43.182	43.596	192.4	41:52.507	8	7:10.981	5:38.720	46.260	46.001	119.2	24:42.643
17	2:08.555	38.781	43.302	46.472	194.5	44:01.062	9	2:10.456	40.132	44.647	45.677	183.0	26:53.099
18	2:06.285	37.300	44.215	44.770	238.4	46:07.347	10	2:08.552	40.101	43.915	44.536	180.6	29:01.651

93 Chris FROGGATT		GBR				
Ferrari GB		488 Challenge				
1	13:01.490	...	51.188	50.523	122.8	13:01.490
2	2:50.379 B	44.003	55.298	1:11.078	192.1	15:51.869
3	8:57.764	7:17.800	50.905	49.059	107.0	24:49.633
4	2:18.974	44.261	48.046	46.667	160.8	27:08.607
5	2:13.345	40.315	45.886	47.144	220.1	29:21.952
6	2:10.734	40.622	44.678	45.434	195.9	31:32.686
7	2:07.726	39.350	43.986	44.390	211.9	33:40.412
8	2:16.633 B	39.040	43.639	53.954	214.9	35:57.045
9	3:58.342	2:28.123	44.499	45.720	119.9	39:55.387
10	2:10.923	40.731	43.785	46.407	163.0	42:06.310
11	2:09.718	38.659	44.646	46.413	212.8	44:16.028
12	2:16.136	41.613	50.157	44.366	175.9	46:32.164

97 Tommaso ROCCA		ITA				
Rossocorsa		488 Challenge				
1	15:47.391 B	...	1:03.276	1:11.959	84.9	15:47.391
2	9:24.736	7:37.067	53.533	54.136	94.0	25:12.127
3	2:21.177	46.388	47.247	47.542	154.0	27:33.304
4	2:13.890	41.769	45.234	46.887	176.2	29:47.194
5	2:14.608	42.636	45.212	46.760	170.1	32:01.802
6	2:24.875 B	44.536	45.218	55.121	154.7	34:26.677
7	4:19.951	2:48.040	45.699	46.212	129.1	38:46.628
8	2:13.909	42.773	44.908	46.228	169.3	41:00.537
9	2:12.050	40.924	45.085	46.041	188.7	43:12.587


102 Claudio SCHIAVONI		ITA				
Kessel Racing		488 Challenge				
1	7:33.048	5:37.397	51.565	1:04.086	125.0	7:33.048
2	2:28.139	47.470	50.600	50.069	176.5	10:01.187
3	2:23.569	44.456	50.578	48.535	202.5	12:24.756
4	2:55.870 B	46.921	49.031	1:19.918	148.5	15:20.626
5	9:34.010	7:49.679	53.212	51.119	115.5	24:54.636
6	2:24.530	47.389	48.674	48.467	136.4	27:19.166
7	2:22.461	44.962	48.529	48.970	227.0	29:41.627
8	2:17.382	42.424	47.636	47.322	204.4	31:59.009
9	2:16.276	43.039	46.483	46.754	169.9	34:15.285
10	2:14.450	41.825	46.068	46.557	196.6	36:29.735
11	2:12.336	40.365	45.094	46.877	203.6	38:42.071
12	2:12.299	40.531	45.148	46.620	224.2	40:54.370
13	2:14.123	41.683	45.324	47.116	209.9	43:08.493
14	2:11.925	39.728	45.519	46.678	218.3	45:20.418

109 Ernst KIRCHMAYR		AUT				
Baron Motorsport		488 Challenge				
1	7:33.048	5:37.397	51.565	1:04.086	125.0	7:33.048
2	2:28.139	47.470	50.600	50.069	176.5	10:01.187
3	2:23.569	44.456	50.578	48.535	202.5	12:24.756
4	2:55.870 B	46.921	49.031	1:19.918	148.5	15:20.626
5	9:34.010	7:49.679	53.212	51.119	115.5	24:54.636
6	2:24.530	47.389	48.674	48.467	136.4	27:19.166
7	2:22.461	44.962	48.529	48.970	227.0	29:41.627
8	2:17.382	42.424	47.636	47.322	204.4	31:59.009
9	2:16.276	43.039	46.483	46.754	169.9	34:15.285
10	2:14.450	41.825	46.068	46.557	196.6	36:29.735
11	2:12.336	40.365	45.094	46.877	203.6	38:42.071
12	2:12.299	40.531	45.148	46.620	224.2	40:54.370
13	2:14.123	41.683	45.324	47.116	209.9	43:08.493
14	2:11.925	39.728	45.519	46.678	218.3	45:20.418

112 Rick LOVAT		CAN				
Octane 126		488 Challenge				
1	10:17.282	8:30.757	52.740	53.785	108.2	10:17.282
2	2:44.739 B	50.800	52.056	1:01.883	140.6	13:02.021
3	13:53.070 B	...	50.023	1:00.649	127.8	26:55.091

117 Dusan PALCR		CZE				
Scuderia Praha		488 Challenge				
1	6:30.339	4:39.324	55.824	55.191	127.2	6:30.339
2	2:41.699	50.698	57.321	53.680	156.9	9:12.038
3	2:30.215	48.436	51.168	50.611	130.5	11:42.253
4	2:24.259	46.628	48.789	48.842	168.0	14:06.512
5	3:22.147 B	57.354	1:04.421	1:20.372	117.4	17:28.659
6	8:42.501	7:01.621	49.110	51.770	151.0	26:11.160
7	2:17.318	44.048	46.180	47.090	174.5	28:28.478
8	2:15.047	41.813	45.886	47.348	182.7	30:43.525
9	2:13.031	41.128	44.991	46.912	184.9	32:56.556
10	2:13.377	41.800	45.139	46.438	159.6	35:09.933
11	2:12.865	41.029	44.864	46.972	187.1	37:22.798
12	2:09.076	39.517	44.356	45.203	211.5	39:31.874
13	2:09.296	40.412	43.696	45.188	206.3	41:41.170
14	2:08.267	38.920	44.442	44.905	224.2	43:49.437
15	2:07.753	38.930	43.999	44.824	223.7	45:57.190

120 Guy FAWE		BEL				
Scuderia FMA		488 Challenge				
1	4:48.361	3:04.602	51.483	52.276	137.4	4:48.361
2	2:23.542	45.055	49.287	49.200	182.4	7:11.903
3	2:28.679	44.544	53.595	50.540	197.0	9:40.582
4	2:24.954	43.684	47.537	53.733	193.8	12:05.536
5	2:33.544 B	43.570	47.511	1:02.463	182.4	14:39.080
6	11:05.177	9:27.924	49.357	47.896	156.7	25:44.257
7	2:16.844	43.500	45.838	47.506	180.0	28:01.101
8	2:13.210	41.960	44.738	46.512	181.2	30:14.311
9	2:15.557	43.761	45.986	45.810	143.6	32:29.868
10	2:10.640	40.862	44.354	45.424	220.1	34:40.508
11	2:09.692	39.664	44.287	45.741	217.0	36:50.200
12	2:09.491	39.490	44.641	45.360	220.5	38:59.691
13	2:15.075	45.239	44.815	45.021	242.7	41:14.766



FERRARI CHALLENGE EUROPE


MONZA

Free Practice 1

Analysis

■ Personal Best
 ■ Session Best
 ■ Crossing the finish line in pit lane

Lap	Time	Sector 1	Sector 2	Sector 3	T. Spd	Elapsed	Lap	Time	Sector 1	Sector 2	Sector 3	T. Spd	Elapsed
14	2:08.404	39.415	44.113	44.876	220.5	43:23.170	1	2:49.367	1:05.892	52.143	51.332	131.1	2:49.367
15	2:09.656	39.473	43.900	46.283	205.5	45:32.826	2	2:21.963	44.559	48.213	49.191	171.2	5:11.330
127 Tommy LINDROTH SWE Baron Motorsport 488 Challenge							144 Vladimir HLADIK CZE Baron Motorsport 488 Challenge						
1	3:30.331	1:27.958	1:03.145	59.228	97.2	3:30.331	1	3:16.167	1:22.876	58.938	54.353	103.1	3:16.167
2	2:36.837	50.364	54.069	52.404	154.0	6:07.168	2	2:29.744	49.513	50.378	49.853	140.3	5:45.911
3	2:26.152	47.429	48.952	49.771	153.3	8:33.320	3	2:21.692	46.304	47.304	48.084	158.7	8:07.603
4	2:20.736	44.319	47.360	49.057	173.7	10:54.056	4	2:18.148	43.021	46.703	48.424	171.2	10:25.751
5	2:15.597	41.707	46.081	47.809	196.6	13:09.653	5	2:17.602	43.452	46.872	47.278	162.5	12:43.353
6	2:47.322 B	41.080	52.900	1:13.342	209.9	15:56.975	6	2:49.777 B	42.769	45.851	1:21.157	162.0	15:33.130
7	9:17.962	7:34.153	50.358	53.451	102.2	25:14.937	7	9:22.082	7:44.834	48.985	48.263	103.0	24:55.212
8	2:19.014	45.574	46.289	47.151	153.6	27:33.951	8	2:14.757	42.152	45.940	46.665	158.9	27:09.969
9	2:17.294	44.494	46.396	46.404	159.6	29:51.245	9	2:13.368	41.695	45.609	46.064	180.0	29:23.337
10	2:16.827	45.633	45.445	45.749	186.2	32:08.072	10	2:14.601	41.733	46.578	46.290	177.1	31:37.938
11	2:12.898	40.460	44.907	47.531	204.4	34:20.970	11	2:11.943	40.596	45.412	45.935	192.1	33:49.881
12	2:10.025	40.292	44.448	45.285	215.3	36:30.995	12	2:10.437	40.242	44.766	45.429	214.0	36:00.318
13	2:11.530	41.010	44.213	46.307	171.2	38:42.525	13	2:11.181	40.546	45.162	45.473	197.7	38:11.499
14	2:11.999	40.762	44.926	46.311	188.7	40:54.524	14	2:09.815	40.449	44.415	44.951	201.0	40:21.314
15	2:26.476 B	43.741	44.803	57.932	191.1	43:21.000	15	2:10.367	40.388	44.420	45.559	212.3	42:31.681
128 Christian KINCH SWE Gohm Motorsport BB 488 Challenge							145 Laurent DE MEEUS BEL Ferrari GB 488 Challenge						
1	5:30.591	3:43.085	51.489	56.017	76.6	5:30.591	1	5:59.953	3:50.392	1:05.616	1:03.945	93.0	5:59.953
2	2:25.234	49.917	47.771	47.546	136.6	7:55.825	2	2:40.235	53.979	54.279	51.977	136.1	8:40.188
3	2:16.781	43.022	46.322	47.437	170.7	10:12.606	3	2:27.205	47.953	49.681	49.571	172.0	11:07.393
4	2:16.839	41.638	47.545	47.656	192.4	12:29.445	4	2:57.599 B	53.045	55.202	1:09.352	136.6	14:04.992
5	2:56.630 B	43.774	48.048	1:24.808	173.4	15:26.075	5	11:30.560	9:52.553	49.260	48.747	119.5	25:35.552
6	9:26.724	7:47.103	51.527	48.094	122.4	24:52.799	6	2:17.305	43.598	46.768	46.939	195.9	27:52.857
7	2:22.858	42.616	52.314	47.928	180.6	27:15.657	7	2:13.791	42.497	45.615	45.679	193.8	30:06.648
8	2:13.238	42.031	45.335	45.872	173.7	29:28.895	8	2:14.503	42.082	45.835	46.586	192.1	32:21.151
9	2:11.253	40.971	44.722	45.560	183.6	31:40.148	9	2:12.372	41.392	45.311	45.669	204.4	34:33.523
10	2:10.247	40.020	44.796	45.431	186.8	33:50.395	10	2:10.527	40.165	44.658	45.704	209.5	36:44.050
11	2:10.306	40.604	44.602	45.100	201.7	36:00.701	11	2:25.520	44.402	50.382	50.736	185.5	39:09.570
12	2:16.395	45.242	45.787	45.366	172.0	38:17.096	12	2:10.659	40.693	44.731	45.235	204.4	41:20.229
13	2:07.891	39.131	44.327	44.433	224.2	40:24.987	13	2:13.280	41.837	45.470	45.973	189.7	43:33.509
14	2:17.781	46.521	45.752	45.508	175.9	42:42.768	14	2:09.143	40.089	44.403	44.651	207.1	45:42.652
15	2:15.495	39.066	46.534	49.895	214.0	44:58.263	161 Thomas GOSTNER ITA Ineco - MP Racing 488 Challenge						
16	2:07.316	39.477	43.772	44.067	226.0	47:05.579	1	9:07.405	7:19.333	55.192	52.880	117.2	9:07.405
133 Murat Ruhi CUHADAROGLU TUR Kessel Racing 488 Challenge													
1	11:26.412	9:33.296	59.007	54.109	68.9	11:26.412							
2	2:35.977	56.692	48.143	51.142	157.8	14:02.389							
3	3:16.631 B	54.100	1:07.927	1:14.604	157.8	17:19.020							
4	8:56.901	7:24.192	46.088	46.621	169.6	26:15.921							
5	2:13.380	41.887	45.975	45.518	195.5	28:29.301							
6	2:14.869	43.507	44.980	46.382	162.3	30:44.170							
7	2:14.019	41.512	44.911	47.596	172.3	32:58.189							
8	2:12.626	41.888	44.434	46.304	164.5	35:10.815							
9	2:20.434	50.185	44.555	45.694	135.9	37:31.249							
10	2:14.307	39.462	46.058	48.787	220.5	39:45.556							
11	2:09.238	40.519	44.320	44.399	222.3	41:54.794							
12	2:08.262	38.996	44.773	44.493	229.4	44:03.056							
136 Alexander NUSSBAUMER AUT Formula Racing 488 Challenge													



FERRARI CHALLENGE EUROPE


MONZA

Free Practice 1

Analysis

■ Personal Best
 ■ Session Best
 ■ Crossing the finish line in pit lane

Lap	Time	Sector 1	Sector 2	Sector 3	T. Spd	Elapsed	Lap	Time	Sector 1	Sector 2	Sector 3	T. Spd	Elapsed
162 Christophe HURNI CHE Team Zenith Sion - Lausanne 488 Challenge													
1	6:58.814	5:18.749	50.863	49.202	130.4	6:58.814							
2	2:16.175	42.412	46.523	47.240	177.4	9:14.989							
3	2:18.144	44.764	46.693	46.687	140.5	11:33.133							
4	2:14.725	42.099	46.401	46.225	191.7	13:47.858							
5	2:44.245 B	41.554	57.301	1:05.390	215.3	16:32.103							
6	9:59.924	8:27.822	45.921	46.181	165.0	26:32.027							
7	2:08.279	39.510	44.232	44.537	209.9	28:40.306							
8	2:07.215	39.194	43.321	44.700	206.7	30:47.521							
9	2:22.603	40.449	55.049	47.105	207.1	33:10.124							
10	2:07.618	39.194	43.648	44.776	199.5	35:17.742							
11	2:11.681	40.698	44.494	46.489	225.6	37:29.423							
12	2:12.224	40.255	45.475	46.494	199.5	39:41.647							
13	2:06.044	38.710	43.281	44.053	215.7	41:47.691							
171 Per FALHOLT DNK Formula Racing 488 Challenge													
1	6:26.647	4:33.624	56.473	56.550	110.0	6:26.647							
2	2:42.307	53.819	55.319	53.169	143.4	9:08.954							
3	2:30.580	49.589	50.012	50.979	128.7	11:39.534							
4	2:24.663	45.246	50.033	49.384	168.0	14:04.197							
5	3:18.162 B	56.742	1:05.153	1:16.267	116.8	17:22.359							
6	8:16.843	6:36.395	50.240	50.208	119.3	25:39.202							
7	2:27.616	50.139	48.726	48.751	217.9	28:06.818							
8	2:18.590	42.440	48.047	48.103	208.3	30:25.408							
9	2:19.854	41.229	48.264	50.361	222.3	32:45.262							
10	2:15.647	41.450	46.815	47.382	203.6	35:00.909							
11	2:52.131 B	44.953	53.259	1:13.919	187.4	37:53.040							
172 Giuseppe RAMELLI ITA Rosscorsa - Pellin Racing 488 Challenge													
1	25:02.913	...	57.630	56.106	108.6	25:02.913							
2	2:25.143	47.190	49.216	48.737	121.7	27:28.056							
3	2:15.185	42.587	45.892	46.706	170.1	29:43.241							
4	2:15.843	41.393	47.527	46.923	169.9	31:59.084							
5	2:12.925	41.001	44.873	47.051	192.1	34:12.009							
6	2:09.694	39.928	43.863	45.903	215.7	36:21.703							
7	2:08.047	38.848	44.482	44.717	233.8	38:29.750							
8	2:07.778	39.036	44.161	44.581	216.6	40:37.528							
9	2:06.315	38.388	43.219	44.708	225.1	42:43.843							
10	2:07.621	38.594	44.575	44.452	206.7	44:51.464							
11	2:06.069	38.552	43.648	43.869	224.6	46:57.533							
173 Corinna GOSTNER ITA Ineco - MP Racing 488 Challenge													
1	9:46.221	7:52.770	58.847	54.604	116.8	9:46.221							
2	2:32.037	50.178	51.439	50.420	165.2	12:18.258							
3	2:58.049 B	48.561	51.466	1:18.022	139.0	15:16.307							
4	10:31.806	8:47.481	54.278	50.047	134.6	25:48.113							
5	2:22.619	43.858	49.624	49.137	214.4	28:10.732							
6	2:16.106	42.122	46.901	47.083	192.8	30:26.838							
7	2:16.194	41.353	47.038	47.803	199.5	32:43.032							
8	2:11.424	40.454	45.375	45.595	214.9	34:54.456							
9	2:10.626	39.908	45.044	45.674	205.9	37:05.082							
10	2:12.999	42.428	45.303	45.268	218.8	39:18.081							
11	2:11.945	40.308	44.859	46.778	192.1	41:30.026							
12	2:08.961	40.565	43.767	44.629	194.1	43:38.987							
13	2:07.856	39.351	43.910	44.595	223.7	45:46.843							
177 Fons SCHELTEMA NLD Kessel Racing 488 Challenge													
1	12:09.852	...	1:01.256	59.633	53.3	12:09.852							
2	3:00.420 B	51.486	53.669	1:15.265	154.9	15:10.272							
3	10:54.867	9:11.538	51.764	51.565	127.9	26:05.139							
4	2:19.187	43.552	47.482	48.153	188.7	28:24.326							
5	2:14.731	41.615	46.108	47.008	194.5	30:39.057							
6	2:13.814	40.879	45.880	47.055	195.5	32:52.871							
7	2:15.497	41.978	46.224	47.295	196.6	35:08.368							
8	2:20.302	46.457	46.031	47.814	142.3	37:28.670							
9	2:23.077	40.684	46.954	55.439	204.4	39:51.747							
10	2:13.052	40.690	45.826	46.536	180.3	42:04.799							
11	2:10.428	39.493	44.834	46.101	212.3	44:15.227							
183 Manuela GOSTNER ITA Ineco - MP Racing 488 Challenge													
1	8:52.977	7:08.568	53.290	51.119	120.3	8:52.977							
2	2:23.279	44.447	49.211	49.621	194.8	11:16.256							
3	2:19.040	43.980	46.873	48.187	197.3	13:35.296							
4	2:44.319 B	45.487	56.898	1:01.934	204.0	16:19.615							
5	9:22.008	7:40.044	52.928	49.036	128.1	25:41.623							
6	2:15.397	42.244	46.080	47.073	196.2	27:57.020							
7	2:13.784	40.824	45.429	47.531	213.6	30:10.804							
8	2:12.234	40.920	44.831	46.483	208.7	32:23.038							
9	2:13.811	40.305	45.025	48.481	220.5	34:36.849							
10	2:15.517	39.601	45.989	49.927	217.9	36:52.366							
11	2:09.954	39.921	44.223	45.810	221.9	39:02.320							
12	2:11.468	42.126	44.064	45.278	227.4	41:13.788							
13	2:07.583	38.979	43.559	45.045	225.1	43:21.371							
14	2:14.037	38.531	45.363	50.143	230.8	45:35.408							
186 Agata SMOLKA POL Rosscorsa 488 Challenge													
1	17:16.030 B	...	1:08.179	1:14.511	107.1	17:16.030							
2	8:01.923	6:02.210	57.371	1:02.342	109.3	25:17.953							
3	2:30.321	47.403	51.352	51.566	155.5	27:48.274							
4	2:22.402	43.071	46.895	52.436	186.5	30:10.676							
5	2:24.200	46.582	49.415	48.203	143.8	32:34.876							
6	2:15.109	41.552	46.238	47.319	198.8	34:49.985							
7	2:14.379	41.365	45.571	47.443	189.7	37:04.364							



FERRARI CHALLENGE EUROPE

MONZA

Free Practice 1

Analysis

MONZA 5.793 m.

■ Personal Best ■ Session Best **B** Crossing the finish line in pit lane

Lap	Time	Sector 1	Sector 2	Sector 3	T. Spd	Elapsed	Lap	Time	Sector 1	Sector 2	Sector 3	T. Spd	Elapsed
8	2:12.872	40.286	44.957	47.629	217.0	39:17.236							
9	2:14.562	40.661	44.680	49.221	198.4	41:31.798							
10	2:14.302	43.152	44.836	46.314	162.0	43:46.100							
11	2:09.323	39.883	44.110	45.330	199.9	45:55.423							

198 Eric CHEUNG CAN
 Formula Racing 488 Challenge

1	3:19.632	1:29.648	57.174	52.810	108.4	3:19.632
2	2:26.797	47.283	50.280	49.234	149.8	5:46.429
3	2:19.553	44.517	45.922	49.114	152.3	8:05.982
4	2:11.822	40.554	45.082	46.186	221.0	10:17.804
5	2:16.853	45.445	46.013	45.395	235.3	12:34.657
6	2:55.276 B	40.680	46.632	1:27.964	202.5	15:29.933
7	10:29.733	8:46.078	54.531	49.124	130.5	25:59.666
8	2:08.596	39.039	44.290	45.267	220.5	28:08.262
9	2:09.584	40.715	43.950	44.919	195.9	30:17.846
10	2:12.192	40.723	45.966	45.503	190.4	32:30.038
11	2:08.047	40.465	43.027	44.555	222.8	34:38.085
12	2:08.277	38.751	44.403	45.123	211.1	36:46.362
13	2:07.427	39.839	43.267	44.321	187.4	38:53.789
14	2:07.652	38.786	43.869	44.997	240.0	41:01.441
15	2:22.642 B	42.329	46.678	53.635	183.0	43:24.083

199 Ingvar MATSSON SWE
 Scuderia Autoropa 488 Challenge

1	2:42.522	1:01.018	51.299	50.205	162.8	2:42.522
2	2:21.247	45.516	47.460	48.271	155.5	5:03.769
3	2:21.567	44.640	47.753	49.174	156.7	7:25.336
4	2:21.178	42.091	47.799	51.288	175.9	9:46.514
5	2:24.845	48.598	47.334	48.913	153.8	12:11.359
6	2:39.114 B	48.626	46.094	1:04.394	142.9	14:50.473
7	10:18.133	8:36.757	51.280	50.096	110.9	25:08.606
8	2:16.441	42.096	47.212	47.133	160.4	27:25.047
9	2:13.628	41.195	46.170	46.263	178.2	29:38.675
10	2:11.444	41.101	44.440	45.903	175.6	31:50.119
11	2:10.942	40.952	45.301	44.689	191.1	34:01.061
12	2:08.325	39.099	43.890	45.336	211.9	36:09.386
13	2:09.021	39.766	43.916	45.339	198.0	38:18.407
14	2:07.886	38.992	44.038	44.856	206.7	40:26.293
15	2:09.505	41.338	43.912	44.255	181.8	42:35.798
16	2:07.109	39.181	43.305	44.623	204.4	44:42.907
17	2:09.406	39.927	44.207	45.272	204.7	46:52.313