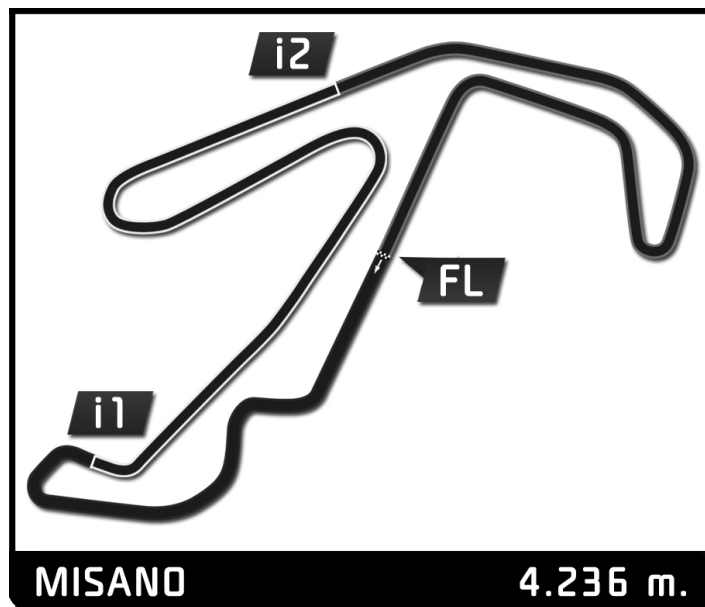


MISANO

TROFEO PIRELLI

Results Booklet





TROFEO PIRELLI MISANO Free Practice Classification

Nr.	Driver	Nat	Team	Car		Time	Lap Total	Gap	Kph
1	9 Niklas NIELSEN	DNK	Formula Racing	Ferrari 488 Challenge	P	1:36.175	8 11	-	- 158.2
2	2 David FUMANELLI	ITA	Rossocorsa	Ferrari 488 Challenge	P	1:36.905	13 18	+0.730	+0.730 157.0
3	60 Johnny LAURSEN	DNK	Formula Racing	Ferrari 488 Challenge	P	1:37.390	8 12	+1.215	+0.485 156.2
4	44 Jens LIEBHAUSER	DEU	Formula Racing	Ferrari 488 Challenge	P	1:37.481	17 18	+1.306	+0.091 156.1
5	84 Bjorn GROSSMANN	DEU	Octane 126	Ferrari 488 Challenge	P	1:37.495	13 19	+1.320	+0.014 156.0
6	93 Chris FROGGATT	GBR	Ferrari GB	Ferrari 488 Challenge	P-AM	1:37.576	8 9	+1.401	+0.081 155.9
7	27 Alessandro VEZZONI	ITA	Rossocorsa - Pellin Racing	Ferrari 488 Challenge	P	1:37.797	5 7	+1.622	+0.221 155.6
8	81 Fabienne WOHLWEND	LIE	Octane 126	Ferrari 488 Challenge	P-AM	1:38.956	7 20	+2.781	+1.159 153.7
9	97 Tommaso ROCCA	ITA	Rossocorsa	Ferrari 488 Challenge	P-AM	1:38.965	12 22	+2.790	+0.009 153.7
10	45 Christian OVERGAARD	DNK	Baron Motorsport	Ferrari 488 Challenge	P-AM	1:39.478	17 19	+3.303	+0.513 152.9
11	13 Martin NELSON	SWE	Scuderia Autoropa	Ferrari 488 Challenge	P-AM	1:39.539	11 17	+3.364	+0.061 152.8
12	61 John DHILLON	GBR	Formula Racing	Ferrari 488 Challenge	P-AM	1:39.809	13 17	+3.634	+0.270 152.4
13	39 John SAWBRIDGE	GBR	Ferrari GB	Ferrari 488 Challenge	P-AM	1:39.980	7 8	+3.805	+0.171 152.2


Fastest Lap	Lap 8	Niklas NIELSEN	1:36.175	158.2 Kph
--------------------	-------	----------------	-----------------	-----------

CARS #2 - 9 - 61 SOME LAPS DELETED DUE TO TRACK LIMITS

Published at:

Track Status: **DRY**

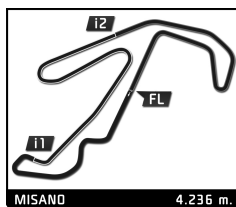
Race Director:	Timekeeper:
-----------------------	--------------------


**TROFEO PIRELLI
MISANO**

Free Practice

Best Sector Times

SECTOR 1			SECTOR 2		SECTOR 3						
Pos	Driver	Time	Driver	Time	Driver	Time	Pos	Driver	Ideal Lap	Best Lap	
1	9 N.NIELSEN	24.547	2 D.FUMANELLI	37.491	9 N.NIELSEN	34.021	1	9 N.NIELSEN	1:36.103	1:36.175	(1)
2	2 D.FUMANELLI	24.721	9 N.NIELSEN	37.535	2 D.FUMANELLI	34.401	2	2 D.FUMANELLI	1:36.613	1:36.905	(2)
3	93 C.FROGGATT	24.799	44 J.LIEBHAUSER	37.746	60 J.LAURSEN	34.431	3	44 J.LIEBHAUSER	1:37.159	1:37.481	(4)
4	44 J.LIEBHAUSER	24.957	84 B.GROSSMANN	37.854	84 B.GROSSMANN	34.439	4	60 J.LAURSEN	1:37.337	1:37.390	(3)
5	60 J.LAURSEN	24.971	60 J.LAURSEN	37.935	44 J.LIEBHAUSER	34.456	5	84 B.GROSSMANN	1:37.380	1:37.495	(5)
6	84 B.GROSSMANN	25.087	27 A.VEZZONI	38.007	27 A.VEZZONI	34.569	6	93 C.FROGGATT	1:37.576	1:37.576	(6)
7	97 T.ROCCA	25.198	93 C.FROGGATT	38.095	93 C.FROGGATT	34.682	7	27 A.VEZZONI	1:37.797	1:37.797	(7)
8	27 A.VEZZONI	25.221	45 C.OVERGAARD	38.269	81 F.WOHLWEND	35.146	8	97 T.ROCCA	1:38.720	1:38.965	(9)
9	81 F.WOHLWEND	25.320	61 J.DHILLON	38.311	13 M.NELSON	35.160	9	81 F.WOHLWEND	1:38.846	1:38.956	(8)
10	13 M.NELSON	25.447	97 T.ROCCA	38.338	45 C.OVERGAARD	35.170	10	45 C.OVERGAARD	1:39.057	1:39.478	(10)
11	45 C.OVERGAARD	25.618	81 F.WOHLWEND	38.380	97 T.ROCCA	35.184	11	13 M.NELSON	1:39.194	1:39.539	(11)
12	61 J.DHILLON	25.715	39 J.SAWBRIDGE	38.583	61 J.DHILLON	35.250	12	61 J.DHILLON	1:39.276	1:39.809	(12)
13	39 J.SAWBRIDGE	25.722	13 M.NELSON	38.587	39 J.SAWBRIDGE	35.548	13	39 J.SAWBRIDGE	1:39.853	1:39.980	(13)

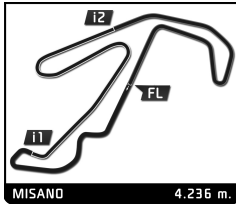


TROFEO PIRELLI MISANO

Free Practice

Best Top Speeds

Driver	Team		Top 1		Top 2		Top 3		Top 4		Top 5		Avg
			Kph	Lap	Kph	Lap	Kph	Lap	Kph	Lap	Kph	Lap	
61 John DHILLON	Formula Racing	P-AM	223.6	4	223.1	17	223.1	16	223.1	5	222.7	6	223,1
44 Jens LIEBHAUSER	Formula Racing	P	221.3	6	220.4	14	220.4	13	220.4	12	220.4	7	220,6
84 Bjorn GROSSMANN	Octane 126	P	220.4	11	220.4	13	220.4	14	220.0	18	220.0	12	220,2
27 Alessandro VEZZONI	Rossocorsa - Pellin Racing	P	220.0	3	219.5	4	219.5	5	218.6	2	216.4	6	218,8
2 David FUMANELLI	Rossocorsa	P	219.5	2	219.5	3	219.1	17	219.1	12	218.6	1	219,2
45 Christian OVERGAARD	Baron Motorsport	P-AM	219.1	18	219.1	17	218.6	19	218.6	2	218.6	8	218,8
13 Martin NELSON	Scuderia Autoropa	P-AM	218.6	6	218.2	3	218.2	16	218.2	15	217.7	2	218,2
60 Johnny LAURSEN	Formula Racing	P	218.6	2	217.3	12	217.3	5	217.3	8	216.9	4	217,5
39 John SAWBRIDGE	Ferrari GB	P-AM	218.2	3	218.2	4	218.2	5	217.7	2	216.4	6	217,7
9 Niklas NIELSEN	Formula Racing	P	217.7	5	217.3	11	217.3	9	217.3	4	216.9	2	217,3
81 Fabienne WOHLWEND	Octane 126	P-AM	217.7	1	217.7	20	217.3	9	217.3	2	216.9	16	217,4
93 Chris FROGGATT	Ferrari GB	P-AM	217.3	7	216.9	2	216.4	4	215.6	5	215.1	9	216,3
97 Tommaso ROCCA	Rossocorsa	P-AM	215.6	1	214.3	3	213.0	2	212.2	21	212.2	22	213,5

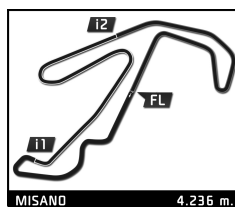

TROFEO PIRELLI

MISANO

Free Practice

Fastest Lap Sequence

Practice Time	Driver	Team	Car	Class	Time	Kph	Lap
3:48.447	81 Fabienne WOHLWEND	Octane 126	Ferrari 488 Challenge	P-AM	1:41.215	150.3	2
5:28.778	81 Fabienne WOHLWEND	Octane 126	Ferrari 488 Challenge	P-AM	1:40.331	151.6	3
5:30.586	2 David FUMANELLI	Rossocorsa	Ferrari 488 Challenge	P	1:37.775	155.6	3
8:50.602	2 David FUMANELLI	Rossocorsa	Ferrari 488 Challenge	P	1:37.632	155.8	5
12:18.019	84 Bjorn GROSSMANN	Octane 126	Ferrari 488 Challenge	P	1:37.606	155.9	5
16:16.662	93 Chris FROGGATT	Ferrari GB	Ferrari 488 Challenge	P-AM	1:37.576	155.9	8
36:35.138	9 Niklas NIELSEN	Formula Racing	Ferrari 488 Challenge	P	1:36.175	158.2	8



TROFEO PIRELLI

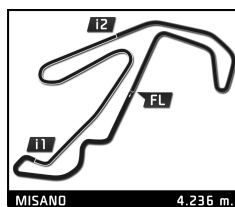
MISANO

Free Practice

Analysis

■ Personal Best
 ■ Session Best
 ■ Crossing the finish line in pit lane

Lap	Time	Sector 1	Sector 2	Sector 3	T. Spd	Elapsed	Lap	Time	Sector 1	Sector 2	Sector 3	T. Spd	Elapsed
2	David FUMANELLI ITA						27	Alessandro VEZZONI ITA					
Rossocorsa Ferrari 488 Challenge							Rossocorsa - Pellin Racing Ferrari 488 Challenge						
1	2:08.714	46.363	43.590	38.761	218.6	2:08.714	1	4:49.330	3:22.894	47.423	39.013	190.5	4:49.330
2	1:44.097	26.283	39.089	38.725	219.5	3:52.811	2	1:43.026	26.260	40.448	36.318	218.6	6:32.356
3	1:37.775	25.245	37.974	34.556	219.5	5:30.586	3	1:38.834	25.309	38.533	34.992	220.0	8:11.190
4	1:42.384	25.402	38.030	38.952	209.7	7:12.970	4	1:38.125	25.253	38.125	34.747	219.5	9:49.315
5	1:37.632	25.148	37.832	34.652	218.6	8:50.602	5	1:37.797	25.221	38.007	34.569	219.5	11:27.112
6	1:56.795	25.252	41.976	49.567	124.4	10:47.397	6	1:38.620	25.348	38.331	34.941	216.4	13:05.732
7	7:25.005	5:39.856	39.338	1:05.811	217.3	18:12.402	7	2:14.242	25.427	48.024	1:00.791	128.7	15:19.974
8	17:00.361	...	47.725	36.517	217.3	35:12.763							
9	1:37.534	25.056	37.803	34.675	217.3	36:50.297							
10	2:18.993	25.242	42.734	1:11.017	152.5	39:09.290							
11	4:02.069	2:30.202	52.959	38.908	75.4	43:11.359							
12	1:40.936	26.680	39.074	35.182	219.1	44:52.295							
13	1:36.905	24.935	37.556	34.414	218.2	46:29.200							
14	1:36.508	24.721	37.491	34.296	217.3	48:05.708							
15	1:57.931	26.479	41.291	50.161	217.3	50:03.639							
16	5:03.366	3:48.190	39.288	35.888	217.3	55:07.005							
17	1:37.023	24.987	37.635	34.401	219.1	56:44.028							
18	1:59.437	24.974	42.433	52.030	198.5	58:43.465							
9	Niklas NIELSEN DNK						39	John SAWBRIDGE GBR					
Formula Racing Ferrari 488 Challenge							Ferrari GB Ferrari 488 Challenge						
1	2:45.892	1:20.501	45.780	39.611	167.4	2:45.892	1	2:23.609	1:01.655	43.056	38.898	216.0	2:23.609
2	1:44.478	27.498	40.148	36.832	216.9	4:30.370	2	1:42.707	26.025	39.901	36.781	217.7	4:06.316
3	1:50.726	25.823	40.918	43.985	146.1	6:21.096	3	1:42.908	26.111	39.103	37.694	218.2	5:49.224
4	1:38.441	25.369	38.235	34.837	217.3	7:59.537	4	1:41.396	26.215	38.703	36.478	218.2	7:30.620
5	1:37.703	25.023	38.040	34.640	217.7	9:37.240	5	1:54.891	25.761	38.805	50.325	218.2	9:25.511
6	21:02.589	29.888	42.274	...	199.6	30:39.829	6	3:04.783	1:50.079	38.900	35.804	216.4	12:30.294
7	4:19.134	3:01.909	39.956	37.269	211.4	34:58.963	7	1:39.980	25.722	38.583	35.675	216.4	14:10.274
8	1:36.175	24.599	37.555	34.021	216.9	36:35.138	8	1:40.358	26.032	38.778	35.548	215.6	15:50.632
9	1:36.176	24.547	37.535	34.094	217.3	38:11.314							
10	1:57.865	27.125	46.657	44.083	136.0	40:09.179							
11	1:36.534	24.676	37.681	34.177	217.3	41:45.713							
13	Martin NELSON SWE						44	Jens LIEBHAUSER DEU					
Scuderia Autoropa Ferrari 488 Challenge							Formula Racing Ferrari 488 Challenge						
1	2:15.498	45.225	47.228	43.045	208.1	2:15.498	1	2:57.520	1:30.603	44.037	42.880	170.9	2:57.520
2	1:52.595	28.474	41.263	42.858	217.7	4:08.093	2	1:50.850	30.149	41.810	38.891	218.2	4:48.370
3	1:50.625	26.726	41.948	41.951	218.2	5:58.718	3	1:49.508	28.819	43.264	37.425	212.6	6:37.878
4	2:12.268	29.661	44.552	58.055	184.6	8:10.986	4	1:48.761	26.807	40.216	41.738	220.0	8:26.639
5	5:04.164	3:47.286	40.466	36.412	216.9	13:15.150	5	1:48.971	28.107	42.041	38.823	207.3	10:15.610
6	1:40.169	25.607	38.897	35.665	218.6	14:55.319	6	1:40.027	25.898	39.050	35.079	221.3	11:55.637
7	1:39.648	25.447	38.912	35.289	216.9	16:34.967	7	1:38.917	25.396	38.445	35.076	220.4	13:34.554
8	2:28.832	25.871	39.830	1:23.131	188.5	19:03.799	8	1:38.964	25.485	38.404	35.075	219.1	15:13.518
9	15:56.901	...	40.156	36.303	216.9	35:00.700	9	2:07.061	25.684	42.461	58.916	220.0	17:20.579
10	1:39.734	25.651	38.815	35.268	217.7	36:40.434	10	17:56.487	...	41.541	48.060	219.1	35:17.066
11	1:39.539	25.728	38.651	35.160	216.4	38:19.973	11	1:37.704	25.268	37.980	34.456	219.1	36:54.770
12	1:41.000	25.901	39.163	35.936	216.4	40:00.973	12	1:37.664	25.061	38.113	34.490	220.4	38:32.434
13	1:40.859	26.169	38.951	35.739	216.0	41:41.832	13	1:38.365	25.116	37.939	35.310	220.4	40:10.799
14	1:40.363	25.964	38.703	35.696	217.7	43:22.195	14	1:38.091	25.421	38.038	34.632	220.4	41:48.890
15	1:40.746	26.248	38.840	35.658	218.2	45:02.941	15	1:37.763	25.424	37.866	34.473	220.0	43:26.653
16	1:40.976	26.335	38.587	36.054	218.2	46:43.917	16	1:56.138	25.670	43.345	47.123	143.2	45:22.791
17	2:05.784	25.997	40.170	59.617	175.9	48:49.701	17	1:37.481	24.957	37.746	34.778	219.5	47:00.272
							18	2:03.073	27.583	44.372	51.118	182.7	49:03.345
45	Christian OVERGAARD DNK						45	Christian OVERGAARD DNK					
Baron Motorsport Ferrari 488 Challenge							Baron Motorsport Ferrari 488 Challenge						
1	13:44.054	...	41.185	38.160	216.9	13:44.054	1	13:44.054	...	41.185	38.160	216.9	13:44.054
2	1:42.698	26.504	39.788	36.406	218.6	15:26.752	2	1:42.698	26.504	39.788	36.406	218.6	15:26.752
3	1:42.413	26.691	39.315	36.407	218.2	17:09.165	3	1:42.413	26.691	39.315	36.407	218.2	17:09.165
4	2:40.274	26.673	43.498	1:30.103	155.8	19:49.439	4	2:40.274	26.673	43.498	1:30.103	155.8	19:49.439
5	16:12.593	...	40.972	37.328	216.4	36:02.032	5	16:12.593	...	40.972	37.328	216.4	36:02.032
6	1:43.165	26.962	39.742	36.461	217.3	37:45.197	6	1:43.165	26.962	39.742	36.461	217.3	37:45.197
7	1:43.908	27.058	39.913	36.937	216.4	39:29.105	7	1:43.908	27.058	39.913	36.937	216.4	39:29.105
8	1:42.494	26.984	39.028	36.482	218.6	41:11.599	8	1:42.494	26.984	39.028	36.482	218.6	41:11.599
9	1:55.193	27.090	39.384	48.719	215.6	43:06.792	9	1:55.193	27.090	39.384	48.719	215.6	43:06.792
10	2:35.843	1:14.568	41.875	39.400	196.4	45:42.635	10	2:35.843	1:14.568	41.875	39.400	196.4	45:42.635
11	1:42.726	27.518	38.977	36.231	217.7	47:25.361	11	1:42.726	27.518	38.977	36.231	217.7	47:25.361
12	1:39.774	26.126	38.269	35.379	217.3	49:05.135	12	1:39.774	26.126	38.269	35.379	217.3	49:05.135



TROFEO PIRELLI

MISANO

Free Practice

Analysis

■ Personal Best
 ■ Session Best
 ■ Crossing the finish line in pit lane

Lap	Time	Sector 1	Sector 2	Sector 3	T. Spd	Elapsed	Lap	Time	Sector 1	Sector 2	Sector 3	T. Spd	Elapsed
13	1:39.923	25.618	38.955	35.350	216.0	50:45.058	13	1:39.524	25.685	38.575	35.264	216.4	40:44.796
14	1:40.202	25.782	38.778	35.642	216.4	52:25.260	14	1:40.438	25.631	39.304	35.503	215.6	42:25.234
15	1:40.222	25.871	38.649	35.702	216.0	54:05.482	15	1:40.374	25.740	38.838	35.796	216.0	44:05.608
16	1:45.755	27.543	40.559	37.653	213.0	55:51.237	16	1:42.003	25.937	39.153	36.913	216.9	45:47.611
17	1:39.478	25.872	38.436	35.170	219.1	57:30.715	17	1:40.961	26.153	39.092	35.716	216.0	47:28.572
18	1:40.110	25.940	38.499	35.671	219.1	59:10.825	18	1:39.291	25.536	38.558	35.197	216.4	49:07.863
19	1:54.209 B	27.256	40.219	46.734	218.6	1:01:05.034	19	1:39.760	25.524	38.947	35.289	216.9	50:47.623
20							20	1:39.163	25.418	38.599	35.146	217.7	52:26.786

60	Johnny LAURSEN	DNK				
Formula Racing		Ferrari 488 Challenge				
1	2:49.697	1:26.011	43.369	40.317	179.7	2:49.697
2	1:43.506	26.682	39.912	36.912	218.6	4:33.203
3	1:49.395	25.831	39.593	43.971	157.7	6:22.598
4	1:38.761	25.277	38.470	35.014	216.9	8:01.359
5	1:38.506	25.314	38.229	34.963	217.3	9:39.865
6	21:02.561 B	25.501	39.302	...	216.0	30:42.426
7	4:17.249	3:00.141	40.123	36.985	215.1	34:59.675
8	1:37.390	24.975	37.935	34.480	217.3	36:37.065
9	1:37.469	25.001	38.037	34.431	216.4	38:14.534
10	1:55.313	25.444	46.118	43.751	137.8	40:09.847
11	1:37.751	24.971	38.193	34.587	213.4	41:47.598
12	1:38.164	25.360	38.045	34.759	217.3	43:25.762

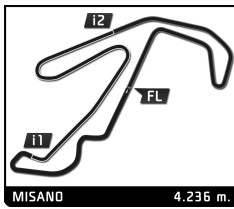
61	John DHILLON	GBR				
Formula Racing		Ferrari 488 Challenge				
1	3:56.462	2:29.515	45.996	40.951	191.5	3:56.462
2	5:12.260 B	27.448	45.504	3:59.308	171.4	9:08.722
3	2:10.076	47.963	42.736	39.377	220.4	11:18.798
4	1:40.519	25.972	38.803	35.744	223.6	12:59.317
5	1:40.553	25.995	38.625	35.933	223.1	14:39.870
6	1:40.571	26.106	38.840	35.625	222.7	16:20.441
7	14:25.780 B	25.942	38.617	...	221.8	30:46.221
8	4:16.556	2:57.747	41.770	37.039	220.0	35:02.777
9	1:40.233	25.964	38.413	35.856	221.8	36:43.010
10	1:40.110	25.915	38.700	35.495	221.3	38:23.120
11	1:40.600	25.782	38.578	36.240	221.3	40:03.720
12	1:39.883	25.903	38.730	35.250	221.3	41:43.603
13	1:39.809	25.972	38.538	35.299	220.4	43:23.412
14	6:06.434 B	26.119	41.449	4:58.866	182.4	49:29.846
15	4:13.093	2:55.925	40.339	36.829	221.3	53:42.939
16	1:40.070	26.067	38.559	35.444	223.1	55:23.009
17	1:39.112	25.715	38.311	35.086	223.1	57:02.121

81	Fabienne WOHLWEND	LIE				
Octane 126		Ferrari 488 Challenge				
1	2:07.232	42.638	44.827	39.767	217.7	2:07.232
2	1:41.215	26.165	39.388	35.662	217.3	3:48.447
3	1:40.331	25.460	38.415	36.456	216.4	5:28.778
4	4:17.487 B	25.381	38.929	3:13.177	216.4	9:46.265
5	1:57.233	42.395	39.344	35.494	216.0	11:43.498
6	1:39.171	25.418	38.510	35.243	215.6	13:22.669
7	1:38.956	25.320	38.380	35.256	216.4	15:01.625
8	1:39.253	25.374	38.430	35.449	216.4	16:40.878
9	17:03.776 B	25.685	38.626	...	217.3	33:44.654
10	1:58.473	42.472	39.985	36.016	215.1	35:43.127
11	1:40.133	25.877	38.592	35.664	215.6	37:23.260
12	1:42.012	25.642	39.078	37.292	215.1	39:05.272

84	Bjorn GROSSMANN	DEU				
Octane 126		Ferrari 488 Challenge				
1	2:14.987 B	41.965	44.983	48.039	218.2	2:14.987
2	4:42.358 B	44.288	39.610	3:18.460	216.4	6:57.345
3	2:05.135	44.285	44.157	36.693	173.9	9:02.480
4	1:37.933	25.287	37.854	34.792	220.0	10:40.413
5	1:37.606	25.087	38.002	34.517	219.5	12:18.019
6	1:38.557	25.459	38.154	34.944	218.6	13:56.576
7	1:38.437	25.337	38.239	34.861	218.6	15:35.013
8	1:39.122	25.584	38.572	34.966	216.9	17:14.135
9	16:15.541 B	25.558	40.928	...	177.3	33:29.676
10	2:10.230	45.067	44.992	40.171	218.6	35:39.906
11	1:43.545	26.711	38.776	38.058	220.4	37:23.451
12	1:41.122	26.191	38.876	36.055	220.0	39:04.573
13	1:37.495	25.127	37.929	34.439	220.4	40:42.068
14	1:38.271	25.510	38.116	34.645	220.4	42:20.339
15	1:38.380	25.300	38.226	34.854	219.5	43:58.719
16	1:39.514	25.572	38.831	35.111	219.1	45:38.233
17	1:38.815	25.477	38.315	35.023	219.1	47:17.048
18	1:38.429	25.385	38.113	34.931	220.0	48:55.477
19	1:38.859	25.526	38.225	35.108	218.6	50:34.336

93	Chris FROGGATT	GBR				
Ferrari GB		Ferrari 488 Challenge				
1	2:22.196	1:00.524	42.286	39.386	209.7	2:22.196
2	1:43.270	26.371	39.835	37.064	216.9	4:05.466
3	1:42.483	25.808	39.010	37.665	203.0	5:47.949
4	1:39.583	25.589	38.817	35.177	216.4	7:27.532
5	1:39.958	25.849	38.592	35.517	215.6	9:07.490
6	2:07.605 B	29.364	44.960	53.281	175.0	11:15.095
7	3:23.991	2:06.662	40.400	36.929	217.3	14:39.086
8	1:37.576	24.799	38.095	34.682	213.9	16:16.662
9	2:02.330 B	25.001	38.148	59.181	215.1	18:18.992

97	Tommaso ROCCA	ITA				
Rossocorsa		Ferrari 488 Challenge				
1	2:10.011	49.077	42.516	38.418	215.6	2:10.011
2	1:43.751	26.155	39.228	38.368	213.0	3:53.762
3	1:39.646	25.489	38.517	35.640	214.3	5:33.408
4	1:40.503	25.406	38.681	36.416	212.2	7:13.911
5	1:39.730	25.327	38.736	35.667	211.8	8:53.641
6	1:40.062	25.697	38.646	35.719	211.8	10:33.703
7	1:40.883	25.814	38.720	36.349	211.4	12:14.586
8	2:00.971 B	27.490	42.467	51.014	209.7	14:15.557
9	21:17.720	...	42.826	40.017	209.3	35:33.277
10	1:39.768	25.855	38.509	35.404	208.9	37:13.045
11	1:39.378	25.262	38.474	35.642	209.7	38:52.423
12	1:38.965	25.288	38.374	35.303	210.5	40:31.388



TROFEO PIRELLI

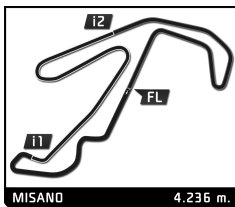
MISANO

Free Practice

Analysis

■ Personal Best
 ■ Session Best
 B Crossing the finish line in pit lane

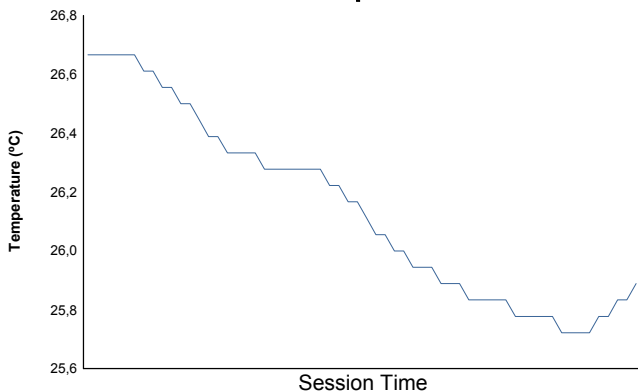
Lap	Time	Sector 1	Sector 2	Sector 3	T. Spd	Elapsed	Lap	Time	Sector 1	Sector 2	Sector 3	T. Spd	Elapsed
13	1:39.014	25.358	38.472	35.184	209.7	42:10.402							
14	1:39.937	25.368	39.145	35.424	208.1	43:50.339							
15	2:09.547 B	30.999	46.424	52.124	193.9	45:59.886							
16	5:19.905	4:01.029	41.382	37.494	209.7	51:19.791							
17	1:39.476	25.640	38.374	35.462	210.9	52:59.267							
18	1:39.596	25.198	38.593	35.805	210.9	54:38.863							
19	1:40.162	25.423	38.796	35.943	211.4	56:19.025							
20	1:44.905	25.511	40.019	39.375	185.2	58:03.930							
21	1:39.116	25.343	38.338	35.435	212.2	59:43.046							
22	2:04.239 B	25.546	38.429	1:00.264	212.2	1:01:47.285							



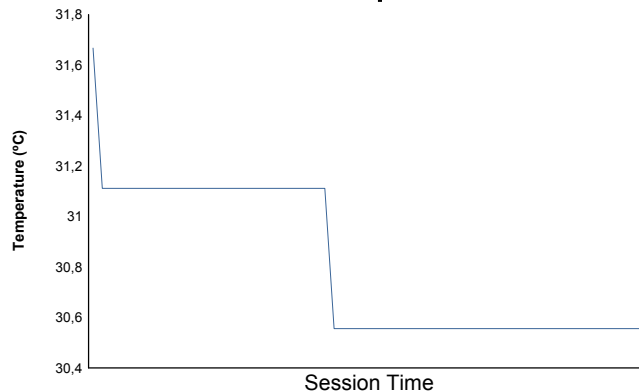
MISANO
TROFEO PIRELLI
Free Practice

Weather Report

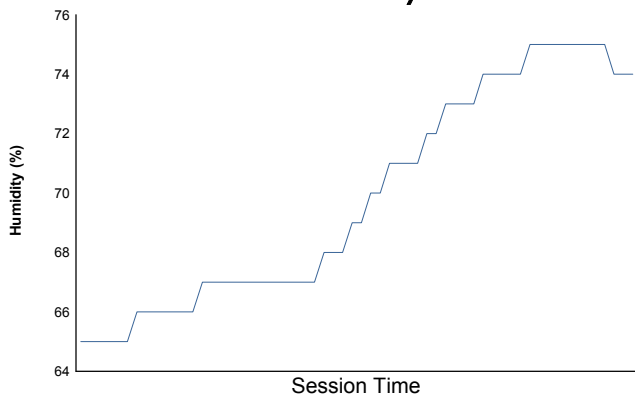
Air Temperature



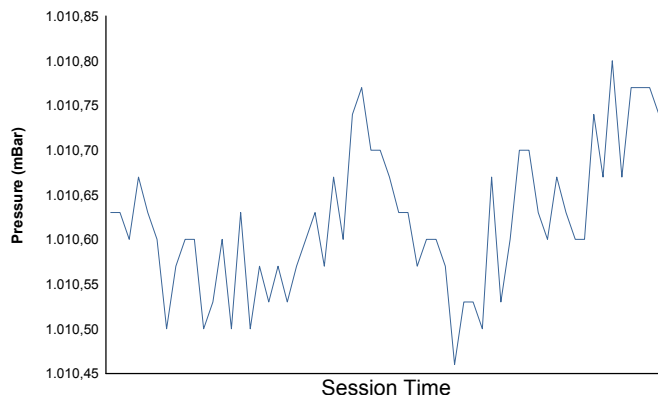
Track Temperature



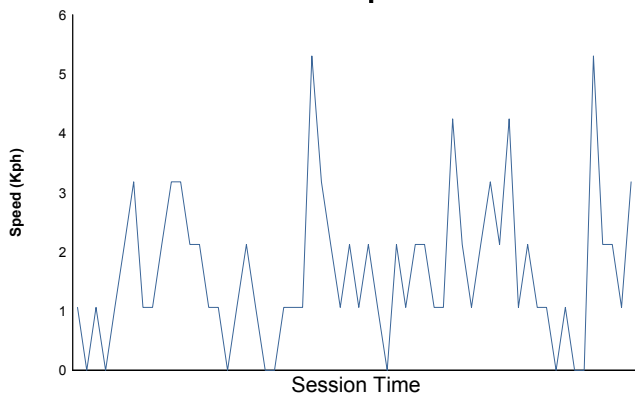
Humidity



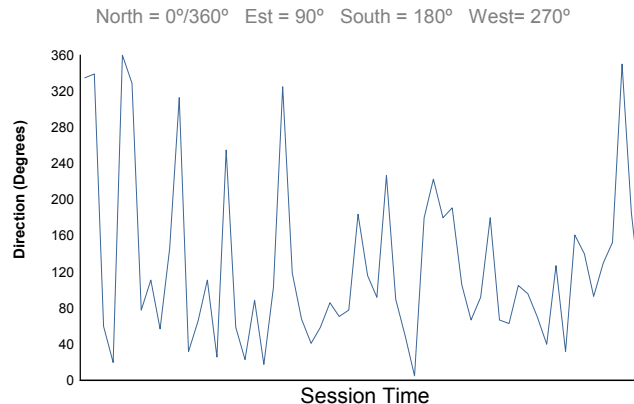
Pressure




Wind Speed



Wind direction



Track Status: **DRY**



TROFEO PIRELLI

MISANO

Qualifying 1

Final Classification

Nr.	Driver	Nat	Team	Car		Time	Lap Total	Gap	Kph
1	9 Niklas NIELSEN	DNK	Formula Racing	Ferrari 488 Challenge	P	1:36.911	6 7	-	- 157.0
2	2 David FUMANELLI	ITA	Rossocorsa	Ferrari 488 Challenge	P	1:37.054	3 8	+0.143	+0.143 156.8
3	84 Bjorn GROSSMANN	DEU	Octane 126	Ferrari 488 Challenge	P	1:37.339	6 8	+0.428	+0.285 156.3
4	27 Alessandro VEZZONI	ITA	Rossocorsa - Pellin Racing	Ferrari 488 Challenge	P	1:37.730	6 7	+0.819	+0.391 155.7
5	60 Johnny LAURSEN	DNK	Formula Racing	Ferrari 488 Challenge	P	1:37.994	3 8	+1.083	+0.264 155.3
6	44 Jens LIEBHAUSER	DEU	Formula Racing	Ferrari 488 Challenge	P	1:38.056	3 9	+1.145	+0.062 155.2
7	81 Fabienne WOHLWEND	LIE	Octane 126	Ferrari 488 Challenge	P-AM	1:38.733	3 8	+1.822	+0.677 154.1
8	97 Tommaso ROCCA	ITA	Rossocorsa	Ferrari 488 Challenge	P-AM	1:38.843	5 9	+1.932	+0.110 153.9
9	61 John DHILLON	GBR	Formula Racing	Ferrari 488 Challenge	P-AM	1:39.003	3 10	+2.092	+0.160 153.7
10	13 Martin NELSON	SWE	Scuderia Autoropa	Ferrari 488 Challenge	P-AM	1:39.693	12 13	+2.782	+0.690 152.6
11	45 Christian OVERGAARD	DNK	Baron Motorsport	Ferrari 488 Challenge	P-AM	1:40.140	6 8	+3.229	+0.447 151.9
12	93 Chris FROGGATT	GBR	Ferrari GB	Ferrari 488 Challenge	P-AM	1:40.569	2 2	+3.658	+0.429 151.3
13	39 John SAWBRIDGE	GBR	Ferrari GB	Ferrari 488 Challenge	P-AM	1:42.236	3 4	+5.325	+1.667 148.8


Fastest Lap	Lap 6	Niklas NIELSEN	1:36.911	157.0 Kph
--------------------	-------	----------------	-----------------	-----------

 Qualifying Time: **1:56.293**

Published at:

 Track Status: **WET**

Stewards:	Timekeeper:
------------------	--------------------



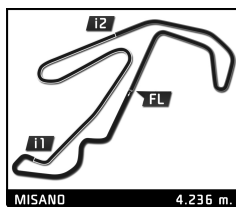
TROFEO PIRELLI

MISANO

Qualifying 1

Best Sector Times

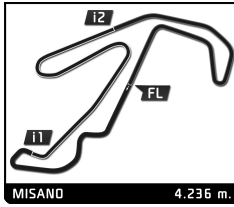
SECTOR 1			SECTOR 2		SECTOR 3					
Pos	Driver	Time	Driver	Time	Driver	Time	Pos	Driver	Ideal Lap	Best Lap
1	9 N.NIELSEN	24.807	2 D.FUMANELLI	37.685	9 N.NIELSEN	34.183	1	9 N.NIELSEN	1:36.754	1:36.911 (1)
2	84 B.GROSSMANN	24.864	9 N.NIELSEN	37.764	27 A.VEZZONI	34.417	2	2 D.FUMANELLI	1:37.054	1:37.054 (2)
3	2 D.FUMANELLI	24.912	84 B.GROSSMANN	37.858	84 B.GROSSMANN	34.449	3	84 B.GROSSMANN	1:37.171	1:37.339 (3)
4	60 J.LAURSEN	25.059	44 J.LIEBHAUSER	38.005	2 D.FUMANELLI	34.457	4	27 A.VEZZONI	1:37.600	1:37.730 (4)
5	93 C.FROGGATT	25.155	27 A.VEZZONI	38.022	60 J.LAURSEN	34.651	5	60 J.LAURSEN	1:37.819	1:37.994 (5)
6	27 A.VEZZONI	25.161	60 J.LAURSEN	38.109	44 J.LIEBHAUSER	34.857	6	44 J.LIEBHAUSER	1:38.056	1:38.056 (6)
7	44 J.LIEBHAUSER	25.194	81 F.WOHLWEND	38.146	61 J.DHILLON	34.894	7	81 F.WOHLWEND	1:38.566	1:38.733 (7)
8	81 F.WOHLWEND	25.365	97 T.ROCCA	38.304	97 T.ROCCA	34.987	8	97 T.ROCCA	1:38.806	1:38.843 (8)
9	97 T.ROCCA	25.515	61 J.DHILLON	38.436	81 F.WOHLWEND	35.055	9	61 J.DHILLON	1:38.904	1:39.003 (9)
10	61 J.DHILLON	25.574	13 M.NELSON	38.581	13 M.NELSON	35.257	10	13 M.NELSON	1:39.546	1:39.693 (10)
11	13 M.NELSON	25.708	45 C.OVERGAARD	38.596	45 C.OVERGAARD	35.489	11	45 C.OVERGAARD	1:39.894	1:40.140 (11)
12	45 C.OVERGAARD	25.809	93 C.FROGGATT	38.785	39 J.SAWBRIDGE	36.503	12	93 C.FROGGATT	1:40.569	1:40.569 (12)
13	39 J.SAWBRIDGE	26.198	39 J.SAWBRIDGE	39.535	93 C.FROGGATT	36.629	13	39 J.SAWBRIDGE	1:42.236	1:42.236 (13)



TROFEO PIRELLI MISANO Qualifying 1

Best Top Speeds

Driver	Team		Top 1		Top 2		Top 3		Top 4		Top 5		Avg
			Kph	Lap	Kph	Lap	Kph	Lap	Kph	Lap	Kph	Lap	
61 John DHILLON	Formula Racing	P-AM	225.9	9	225.0	10	225.0	7	224.5	6	224.5	4	225,0
84 Bjorn GROSSMANN	Octane 126	P	225.0	8	224.5	5	224.1	6	221.3	3	180.6	4	215,1
27 Alessandro VEZZONI	Rossocorsa - Pellin Racing	P	223.1	2	223.1	5	222.7	6	222.2	3	222.2	7	222,7
13 Martin NELSON	Scuderia Autoropa	P-AM	223.1	2	222.2	11	221.3	13	221.3	10	220.9	12	221,8
44 Jens LIEBHAUSER	Formula Racing	P	223.1	1	223.1	2	222.7	9	221.8	3	221.8	6	222,5
9 Niklas NIELSEN	Formula Racing	P	223.1	5	221.8	1	221.8	3	221.8	6	220.9	2	221,9
2 David FUMANELLI	Rossocorsa	P	222.7	3	222.7	4	222.2	6	220.9	1	195.7	7	216,8
81 Fabienne WOHLWEND	Octane 126	P-AM	222.7	6	222.2	3	221.3	7	220.4	4	219.5	8	221,2
60 Johnny LAURSEN	Formula Racing	P	222.2	5	220.4	6	220.0	2	220.0	3	220.0	7	220,5
45 Christian OVERGAARD	Baron Motorsport	P-AM	221.3	2	220.4	6	220.4	7	220.0	5	219.5	3	220,3
93 Chris FROGGATT	Ferrari GB	P-AM	220.0	2	134.7	1							177,4
97 Tommaso ROCCA	Rossocorsa	P-AM	219.1	8	218.6	7	218.2	1	218.2	2	218.2	5	218,5
39 John SAWBRIDGE	Ferrari GB	P-AM	218.6	2	218.6	3	208.1	1	172.2	4			204,4

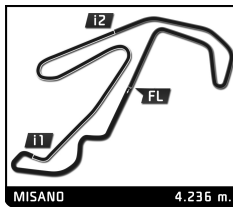

TROFEO PIRELLI

MISANO

Qualifying 1

Fastest Lap Sequence

Practice Time	Driver	Team	Car	Class	Time	Kph	Lap
3:52.453	13 Martin NELSON	Scuderia Autoropa	Ferrari 488 Challenge	P-AM	1:42.572	148.3	2
5:32.898	13 Martin NELSON	Scuderia Autoropa	Ferrari 488 Challenge	P-AM	1:40.445	151.5	3
7:12.978	13 Martin NELSON	Scuderia Autoropa	Ferrari 488 Challenge	P-AM	1:40.080	152.0	4
11:53.536	61 John DHILLON	Formula Racing	Ferrari 488 Challenge	P-AM	1:39.776	152.5	2
13:32.539	61 John DHILLON	Formula Racing	Ferrari 488 Challenge	P-AM	1:39.003	153.7	3
18:55.967	44 Jens LIEBHAUSER	Formula Racing	Ferrari 488 Challenge	P	1:38.613	154.3	2
20:34.023	44 Jens LIEBHAUSER	Formula Racing	Ferrari 488 Challenge	P	1:38.056	155.2	3
20:44.651	9 Niklas NIELSEN	Formula Racing	Ferrari 488 Challenge	P	1:37.063	156.7	2
20:57.190	2 David FUMANELLI	Rossocorsa	Ferrari 488 Challenge	P	1:37.054	156.8	3
28:59.684	9 Niklas NIELSEN	Formula Racing	Ferrari 488 Challenge	P	1:36.911	157.0	6



TROFEO PIRELLI

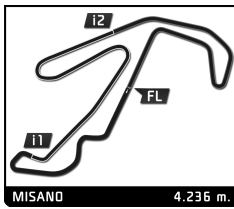
MISANO

Qualifying 1

Analysis

■ Personal Best
 ■ Session Best
 ■ Crossing the finish line in pit lane

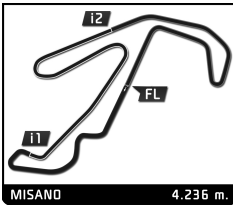
Lap	Time	Sector 1	Sector 2	Sector 3	T. Spd	Elapsed	Lap	Time	Sector 1	Sector 2	Sector 3	T. Spd	Elapsed	
2	David FUMANELLI ITA							1	17:17.354	...	41.428	36.538	223.1	17:17.354
	Rossocorsa Ferrari 488 Challenge							2	1:38.613	25.463	38.292	34.858	223.1	18:55.967
	1	17:33.658	...	43.287	38.682	220.9	3	1:38.056	25.194	38.005	34.857	221.8	20:34.023	
	2	1:46.478	26.581	42.594	37.303	190.5	4	1:49.614	27.605	44.654	37.355	197.1	22:23.637	
	3	1:37.054	24.912	37.685	34.457	222.7	5	2:23.636 B	27.993	52.050	1:03.593	158.4	24:47.273	
	4	1:37.255	25.061	37.707	34.487	222.7	6	2:43.069	1:23.307	39.267	40.495	221.8	27:30.341	
	5	2:21.949 B	29.694	48.953	1:03.302	170.1	7	1:56.830	28.941	43.157	44.732	219.1	29:27.171	
	6	4:44.389	3:28.098	40.787	35.504	222.2	8	1:38.533	25.342	38.046	35.145	221.8	31:05.704	
	7	1:41.911	25.202	37.830	38.879	195.7	9	1:39.400	25.243	38.022	36.135	222.7	32:45.104	
	8	2:10.534 B	26.180	41.884	1:02.470	194.2								
9	Niklas NIELSEN DNK							1	18:22.573	...	48.746	40.642	165.4	18:22.573
	Formula Racing Ferrari 488 Challenge							2	1:40.881	26.320	39.072	35.489	221.3	20:03.454
	1	19:07.588	...	42.143	37.125	221.8	3	1:40.997	26.089	39.033	35.875	219.5	21:44.451	
	2	1:37.063	25.030	37.850	34.183	220.9	4	2:06.642 B	26.246	39.782	1:00.614	160.0	23:51.093	
	3	1:37.229	25.011	37.903	34.315	221.8	5	3:35.847	2:19.040	40.421	36.386	220.0	27:26.939	
	4	2:21.994 B	28.696	50.227	1:03.071	166.9	6	1:40.140	25.809	38.821	35.510	220.4	29:07.079	
	5	2:38.900	1:24.348	39.039	35.513	223.1	7	1:40.503	26.066	38.596	35.841	220.4	30:47.582	
	6	1:36.911	24.807	37.764	34.340	221.8	8	1:41.024	26.272	38.627	36.125	219.5	32:28.606	
	7	1:37.270	25.116	37.799	34.355	220.9								
13	Martin NELSON SWE							1	19:08.581	...	42.483	37.121	218.6	19:08.581
	Scuderia Autoropa Ferrari 488 Challenge							2	1:38.801	25.385	38.500	34.916	220.0	20:47.382
	1	2:09.881	47.319	43.176	39.386	218.6	3	1:37.994	25.234	38.109	34.651	220.0	22:25.376	
	2	1:42.572	26.890	39.567	36.115	223.1	4	2:25.208 B	27.235	51.883	1:06.090	155.8	24:50.584	
	3	1:40.445	25.891	39.082	35.472	220.0	5	2:33.541	1:18.109	39.497	35.935	222.2	27:24.124	
	4	1:40.080	25.708	38.851	35.521	220.4	6	1:38.125	25.059	38.183	34.883	220.4	29:02.249	
	5	2:09.366 B	29.251	45.058	55.057	192.9	7	1:38.340	25.291	38.189	34.860	220.0	30:40.589	
	6	8:50.706	7:34.511	40.310	35.885	220.9	8	1:38.386	25.227	38.368	34.791	219.1	32:18.975	
	7	1:43.179	25.708	39.492	37.979	217.7								
	8	1:40.564	25.884	38.740	35.940	220.9								
	9	2:11.371 B	27.620	42.789	1:00.962	165.6								
	10	3:43.726	2:26.188	39.250	38.288	221.3								
	11	1:40.406	26.049	38.940	35.417	222.2								
	12	1:39.693	25.855	38.581	35.257	222.9								
	13	1:40.009	26.077	38.583	35.349	221.3								
27	Alessandro VEZZONI ITA							1	10:13.760	8:48.886	43.669	41.205	169.8	10:13.760
	Rossocorsa - Pellin Racing Ferrari 488 Challenge							2	1:39.776	26.188	38.450	35.138	224.5	11:53.536
	1	19:23.180	...	46.623	39.881	212.6	3	1:39.003	25.673	38.436	34.894	224.5	13:32.539	
	2	1:38.509	25.310	38.233	34.966	223.1	4	1:39.804	25.574	38.559	35.671	224.5	15:12.343	
	3	1:37.866	25.186	38.022	34.658	222.2	5	1:44.241	26.158	40.617	37.466	224.1	16:56.584	
	4	2:35.094 B	30.071	55.843	1:09.180	132.5	6	1:39.697	25.784	38.463	35.450	224.5	18:36.281	
	5	2:37.088	1:20.678	41.220	35.190	223.1	7	6:48.043 B	26.474	40.394	5:41.175	225.0	25:24.323	
	6	1:37.730	25.161	38.152	34.417	222.7	8	2:09.658	48.175	41.920	39.563	208.5	27:33.981	
	7	1:39.550	25.277	38.337	35.936	222.2	9	1:39.918	25.845	38.649	35.424	225.9	29:13.899	
							10	1:40.061	25.887	38.454	35.720	225.0	30:53.960	
39	John SAWBRIDGE GBR							1	18:31.508	...	45.356	40.101	166.2	18:31.508
	Ferrari GB Ferrari 488 Challenge							2	1:59.673	26.728	51.653	41.292	149.8	20:31.181
	1	9:52.002	8:24.773	45.042	42.187	208.1	3	1:38.733	25.365	38.313	35.055	222.2	22:09.914	
	2	1:47.293	28.387	40.910	37.996	218.6	4	1:58.054 B	25.983	40.997	51.074	220.4	24:07.968	
	3	1:42.236	26.198	39.535	36.503	218.6	5	3:31.415	2:11.645	40.687	39.083	206.5	27:39.382	
	4	2:12.957 B	26.227	43.824	1:02.906	172.2	6	1:38.761	25.485	38.146	35.130	222.7	29:18.143	
44	Jens LIEBHAUSER DEU							7	1:38.881	25.528	38.238	35.115	221.3	30:57.024
	Formula Racing Ferrari 488 Challenge							8	1:39.491	25.616	38.717	35.158	219.5	32:36.515



TROFEO PIRELLI
MISANO
 Qualifying 1
 Analysis

■ Personal Best
 ■ Session Best
 B Crossing the finish line in pit lane

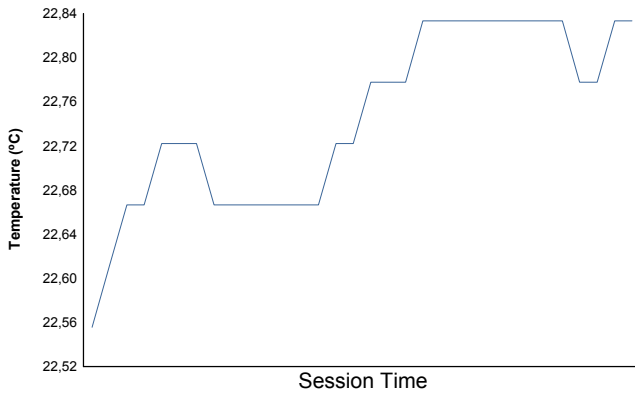
Lap	Time	Sector 1	Sector 2	Sector 3	T. Spd	Elapsed	Lap	Time	Sector 1	Sector 2	Sector 3	T. Spd	Elapsed	
84	Bjorn GROSSMANN DEU													
	Octane 126 Ferrari 488 Challenge													
1	18:30.623	...	45.825	39.666	179.4	18:30.623								
2	1:59.707	27.011	51.629	41.067	145.6	20:30.330								
3	1:47.255	24.864	43.007	39.384	221.3	22:17.585								
4	2:04.659	27.342	45.599	51.718	180.6	24:22.244								
5	2:47.202	1:31.071	39.397	36.734	224.5	27:09.445								
6	1:37.339	24.951	37.939	34.449	224.1	28:46.784								
7	1:46.341	25.061	41.555	39.725	176.2	30:33.125								
8	1:40.080	25.139	37.858	37.083	225.0	32:13.205								
93	Chris FROGGATT GBR													
	Ferrari GB Ferrari 488 Challenge													
1	19:30.629	...	47.617	43.128	134.7	19:30.629								
2	1:40.569	25.155	38.785	36.629	220.0	21:11.198								
97	Tommaso ROCCA ITA													
	Rossocorsa Ferrari 488 Challenge													
1	14:58.472	...	43.449	39.417	218.2	14:58.472								
2	1:44.557	27.160	40.937	36.460	218.2	16:43.029								
3	1:50.595	26.605	44.981	39.009	174.2	18:33.624								
4	1:42.597	25.535	39.436	37.626	210.1	20:16.221								
5	1:38.843	25.552	38.304	34.987	218.2	21:55.064								
6	2:07.712	26.717	44.698	56.297	198.2	24:02.776								
7	4:09.860	2:53.194	40.234	36.432	218.6	28:12.635								
8	1:41.450	25.515	38.946	36.989	219.1	29:54.085								
9	1:58.717	25.661	38.310	54.746	209.3	31:52.802								



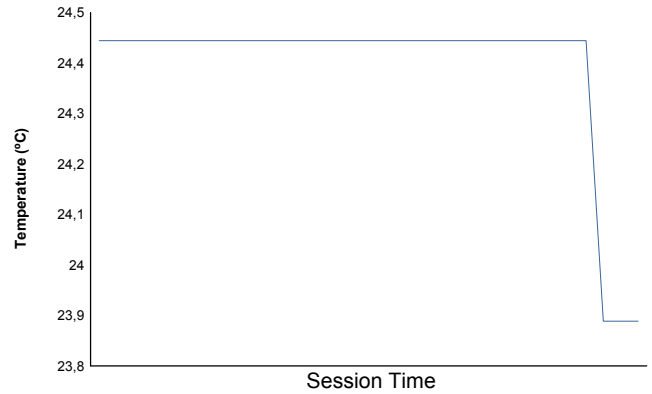
MISANO
TROFEO PIRELLI
Qualifying 1

Weather Report

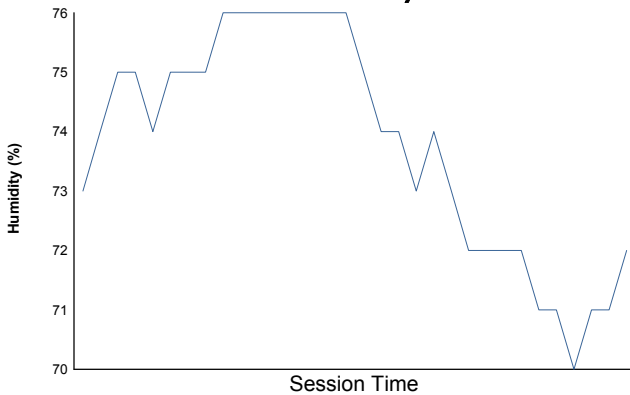
Air Temperature



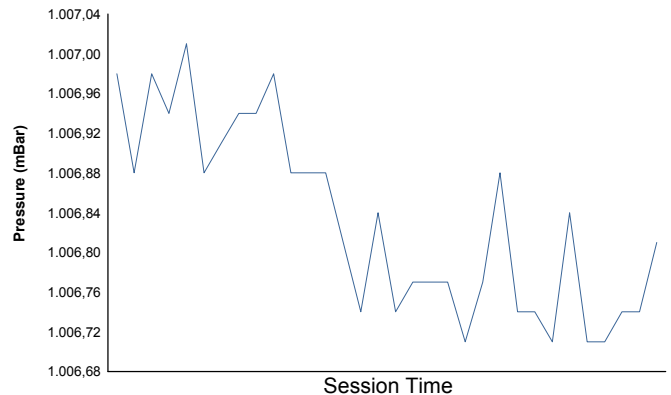
Track Temperature



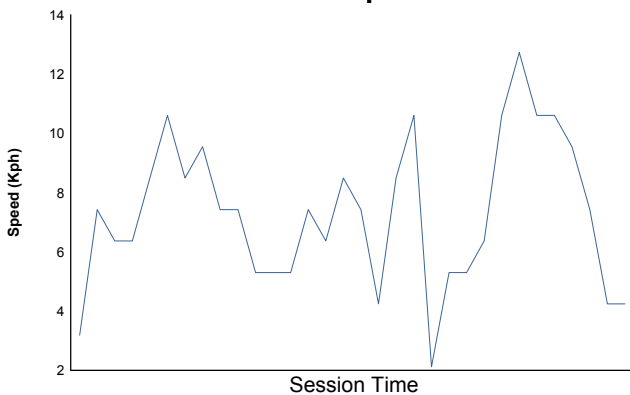
Humidity



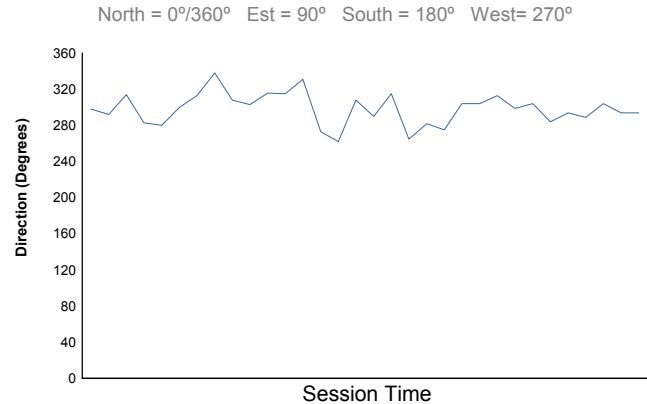
Pressure



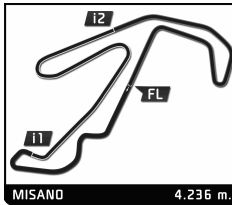
Wind Speed



Wind direction



Track Status: **WET**


TROFEO PIRELLI
MISANO
 Race 1 (30')

Starting Grid

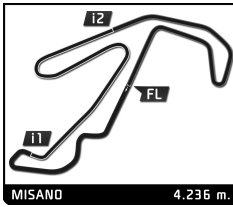
1:42.236	John SAWBRIDGE	Ferrari GB	P-AM	39	- 7 -		
1:40.140	Christian OVERGAARD	Baron Motorsport	P-AM	45	- 6 -	93	P-AM Ferrari GB Chris FROGGATT 1:40.569
1:39.003	John DHILLON	Formula Racing	P-AM	61	- 5 -	13	P-AM Scuderia Autoropa Martin NELSON 1:39.693
1:38.733	Fabienne WOHLWEND	Octane 126	P-AM	81	- 4 -	97	P-AM Rossocorsa Tommaso ROCCA 1:38.843
1:37.994	Johnny LAURSEN	Formula Racing	P	60	- 3 -	44	P Formula Racing Jens LIEBHAUSER 1:38.056
1:37.339	Bjorn GROSSMANN	Octane 126	P	84	- 2 -	27	P Rossocorsa - Pellin Racing Alessandro VEZZONI 1:37.730
1:36.911	Niklas NIELSEN	Formula Racing	P	9	- 1 -	2	P Rossocorsa David FUMANELLI 1:37.054

 Pole


CAR #39 DROP IN THE LAST POSITION OF THE GRID DUE TO STEWARDS DECISION N. 2

Stewards:

Timekeeper:



TROFEO PIRELLI

MISANO

Race 1 (30')

Final Classification

Drivers	Nat	Team	Vehicle	Class	Laps	Total Time	Gap	Kph	Best Lap	
									Lap	Time Kph
1 9 Niklas NIELSEN	DNK	Formula Racing	Ferrari 488 Challenge	P	19	31:16.741	-	154.1	3	1:37.729 155.7
2 2 David FUMANELLI	ITA	Rossocorsa	Ferrari 488 Challenge	P	19	31:23.050	+6.309	153.6	4	1:38.221 154.9
3 84 Bjorn GROSSMANN	DEU	Octane 126	Ferrari 488 Challenge	P	19	31:25.594	+8.853	153.4	4	1:38.486 154.5
4 60 Johnny LAURSEN	DNK	Formula Racing	Ferrari 488 Challenge	P	19	31:34.958	+18.217	152.6	4	1:38.852 153.9
5 44 Jens LIEBHAUSER	DEU	Formula Racing	Ferrari 488 Challenge	P	19	31:35.726	+18.985	152.6	15	1:38.761 154.0
6 81 Fabienne WOHLWEND	LIE	Octane 126	Ferrari 488 Challenge	P-AM	19	31:43.437	+26.696	152.0	5	1:38.939 153.8
7 93 Chris FROGGATT	GBR	Ferrari GB	Ferrari 488 Challenge	P-AM	19	31:50.317	+33.576	151.4	14	1:38.797 154.0
8 97 Tommaso ROCCA	ITA	Rossocorsa	Ferrari 488 Challenge	P-AM	19	31:53.895	+37.154	151.1	14	1:39.648 152.7
9 13 Martin NELSON	SWE	Scuderia Autoropa	Ferrari 488 Challenge	P-AM	19	31:54.418	+37.677	151.1	15	1:39.638 152.7
10 61 John DHILLON	GBR	Formula Racing	Ferrari 488 Challenge	P-AM	19	32:09.509	+52.768	149.9	4	1:40.127 151.9
11 39 John SAWBRIDGE	GBR	Ferrari GB	Ferrari 488 Challenge	P-AM	19	32:09.966	+53.225	149.9	11	1:40.417 151.5
12 45 Christian OVERGAARD	DNK	Baron Motorsport	Ferrari 488 Challenge	P-AM	19	32:22.207	+1:05.466	148.9	3	1:40.421 151.5

Not classified:

27 Alessandro VEZZONI	ITA	Rossocorsa - Pellin Racing	Ferrari 488 Challenge	P	8	14:33.544			2	1:38.912 153.8
-----------------------	-----	----------------------------	-----------------------	---	---	------------------	--	--	---	-----------------------

Pole Position

N. NIELSEN	1:36.911	157.0 Kph
------------	-----------------	-----------


Fastest Lap

Lap 3 Niklas NIELSEN	1:37.729	155.7 Kph
----------------------	-----------------	-----------

Published at:

 Track Status: **DRY**

Stewards:	Timekeeper:
-----------	-------------

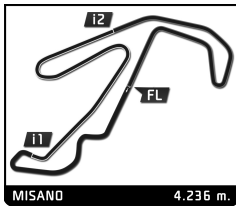

TROFEO PIRELLI
MISANO
Race 1
Final Classification by Class

Nr. Driver	Nat	Team	Car	Laps	Total Time	Gap	Kph	Best Lap				
								Lap	Time	Kph		
P												
1	9	Niklas NIELSEN	DNK	Formula Racing	Ferrari 488 Challenge	19	31:16.741	154.1	3	1:37.729	155.7	
2	2	David FUMANELLI	ITA	Rossocorsa	Ferrari 488 Challenge	19	31:23.050	+6.309	153.6	4	1:38.221	154.9
3	84	Bjorn GROSSMANN	DEU	Octane 126	Ferrari 488 Challenge	19	31:25.594	+8.853	153.4	4	1:38.486	154.5
4	60	Johnny LAURSEN	DNK	Formula Racing	Ferrari 488 Challenge	19	31:34.958	+18.217	152.6	4	1:38.852	153.9
5	44	Jens LIEBHAUSER	DEU	Formula Racing	Ferrari 488 Challenge	19	31:35.726	+18.985	152.6	15	1:38.761	154.0
Not classified:												
27	Alessandro VEZZONI	ITA	Rossocorsa - Pellin Racing	Ferrari 488 Challenge	8	14:33.544			2	1:38.912	153.8	
P-AM												
1	81	Fabienne WOHLWEND	LIE	Octane 126	Ferrari 488 Challenge	19	31:43.437	152.0	5	1:38.939	153.8	
2	93	Chris FROGGATT	GBR	Ferrari GB	Ferrari 488 Challenge	19	31:50.317	+6.880	151.4	14	1:38.797	154.0
3	97	Tommaso ROCCA	ITA	Rossocorsa	Ferrari 488 Challenge	19	31:53.895	+10.458	151.1	14	1:39.648	152.7
4	13	Martin NELSON	SWE	Scuderia Autoropa	Ferrari 488 Challenge	19	31:54.418	+10.981	151.1	15	1:39.638	152.7
5	61	John DHILLON	GBR	Formula Racing	Ferrari 488 Challenge	19	32:09.509	+26.072	149.9	4	1:40.127	151.9
6	39	John SAWBRIDGE	GBR	Ferrari GB	Ferrari 488 Challenge	19	32:09.966	+26.529	149.9	11	1:40.417	151.5
7	45	Christian OVERGAARD	DNK	Baron Motorsport	Ferrari 488 Challenge	19	32:22.207	+38.770	148.9	3	1:40.421	151.5

Published at:

 Track Status: **DRY**

Stewards:	Timekeeper:
------------------	--------------------



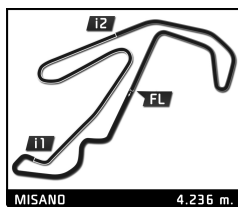
TROFEO PIRELLI

MISANO

Race 1

Lap Chart

Nr	Pos	Grid	LAP																		
			1	2	3	4	5	6	7	8	9	10	11	12	13	14	15	16	17	18	19
9	1	9	9	9	9	9	9	9	9	9	9	9	9	9	9	9	9	9	9	9	9
2	2	2	2	2	2	2	2	2	2	2	2	2	2	2	2	2	2	2	2	2	2
84	3	84	84	84	84	84	84	84	84	84	84	84	84	84	84	84	84	84	84	84	84
27	4	27	27	27	27	27	27	27	60	60	60	60	60	60	60	60	60	60	60	60	60
60	5	60	60	60	60	60	60	60	44	44	44	44	44	44	44	44	44	44	44	44	44
44	6	44	44	44	44	44	44	44	81	81	81	81	81	81	81	81	81	81	81	81	81
81	7	81	81	81	81	81	81	81	27	97	97	97	97	97	97	97	97	97	97	93	93
97	8	97	97	97	97	97	97	97	93	93	93	13	13	13	93	93	93	93	93	97	97
61	9	61	13	13	13	93	93	93	93	13	13	93	93	93	13	13	13	13	13	13	13
13	10	13	93	93	93	13	13	13	13	61	61	61	61	61	61	61	61	61	61	61	61
45	11	45	61	61	61	61	61	61	61	45	45	45	45	39	39	39	39	39	39	39	39
93	12	93	39	39	39	39	39	39	45	39	39	39	45	45	45	45	45	45	45	45	45
39	13	39	45	45	45	45	45	45	39	27											



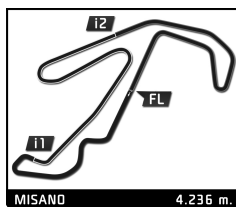
TROFEO PIRELLI

MISANO

Race 1

Best Sector Times

SECTOR 1			SECTOR 2		SECTOR 3		Pos	Driver	Ideal Lap	Best Lap	
Pos	Driver	Time	Driver	Time	Driver	Time					
1	9 N.NIELSEN	25.079	84 B.GROSSMANN	37.949	9 N.NIELSEN	34.569	1	9 N.NIELSEN	1:37.612	1:37.729	(1)
2	60 J.LAURSEN	25.277	9 N.NIELSEN	37.964	2 D.FUMANELLI	34.759	2	2 D.FUMANELLI	1:38.221	1:38.221	(2)
3	81 F.WOHLWEND	25.383	2 D.FUMANELLI	38.006	60 J.LAURSEN	34.790	3	84 B.GROSSMANN	1:38.283	1:38.486	(3)
4	93 C.FROGGATT	25.398	44 J.LIEBHAUSER	38.150	44 J.LIEBHAUSER	34.809	4	44 J.LIEBHAUSER	1:38.447	1:38.761	(4)
5	2 D.FUMANELLI	25.456	93 C.FROGGATT	38.198	27 A.VEZZONI	34.812	5	60 J.LAURSEN	1:38.501	1:38.852	(6)
6	27 A.VEZZONI	25.483	97 T.ROCCA	38.382	84 B.GROSSMANN	34.827	6	93 C.FROGGATT	1:38.604	1:38.797	(5)
7	44 J.LIEBHAUSER	25.488	81 F.WOHLWEND	38.389	81 F.WOHLWEND	34.921	7	81 F.WOHLWEND	1:38.693	1:38.939	(8)
8	97 T.ROCCA	25.497	27 A.VEZZONI	38.411	93 C.FROGGATT	35.008	8	27 A.VEZZONI	1:38.706	1:38.912	(7)
9	84 B.GROSSMANN	25.507	60 J.LAURSEN	38.434	13 M.NELSON	35.138	9	97 T.ROCCA	1:39.163	1:39.648	(10)
10	39 J.SAWBRIDGE	25.777	13 M.NELSON	38.521	97 T.ROCCA	35.284	10	13 M.NELSON	1:39.464	1:39.638	(9)
11	13 M.NELSON	25.805	61 J.DHILLON	38.681	45 C.OVERGAARD	35.418	11	61 J.DHILLON	1:40.011	1:40.127	(11)
12	61 J.DHILLON	25.826	39 J.SAWBRIDGE	38.761	39 J.SAWBRIDGE	35.503	12	39 J.SAWBRIDGE	1:40.041	1:40.417	(12)
13	45 C.OVERGAARD	25.899	45 C.OVERGAARD	38.773	61 J.DHILLON	35.504	13	45 C.OVERGAARD	1:40.090	1:40.421	(13)

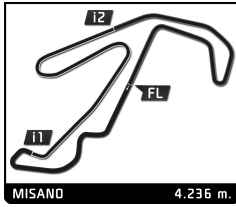


TROFEO PIRELLI MISANO

Race 1

Best Top Speeds

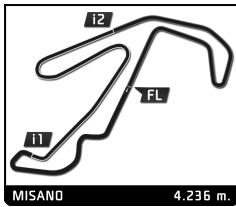
Driver	Team		Top 1		Top 2		Top 3		Top 4		Top 5		Avg
			Kph	Lap	Kph	Lap	Kph	Lap	Kph	Lap	Kph	Lap	
84 Bjorn GROSSMANN	Octane 126	P	225.9	16	225.9	12	225.5	19	225.5	17	225.5	14	225,7
61 John DHILLON	Formula Racing	P-AM	224.5	19	224.5	9	224.1	18	224.1	16	224.1	15	224,3
44 Jens LIEBHAUSER	Formula Racing	P	223.6	17	222.7	19	222.7	16	222.2	11	222.2	14	222,7
27 Alessandro VEZZONI	Rossocorsa - Pellin Racing	P	222.2	1	222.2	6	221.8	3	221.8	4	221.8	5	222,0
9 Niklas NIELSEN	Formula Racing	P	222.2	19	221.8	18	221.8	16	221.3	17	221.3	15	221,7
93 Chris FROGGATT	Ferrari GB	P-AM	221.8	18	221.8	17	221.3	19	220.9	15	220.9	9	221,3
2 David FUMANELLI	Rossocorsa	P	221.8	16	221.3	10	221.3	17	221.3	14	220.9	11	221,3
81 Fabienne WOHLWEND	Octane 126	P-AM	221.8	18	221.8	13	221.3	19	221.3	16	221.3	15	221,5
13 Martin NELSON	Scuderia Autoropa	P-AM	221.8	19	221.8	17	221.3	15	221.3	4	221.3	18	221,5
60 Johnny LAURSEN	Formula Racing	P	221.8	16	221.3	19	221.3	18	221.3	17	220.9	14	221,3
39 John SAWBRIDGE	Ferrari GB	P-AM	220.9	18	220.4	14	220.0	16	219.5	19	219.5	12	220,1
45 Christian OVERGAARD	Baron Motorsport	P-AM	220.0	10	219.5	18	219.5	11	219.5	1	219.5	6	219,6
97 Tommaso ROCCA	Rossocorsa	P-AM	218.6	18	218.2	17	217.7	15	217.7	16	217.7	13	218,0



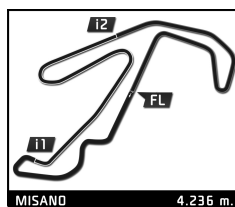
TROFEO PIRELLI
MISANO
 Race 1

Fastest Lap Sequence

Practice Time	Driver	Team	Car	Class	Time	Kph	Lap
3:18.592	9 Niklas NIELSEN	Formula Racing	Ferrari 488 Challenge	P	1:37.919	155.4	2
4:56.321	9 Niklas NIELSEN	Formula Racing	Ferrari 488 Challenge	P	1:37.729	155.7	3


TROFEO PIRELLI
MISANO
Race 1
Analysis by lap


Nr	Lap Time	Gap	Nr	Lap Time	Gap	Nr	Lap Time	Gap	Nr	Lap Time	Gap	Nr	Lap Time	Gap
Lap 1			13	1:40.853	15.552	81	1:40.138	14.842	44	1:39.044	15.797	44	1:39.007	17.755
9	1:40.673		61	1:40.127	16.493	97	1:40.747	22.971	81	1:39.783	20.232	81	1:39.643	24.468
2	1:42.290	1.617	39	1:40.880	19.053	93	1:40.586	23.098	97	1:40.008	29.002	97	1:41.011	33.551
84	1:42.624	1.951	45	1:41.162	19.665	13	1:40.582	23.597	13	1:40.343	29.951	93	1:41.039	33.710
27	1:43.191	2.518	Lap 5			61	1:42.195	28.533	93	1:40.579	30.296	13	1:40.122	35.007
60	1:44.530	3.857	9	1:37.833		45	1:40.832	29.992	61	1:42.923	39.822	61	1:40.948	46.944
44	1:44.896	4.223	2	1:38.498	4.720	39	1:41.267	31.077	39	1:41.824	40.406	39	1:40.907	47.762
81	1:45.420	4.747	84	1:38.643	5.409	27	2:51.657	1:26.366	45	1:47.278	44.427	45	1:42.377	58.425
97	1:46.404	5.731	27	1:39.323	7.428	Lap 9			Lap 13			Lap 17		
13	1:47.186	6.513	60	1:39.620	8.830	9	1:38.873		9	1:38.928		9	1:38.822	
93	1:47.673	7.000	44	1:39.297	9.266	2	1:38.877	6.216	2	1:39.275	6.717	2	1:39.130	7.154
61	1:48.397	7.724	81	1:38.939	10.537	84	1:38.659	6.660	84	1:39.384	7.788	84	1:39.687	9.734
39	1:49.927	9.254	97	1:40.880	16.205	60	1:39.869	13.570	60	1:39.447	15.825	60	1:39.490	17.750
45	1:50.471	9.798	93	1:39.656	16.439	44	1:39.568	14.305	44	1:39.394	16.263	44	1:40.581	19.514
Lap 2			13	1:40.564	18.283	81	1:40.435	16.404	81	1:40.371	21.675	81	1:40.195	25.841
9	1:37.919		61	1:40.558	19.218	97	1:40.144	24.242	97	1:39.701	29.775	97	1:40.441	35.170
2	1:38.963	2.661	39	1:41.049	22.269	93	1:40.799	25.024	93	1:39.636	31.004	93	1:40.316	35.204
84	1:38.831	2.863	45	1:40.824	22.656	13	1:40.321	25.045	13	1:41.011	32.034	13	1:40.580	36.765
27	1:38.912	3.511	Lap 6			61	1:40.932	30.592	61	1:40.657	41.551	61	1:40.950	49.072
60	1:38.987	4.925	9	1:38.167		45	1:40.914	32.033	39	1:40.719	42.197	39	1:41.123	50.063
44	1:39.250	5.554	2	1:38.658	5.211	39	1:40.748	32.952	45	1:43.403	48.902	45	1:42.129	1:01.732
81	1:39.762	6.590	84	1:38.498	5.740	Lap 10			Lap 14			Lap 18		
97	1:40.331	8.143	27	1:39.933	9.194	9	1:38.473		9	1:38.874		9	1:38.877	
13	1:41.225	9.819	60	1:39.660	10.323	2	1:38.750	6.493	2	1:38.824	6.667	2	1:39.552	7.829
93	1:40.777	9.858	44	1:39.684	10.783	84	1:39.044	7.231	84	1:39.244	8.158	84	1:39.908	10.765
61	1:40.747	10.552	81	1:39.586	11.956	60	1:39.231	14.328	60	1:39.813	16.764	60	1:40.040	18.913
39	1:41.606	12.941	97	1:40.142	18.180	44	1:39.621	15.453	44	1:40.445	17.834	44	1:39.912	20.549
45	1:41.892	13.771	93	1:40.054	18.326	81	1:40.497	18.428	81	1:39.968	22.769	81	1:40.672	27.636
Lap 3			13	1:39.649	19.765	97	1:40.749	26.518	97	1:39.648	30.549	93	1:38.957	35.284
9	1:37.729		61	1:41.225	22.276	13	1:40.499	27.071	93	1:38.797	30.927	97	1:41.874	38.167
2	1:38.862	3.794	39	1:40.871	24.973	93	1:40.763	27.314	13	1:39.934	33.094	13	1:41.100	38.988
84	1:38.939	4.073	45	1:41.043	25.532	61	1:40.725	32.844	61	1:40.504	43.181	61	1:41.659	51.854
27	1:39.094	4.876	Lap 7			45	1:40.567	34.127	39	1:40.656	43.979	39	1:41.166	52.352
60	1:38.955	6.151	9	1:38.285		39	1:41.351	35.830	45	1:41.819	51.847	45	1:41.441	1:04.296
44	1:39.166	6.991	2	1:38.955	5.881	Lap 11			Lap 15			Lap 19		
81	1:39.033	7.894	84	1:38.671	6.126	9	1:38.792		9	1:38.931		9	1:41.204	
97	1:40.342	10.756	60	1:39.734	11.772	2	1:38.694	6.395	2	1:38.891	6.627	2	1:39.684	6.309
13	1:40.569	12.659	44	1:39.690	12.188	84	1:38.893	7.332	84	1:38.974	8.201	84	1:39.292	8.853
93	1:40.604	12.733	81	1:39.645	13.316	60	1:39.344	14.880	60	1:39.082	16.915	60	1:40.508	18.217
61	1:41.503	14.326	27	1:42.412	13.321	44	1:38.965	15.626	44	1:38.761	17.664	44	1:39.640	18.985
39	1:40.921	16.133	97	1:40.941	20.836	81	1:39.686	19.322	81	1:39.903	23.741	81	1:40.264	26.696
45	1:40.421	16.463	93	1:41.083	21.124	97	1:40.141	27.867	97	1:39.838	31.456	93	1:39.496	33.576
Lap 4			13	1:40.147	21.627	13	1:40.202	28.481	93	1:39.591	31.587	97	1:40.191	37.154
9	1:37.960		61	1:40.959	24.950	93	1:40.068	28.590	13	1:39.638	33.801	13	1:39.893	37.677
2	1:38.221	4.055	45	1:40.525	27.772	61	1:41.720	35.772	61	1:40.662	44.912	61	1:42.118	52.768
84	1:38.486	4.599	39	1:41.734	28.422	45	1:40.687	36.022	39	1:40.723	45.771	39	1:42.077	53.225
27	1:39.022	5.938	Lap 8			39	1:40.417	37.455	45	1:42.048	54.964	45	1:42.374	1:05.466
60	1:38.852	7.043	9	1:38.612		Lap 12			Lap 16					
44	1:38.771	7.802	2	1:38.943	6.212	9	1:38.873		9	1:38.916				
81	1:39.497	9.431	84	1:39.360	6.874	2	1:38.848	6.370	2	1:39.135	6.846			
97	1:40.362	13.158	60	1:39.414	12.574	84	1:38.873	7.332	84	1:39.584	8.869			
93	1:39.843	14.616	44	1:40.034	13.610	60	1:39.299	15.306	60	1:39.083	17.082			



TROFEO PIRELLI

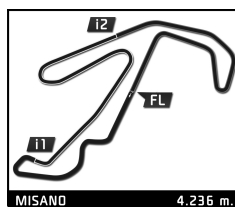
MISANO

Race 1

Analysis

■ Personal Best
 ■ Session Best
 ■ Crossing the finish line in pit lane

Lap	Time	Sector 1	Sector 2	Sector 3	T. Spd	Elapsed	Lap	Time	Sector 1	Sector 2	Sector 3	T. Spd	Elapsed	
2 David FUMANELLI ITA														
Rossocorsa Ferrari 488 Challenge														
1	1:42.290	28.822	38.434	35.034	219.5	1:42.290	11	1:40.202	26.021	38.808	35.373	219.5	18:31.797	
2	1:38.963	25.483	38.464	35.016	219.5	3:21.253	12	1:40.343	26.052	38.876	35.415	220.4	20:12.140	
3	1:38.862	25.725	38.359	34.778	219.1	5:00.115	13	1:41.011	26.047	39.239	35.725	220.0	21:53.151	
4	1:38.221	25.456	38.006	34.759	220.0	6:38.336	14	1:39.934	25.980	38.633	35.321	220.9	23:33.085	
5	1:38.498	25.576	38.078	34.844	220.4	8:16.834	15	1:39.638	25.828	38.525	35.285	221.3	25:12.723	
6	1:38.658	25.620	38.134	34.904	220.9	9:55.492	16	1:40.122	26.009	38.566	35.547	218.6	26:52.845	
7	1:38.955	25.737	38.249	34.969	220.9	11:34.447	17	1:40.580	26.366	38.727	35.487	221.8	28:33.425	
8	1:38.943	25.710	38.274	34.959	219.5	13:13.390	18	1:41.100	26.223	39.326	35.551	221.3	30:14.525	
9	1:38.877	25.687	38.159	35.031	220.9	14:52.267	19	1:39.893	25.805	38.657	35.431	221.8	31:54.418	
10	1:38.750	25.656	38.177	34.917	221.3	16:31.017								
11	1:38.694	25.717	38.119	34.858	220.9	18:09.711								
12	1:38.848	25.722	38.175	34.951	220.9	19:48.559								
13	1:39.275	25.790	38.169	35.316	220.9	21:27.834								
14	1:38.824	25.715	38.079	35.030	221.3	23:06.658								
15	1:38.891	25.719	38.182	34.990	220.9	24:45.549								
16	1:39.135	25.738	38.308	35.089	221.8	26:24.684								
17	1:39.130	25.600	38.282	35.248	221.3	28:03.814								
18	1:39.552	25.873	38.251	35.428	220.9	29:43.366								
19	1:39.684	25.947	38.319	35.418	220.4	31:23.050								
27 Alessandro VEZZONI ITA														
Rossocorsa - Pellin Racing Ferrari 488 Challenge														
1	1:43.191	29.896	38.483	34.812	222.2	1:43.191	11	1:40.202	26.021	38.808	35.373	219.5	18:31.797	
2	1:38.912	25.489	38.429	34.994	221.3	3:22.103	12	1:40.343	26.052	38.876	35.415	220.4	20:12.140	
3	1:39.094	25.813	38.411	34.870	221.8	5:01.197	13	1:41.011	26.047	39.239	35.725	220.0	21:53.151	
4	1:39.022	25.483	38.560	34.979	221.8	6:40.219	14	1:39.934	25.980	38.633	35.321	220.9	23:33.085	
5	1:39.323	25.625	38.514	35.184	221.8	8:19.542	15	1:39.638	25.828	38.525	35.285	221.3	25:12.723	
6	1:39.933	25.581	38.552	35.800	222.2	9:59.475	16	1:40.122	26.009	38.566	35.547	218.6	26:52.845	
7	1:42.412	25.951	39.010	37.451	221.3	11:41.887	17	1:40.580	26.366	38.727	35.487	221.8	28:33.425	
8	2:51.657	41.358	1:03.385	1:06.914	134.8	14:33.544	18	1:41.100	26.223	39.326	35.551	221.3	30:14.525	
							19	1:39.893	25.805	38.657	35.431	221.8	31:54.418	
39 John SAWBRIDGE GBR														
Ferrari GB Ferrari 488 Challenge														
1	1:49.927	33.697	39.838	36.392	218.2	1:49.927	11	1:40.202	26.021	38.808	35.373	219.5	18:31.797	
2	1:41.606	26.633	39.107	35.866	219.1	3:31.533	12	1:40.343	26.052	38.876	35.415	220.4	20:12.140	
3	1:40.921	26.224	39.050	35.647	219.1	5:12.454	13	1:41.011	26.047	39.239	35.725	220.0	21:53.151	
4	1:40.880	26.029	39.142	35.709	218.6	6:53.334	14	1:39.934	25.980	38.633	35.321	220.9	23:33.085	
5	1:41.049	25.993	39.148	35.908	219.5	8:34.383	15	1:39.638	25.828	38.525	35.285	221.3	25:12.723	
6	1:40.871	25.976	38.969	35.926	219.5	10:15.254	16	1:40.122	26.009	38.566	35.547	218.6	26:52.845	
7	1:41.734	26.068	39.976	35.690	219.1	11:56.988	17	1:40.580	26.366	38.727	35.487	221.8	28:33.425	
8	1:41.267	26.313	39.039	35.915	216.9	13:38.255	18	1:41.100	26.223	39.326	35.551	221.3	30:14.525	
9	1:40.748	25.985	38.834	35.929	218.2	15:19.003	19	1:39.893	25.805	38.657	35.431	221.8	31:54.418	
10	1:41.351	26.180	39.283	35.888	218.6	17:00.354								
11	1:40.417	25.777	38.968	35.672	218.6	18:40.771								
12	1:41.824	26.080	39.171	36.573	219.5	20:22.595								
13	1:40.719	26.071	38.761	35.887	219.5	22:03.314								
14	1:40.656	26.063	39.090	35.503	220.4	23:43.970								
15	1:40.723	26.125	38.937	35.661	219.1	25:24.693								
16	1:40.907	26.102	38.808	35.997	220.0	27:05.600								
17	1:41.123	26.377	39.055	35.691	219.1	28:46.723								
18	1:41.166	25.953	39.643	35.570	220.9	30:27.889								
19	1:42.077	26.255	39.764	36.058	219.5	32:09.966								
44 Jens LIEBHAUSER DEU														
Formula Racing Ferrari 488 Challenge														
1	1:44.896	30.666	38.880	35.350	220.4	1:44.896	11	1:40.202	26.021	38.808	35.373	219.5	18:31.797	
2	1:39.250	26.017	38.307	34.926	220.0	3:24.146	12	1:40.343	26.052	38.876	35.415	220.4	20:12.140	
3	1:39.166	25.711	38.538	34.917	220.4	5:03.312	13	1:41.011	26.047	39.239	35.725	220.0	21:53.151	
4	1:38.771	25.490	38.276	35.005	221.8	6:42.083	14	1:39.934	25.980	38.633	35.321	220.9	23:33.085	
5	1:39.297	25.488	38.443	35.366	221.8	8:21.380	15	1:39.638	25.828	38.525	35.285	221.3	25:12.723	
6	1:39.684	25.621	38.617	35.446	220.9	10:01.064	16	1:40.122	26.009	38.566	35.547	218.6	26:52.845	
7	1:39.690	25.632	38.516	35.542	221.8	11:40.754	17	1:40.580	26.366	38.727	35.487	221.8	28:33.425	
8	1:40.034	25.702	38.746	35.586	221.8	13:20.788	18	1:41.100	26.223	39.326	35.551	221.3	30:14.525	
9	1:39.568	25.787	38.530	35.251	220.9	15:00.356	19	1:39.893	25.805	38.657	35.431	221.8	31:54.418	
10	1:39.621	25.770	38.488	35.363	221.3	16:39.977								
11	1:38.965	25.546	38.469	34.950	222.2	18:18.942								
12	1:39.044	25.510	38.444	35.090	220.9	19:57.986								



TROFEO PIRELLI

MISANO

Race 1

Analysis

■ Personal Best
 ■ Session Best
 ■ Crossing the finish line in pit lane

Lap	Time	Sector 1	Sector 2	Sector 3	T. Spd	Elapsed
13	1:39.394	25.865	38.403	35.126	222.2	21:37.380
14	1:40.445	25.836	39.625	34.984	222.2	23:17.825
15	1:38.761	25.627	38.150	34.984	221.3	24:56.586
16	1:39.007	25.722	38.476	34.809	222.7	26:35.593
17	1:40.581	26.049	39.312	35.220	223.6	28:16.174
18	1:39.912	26.245	38.763	34.904	221.3	29:56.086
19	1:39.640	25.909	38.722	35.009	222.7	31:35.726

45 **Christian OVERGAARD** DNK
 Baron Motorsport Ferrari 488 Challenge

Lap	Time	Sector 1	Sector 2	Sector 3	T. Spd	Elapsed
1	1:50.471	32.692	41.124	36.655	219.5	1:50.471
2	1:41.892	26.596	39.277	36.019	219.1	3:32.363
3	1:40.421	25.955	39.048	35.418	219.1	5:12.784
4	1:41.162	26.090	39.267	35.805	217.7	6:53.946
5	1:40.824	26.284	38.773	35.767	219.5	8:34.770
6	1:41.043	26.293	38.777	35.973	219.5	10:15.813
7	1:40.525	25.980	38.880	35.665	218.6	11:56.338
8	1:40.832	26.199	39.044	35.589	218.6	13:37.170
9	1:40.914	25.946	39.283	35.685	217.3	15:18.084
10	1:40.567	26.176	38.879	35.512	220.0	16:58.651
11	1:40.687	25.899	38.906	35.882	219.5	18:39.338
12	1:47.278	26.216	39.700	41.362	218.2	20:26.616
13	1:43.403	26.744	40.188	36.471	218.2	22:10.019
14	1:41.819	26.206	39.070	36.543	217.7	23:51.838
15	1:42.048	26.411	39.290	36.347	216.4	25:33.886
16	1:42.377	26.746	39.376	36.255	218.2	27:16.263
17	1:42.129	26.366	39.154	36.609	218.6	28:58.392
18	1:41.441	26.219	39.118	36.104	219.5	30:39.833
19	1:42.374	26.451	39.369	36.554	217.7	32:22.207

60 **Johnny LAURSEN** DNK
 Formula Racing Ferrari 488 Challenge

Lap	Time	Sector 1	Sector 2	Sector 3	T. Spd	Elapsed
1	1:44.530	30.248	38.862	35.420	219.5	1:44.530
2	1:38.987	25.456	38.475	35.056	219.5	3:23.517
3	1:38.955	25.277	38.579	35.099	218.6	5:02.472
4	1:38.852	25.347	38.463	35.042	218.2	6:41.324
5	1:39.620	25.546	38.765	35.309	218.6	8:20.944
6	1:39.660	25.486	38.759	35.415	217.7	10:00.604
7	1:39.734	25.528	38.746	35.460	219.1	11:40.338
8	1:39.414	25.705	38.434	35.275	218.6	13:19.752
9	1:39.869	25.954	38.629	35.286	219.1	14:59.621
10	1:39.231	25.696	38.560	34.975	220.9	16:38.852
11	1:39.344	25.361	38.778	35.205	220.0	18:18.196
12	1:39.299	25.570	38.636	35.093	218.6	19:57.495
13	1:39.447	25.865	38.638	34.944	218.6	21:36.942
14	1:39.813	25.543	38.434	35.836	220.9	23:16.755
15	1:39.082	25.816	38.476	34.790	220.4	24:55.837
16	1:39.083	25.548	38.627	34.908	221.8	26:34.920
17	1:39.490	25.582	38.563	35.345	221.3	28:14.410
18	1:40.040	25.827	38.660	35.553	221.3	29:54.450
19	1:40.508	25.640	38.830	36.038	221.3	31:34.958

61 **John DHILLON** GBR
 Formula Racing Ferrari 488 Challenge

Lap	Time	Sector 1	Sector 2	Sector 3	T. Spd	Elapsed
1	1:48.397	32.377	40.323	35.697	221.3	1:48.397
2	1:40.747	25.826	39.030	35.891	223.6	3:29.144
3	1:41.503	26.288	39.399	35.816	221.3	5:10.647

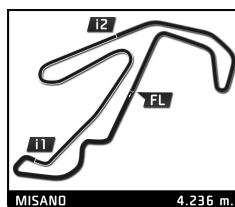
Lap	Time	Sector 1	Sector 2	Sector 3	T. Spd	Elapsed
4	1:40.127	25.900	38.709	35.518	224.1	6:50.774
5	1:40.558	25.840	38.827	35.891	224.1	8:31.332
6	1:41.225	26.326	38.696	36.203	224.1	10:12.557
7	1:40.959	26.017	39.357	35.585	223.1	11:53.516
8	1:42.195	26.264	39.865	36.066	222.2	13:35.711
9	1:40.932	25.995	38.797	36.140	224.5	15:16.643
10	1:40.725	26.098	38.909	35.718	224.1	16:57.368
11	1:41.720	26.062	39.499	36.159	222.7	18:39.088
12	1:42.923	25.919	40.368	36.636	221.3	20:22.011
13	1:40.657	25.927	38.929	35.801	224.1	22:02.668
14	1:40.504	26.112	38.681	35.711	224.1	23:43.172
15	1:40.662	25.999	39.159	35.504	224.1	25:23.834
16	1:40.948	26.181	39.081	35.686	224.1	27:04.782
17	1:40.950	26.016	39.057	35.877	223.1	28:45.732
18	1:41.659	26.491	38.929	36.239	224.1	30:27.391
19	1:42.118	26.271	38.992	36.855	224.5	32:09.509

81 **Fabienne WOHLWEND** LIE
 Octane 126 Ferrari 488 Challenge

Lap	Time	Sector 1	Sector 2	Sector 3	T. Spd	Elapsed
1	1:45.420	31.223	38.933	35.264	219.1	1:45.420
2	1:39.762	26.122	38.719	34.921	220.0	3:25.182
3	1:39.033	25.614	38.389	35.030	220.0	5:04.215
4	1:39.497	25.549	38.624	35.324	219.5	6:43.712
5	1:38.939	25.383	38.411	35.145	219.5	8:22.651
6	1:39.586	25.712	38.438	35.436	218.6	10:02.237
7	1:39.645	25.691	38.556	35.398	220.0	11:41.882
8	1:40.138	25.975	38.788	35.375	220.9	13:22.020
9	1:40.435	26.124	38.939	35.372	220.4	15:02.455
10	1:40.497	25.868	39.009	35.620	220.9	16:42.952
11	1:39.686	25.742	38.674	35.270	220.9	18:22.638
12	1:39.783	25.805	38.494	35.484	221.3	20:02.421
13	1:40.371	26.057	38.571	35.743	221.8	21:42.792
14	1:39.968	25.956	38.678	35.334	221.3	23:22.760
15	1:39.903	25.960	38.597	35.346	221.3	25:02.663
16	1:39.643	25.768	38.554	35.321	221.3	26:42.306
17	1:40.195	25.816	38.938	35.441	220.9	28:22.501
18	1:40.672	26.225	39.122	35.325	221.8	30:03.173
19	1:40.264	25.786	38.543	35.935	221.3	31:43.437

84 **Bjorn GROSSMANN** DEU
 Octane 126 Ferrari 488 Challenge

Lap	Time	Sector 1	Sector 2	Sector 3	T. Spd	Elapsed
1	1:42.624	29.481	38.257	34.886	223.1	1:42.624
2	1:38.831	25.507	38.410	34.914	223.6	3:21.455
3	1:38.939	26.008	38.101	34.830	223.6	5:00.394
4	1:38.486	25.622	37.996	34.868	223.1	6:38.880
5	1:38.643	25.551	38.205	34.887	223.1	8:17.523
6	1:38.498	25.692	37.949	34.857	223.6	9:56.021
7	1:38.671	25.657	38.033	34.981	224.5	11:34.692
8	1:39.360	25.953	38.210	35.197	223.1	13:14.052
9	1:38.659	25.742	37.991	34.926	224.1	14:52.711
10	1:39.044	25.751	38.355	34.938	224.5	16:31.755
11	1:38.893	25.619	38.447	34.827	224.1	18:10.648
12	1:38.873	25.680	38.091	35.102	225.9	19:49.521
13	1:39.384	25.816	38.401	35.167	225.0	21:28.905
14	1:39.244	25.881	38.288	35.075	225.5	23:08.149
15	1:38.974	25.911	38.214	34.849	225.0	24:47.123
16	1:39.584	25.876	38.557	35.151	225.9	26:26.707



TROFEO PIRELLI

MISANO

Race 1

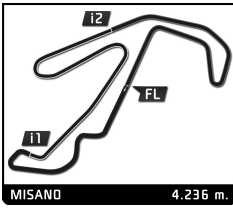
Analysis

■ Personal Best
 ■ Session Best
 B Crossing the finish line in pit lane

Lap	Time	Sector 1	Sector 2	Sector 3	T. Spd	Elapsed	Lap	Time	Sector 1	Sector 2	Sector 3	T. Spd	Elapsed
17	1:39.687	26.140	38.354	35.193	225.5	28:06.394							
18	1:39.908	26.095	38.672	35.141	224.5	29:46.302							
19	1:39.292	25.959	38.429	34.904	225.5	31:25.594							

93 Chris FROGGATT		GBR											
Ferrari GB		Ferrari 488 Challenge											
1	1:47.673	33.094	39.239	35.340	216.4	1:47.673							
2	1:40.777	26.085	38.855	35.837	217.7	3:28.450							
3	1:40.604	26.529	38.984	35.091	217.7	5:09.054							
4	1:39.843	26.362	38.461	35.020	218.6	6:48.897							
5	1:39.656	25.398	38.245	36.013	218.6	8:28.553							
6	1:40.054	25.688	38.644	35.722	217.7	10:08.607							
7	1:41.083	26.157	38.890	36.036	219.1	11:49.690							
8	1:40.586	25.855	38.606	36.125	220.9	13:30.276							
9	1:40.799	26.172	38.577	36.050	220.9	15:11.075							
10	1:40.763	26.260	38.879	35.624	217.7	16:51.838							
11	1:40.068	26.118	38.744	35.206	219.1	18:31.906							
12	1:40.579	26.263	38.961	35.355	219.5	20:12.485							
13	1:39.636	26.029	38.599	35.008	219.5	21:52.121							
14	1:38.797	25.398	38.268	35.131	220.9	23:30.918							
15	1:39.591	25.797	38.566	35.228	220.9	25:10.509							
16	1:41.039	26.709	38.609	35.721	220.4	26:51.548							
17	1:40.316	26.395	38.852	35.069	221.8	28:31.864							
18	1:38.957	25.670	38.198	35.089	221.8	30:10.821							
19	1:39.496	25.562	38.732	35.202	221.3	31:50.317							

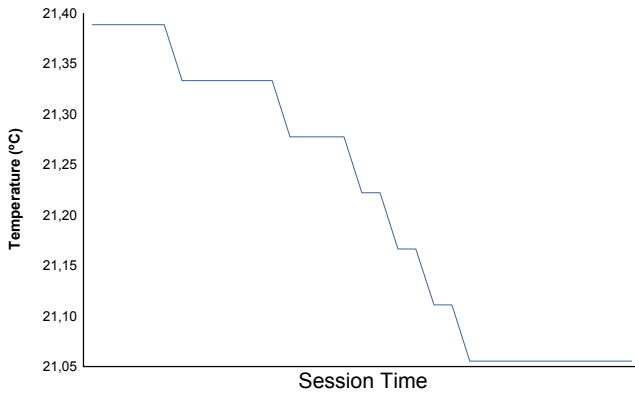
97 Tommaso ROCCA		ITA											
Rossocorsa		Ferrari 488 Challenge											
1	1:46.404	31.710	39.142	35.552	214.3	1:46.404							
2	1:40.331	25.650	38.919	35.762	215.1	3:26.735							
3	1:40.342	25.846	38.797	35.699	214.7	5:07.077							
4	1:40.362	25.944	38.621	35.797	216.9	6:47.439							
5	1:40.880	25.931	38.779	36.170	217.3	8:28.319							
6	1:40.142	25.497	38.725	35.920	216.4	10:08.461							
7	1:40.941	25.838	39.102	36.001	216.4	11:49.402							
8	1:40.747	25.737	38.794	36.216	216.9	13:30.149							
9	1:40.144	25.937	38.615	35.592	216.4	15:10.293							
10	1:40.749	25.671	38.787	36.291	216.9	16:51.042							
11	1:40.141	25.624	38.911	35.606	216.9	18:31.183							
12	1:40.008	25.906	38.745	35.357	217.3	20:11.191							
13	1:39.701	25.813	38.382	35.506	217.7	21:50.892							
14	1:39.648	25.850	38.514	35.284	217.3	23:30.540							
15	1:39.838	25.825	38.541	35.472	217.7	25:10.378							
16	1:41.011	26.350	38.919	35.742	217.7	26:51.389							
17	1:40.441	26.244	38.762	35.435	218.2	28:31.830							
18	1:41.874	26.921	38.721	36.232	218.6	30:13.704							
19	1:40.191	25.883	38.721	35.587	216.9	31:53.895							



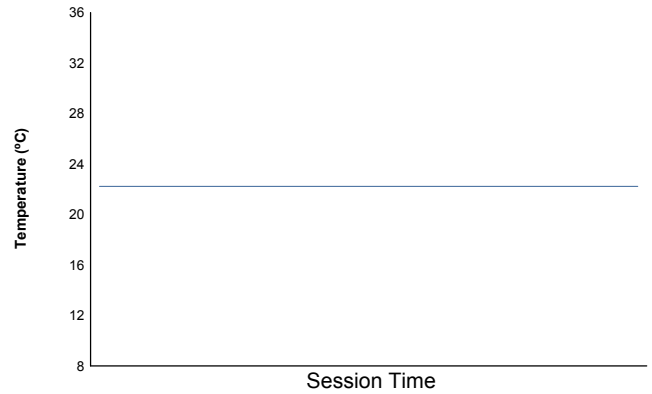
MISANO
TROFEO PIRELLI
Race 1

Weather Report

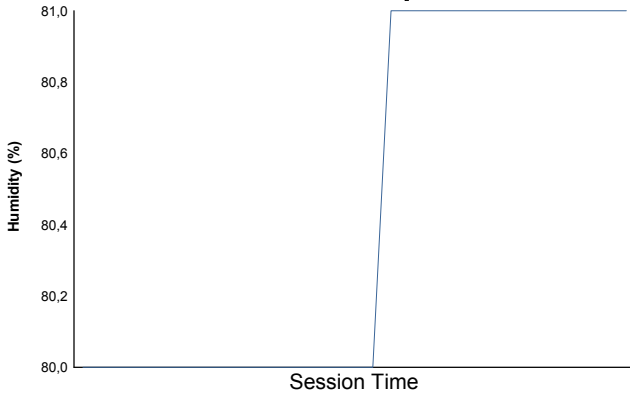
Air Temperature



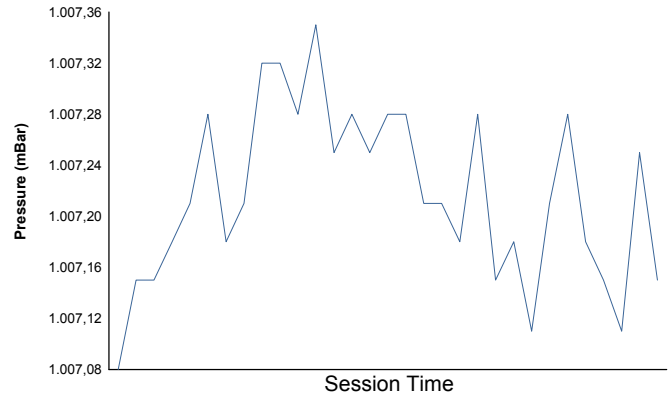
Track Temperature



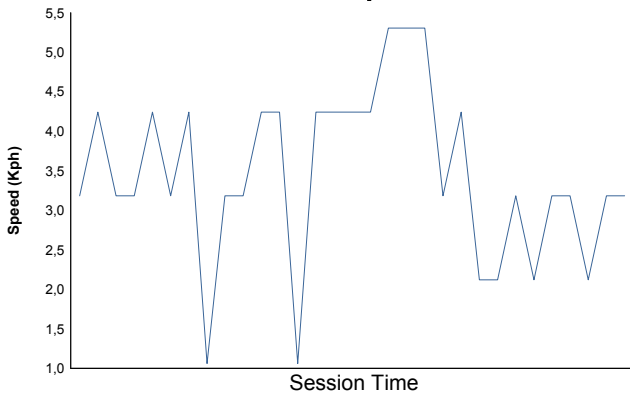
Humidity



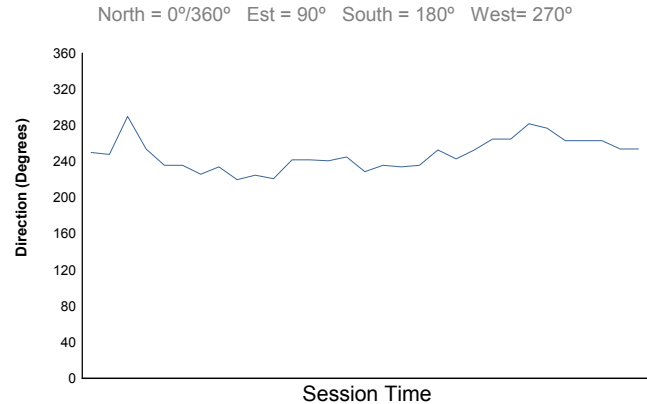
Pressure



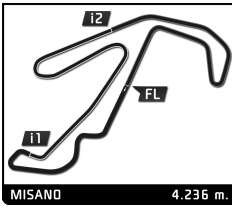
Wind Speed



Wind direction



Track Status: **DRY**



TROFEO PIRELLI
MISANO
 Qualifying 2
 Final Classification

Nr.	Driver	Nat	Team	Car		Time	Lap Total	Gap	Kph
1	84 Bjorn GROSSMANN	DEU	Octane 126	Ferrari 488 Challenge	P	1:37.282	8 11	-	- 156.4
2	9 Niklas NIELSEN	DNK	Formula Racing	Ferrari 488 Challenge	P	1:37.496	6 10	+0.214	+0.214 156.0
3	60 Johnny LAURSEN	DNK	Formula Racing	Ferrari 488 Challenge	P	1:37.692	6 9	+0.410	+0.196 155.7
4	2 David FUMANELLI	ITA	Rossocorsa	Ferrari 488 Challenge	P	1:37.734	7 9	+0.452	+0.042 155.7
5	81 Fabienne WOHLWEND	LIE	Octane 126	Ferrari 488 Challenge	P-AM	1:38.440	9 11	+1.158	+0.706 154.5
6	93 Chris FROGGATT	GBR	Ferrari GB	Ferrari 488 Challenge	P-AM	1:38.466	7 10	+1.184	+0.026 154.5
7	44 Jens LIEBHAUSER	DEU	Formula Racing	Ferrari 488 Challenge	P	1:38.538	8 12	+1.256	+0.072 154.4
8	97 Tommaso ROCCA	ITA	Rossocorsa	Ferrari 488 Challenge	P-AM	1:38.764	6 10	+1.482	+0.226 154.0
9	27 Alessandro VEZZONI	ITA	Rossocorsa - Pellin Racing	Ferrari 488 Challenge	P	1:39.219	3 11	+1.937	+0.455 153.3
10	45 Christian OVERGAARD	DNK	Baron Motorsport	Ferrari 488 Challenge	P-AM	1:39.520	10 16	+2.238	+0.301 152.9
11	13 Martin NELSON	SWE	Scuderia Autoropa	Ferrari 488 Challenge	P-AM	1:39.560	7 12	+2.278	+0.040 152.8
12	61 John DHILLON	GBR	Formula Racing	Ferrari 488 Challenge	P-AM	1:39.843	11 12	+2.561	+0.283 152.4
13	39 John SAWBRIDGE	GBR	Ferrari GB	Ferrari 488 Challenge	P-AM	1:40.018	10 14	+2.736	+0.175 152.1

Fastest Lap	Lap 8	Bjorn GROSSMANN	1:37.282	156.4 Kph
--------------------	-------	-----------------	-----------------	-----------

 Qualifying Time: **1:56.738**

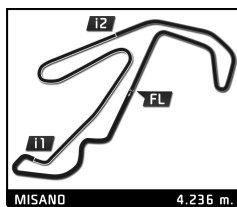
CARS #39 - 44 DELETED SOME LAPS TIME DUE TO TRACK LIMITS

Published at:

 Track Status: **DRY**

Stewards:

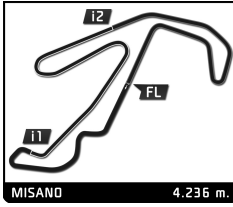
Timekeeper:



TROFEO PIRELLI MISANO Qualifying 2

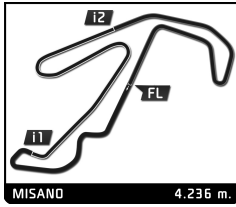
Best Sector Times

SECTOR 1			SECTOR 2		SECTOR 3		Pos	Driver	Ideal Lap	Best Lap	
Pos	Driver	Time	Driver	Time	Driver	Time					
1	60 J.LAURSEN	25.024	84 B.GROSSMANN	37.755	84 B.GROSSMANN	34.275	1	84 B.GROSSMANN	1:37.060	1:37.282	(1)
2	84 B.GROSSMANN	25.030	2 D.FUMANELLI	37.838	9 N.NIELSEN	34.450	2	9 N.NIELSEN	1:37.496	1:37.496	(2)
3	9 N.NIELSEN	25.116	9 N.NIELSEN	37.930	60 J.LAURSEN	34.487	3	60 J.LAURSEN	1:37.569	1:37.692	(3)
4	2 D.FUMANELLI	25.146	44 J.LIEBHAUSER	38.006	2 D.FUMANELLI	34.750	4	2 D.FUMANELLI	1:37.734	1:37.734	(4)
5	93 C.FROGGATT	25.266	60 J.LAURSEN	38.058	93 C.FROGGATT	34.818	5	93 C.FROGGATT	1:38.378	1:38.466	(6)
6	81 F.WOHLWEND	25.287	81 F.WOHLWEND	38.145	81 F.WOHLWEND	34.971	6	81 F.WOHLWEND	1:38.403	1:38.440	(5)
7	97 T.ROCCA	25.381	27 A.VEZZONI	38.279	97 T.ROCCA	34.983	7	44 J.LIEBHAUSER	1:38.538	1:38.538	(7)
8	44 J.LIEBHAUSER	25.402	93 C.FROGGATT	38.294	27 A.VEZZONI	35.001	8	97 T.ROCCA	1:38.759	1:38.764	(8)
9	27 A.VEZZONI	25.531	97 T.ROCCA	38.395	13 M.NELSON	35.061	9	27 A.VEZZONI	1:38.811	1:39.219	(9)
10	45 C.OVERGAARD	25.606	13 M.NELSON	38.437	45 C.OVERGAARD	35.092	10	13 M.NELSON	1:39.216	1:39.560	(11)
11	61 J.DHILLON	25.696	61 J.DHILLON	38.448	44 J.LIEBHAUSER	35.130	11	45 C.OVERGAARD	1:39.278	1:39.520	(10)
12	39 J.SAWBRIDGE	25.699	39 J.SAWBRIDGE	38.567	61 J.DHILLON	35.135	12	61 J.DHILLON	1:39.279	1:39.843	(12)
13	13 M.NELSON	25.718	45 C.OVERGAARD	38.580	39 J.SAWBRIDGE	35.476	13	39 J.SAWBRIDGE	1:39.742	1:40.018	(13)



TROFEO PIRELLI
MISANO
 Qualifying 2
 Best Top Speeds

Driver	Team		Top 1		Top 2		Top 3		Top 4		Top 5		Avg
			Kph	Lap	Kph	Lap	Kph	Lap	Kph	Lap	Kph	Lap	
61 John DHILLON	Formula Racing	P-AM	224.5	4	222.7	12	222.7	3	222.2	10	222.2	1	222,9
60 Johnny LAURSEN	Formula Racing	P	220.9	8	219.1	6	218.6	3	218.2	2	217.7	1	218,9
84 Bjorn GROSSMANN	Octane 126	P	220.9	2	220.4	1	220.4	10	220.4	8	220.4	11	220,5
27 Alessandro VEZZONI	Rossocorsa - Pellin Racing	P	220.9	1	220.9	2	220.4	8	220.0	3	220.0	5	220,4
81 Fabienne WOHLWEND	Octane 126	P-AM	220.4	2	219.5	1	219.5	3	219.1	4	218.6	9	219,4
44 Jens LIEBHAUSER	Formula Racing	P	220.4	2	219.5	12	219.5	7	219.5	3	219.1	4	219,6
93 Chris FROGGATT	Ferrari GB	P-AM	220.0	1	217.7	2	215.1	10	215.1	5	214.7	9	216,5
2 David FUMANELLI	Rossocorsa	P	220.0	1	218.6	2	217.7	4	217.3	3	216.4	7	218,0
13 Martin NELSON	Scuderia Autoropa	P-AM	219.1	12	219.1	11	219.1	8	219.1	7	218.6	6	219,0
45 Christian OVERGAARD	Baron Motorsport	P-AM	218.6	2	218.2	15	217.3	1	217.3	3	217.3	12	217,7
39 John SAWBRIDGE	Ferrari GB	P-AM	218.2	2	217.3	10	217.3	12	216.4	9	216.4	6	217,1
9 Niklas NIELSEN	Formula Racing	P	218.2	2	217.3	1	217.3	6	216.9	4	216.9	9	217,3
97 Tommaso ROCCA	Rossocorsa	P-AM	216.0	2	215.6	8	214.3	3	214.3	5	213.4	4	214,7

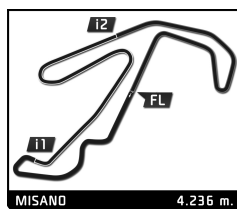

TROFEO PIRELLI

MISANO

Qualifying 2

Fastest Lap Sequence

Practice Time	Driver	Team	Car	Class	Time	Kph	Lap
3:43.845	84 Bjorn GROSSMANN	Octane 126	Ferrari 488 Challenge	P	1:41.592	149.8	2
3:49.053	2 David FUMANELLI	Rossocorsa	Ferrari 488 Challenge	P	1:40.018	152.1	2
5:02.563	9 Niklas NIELSEN	Formula Racing	Ferrari 488 Challenge	P	1:39.033	153.6	2
6:41.443	9 Niklas NIELSEN	Formula Racing	Ferrari 488 Challenge	P	1:38.880	153.9	3
16:42.841	97 Tommaso ROCCA	Rossocorsa	Ferrari 488 Challenge	P-AM	1:38.764	154.0	6
20:18.855	9 Niklas NIELSEN	Formula Racing	Ferrari 488 Challenge	P	1:37.496	156.0	6
20:44.642	84 Bjorn GROSSMANN	Octane 126	Ferrari 488 Challenge	P	1:37.282	156.4	8



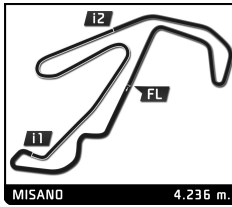
TROFEO PIRELLI

MISANO

Qualifying 2

Analysis

Lap	Time	Sector 1	Sector 2	Sector 3	T. Spd	Elapsed	Lap	Time	Sector 1	Sector 2	Sector 3	T. Spd	Elapsed
2 David FUMANELLI ITA													
Rossocorsa Ferrari 488 Challenge													
1	2:09.035	47.781	39.979	41.275	220.0	2:09.035	1	2:15.597	52.467	42.887	40.243	214.3	2:15.597
2	1:40.018	26.034	38.560	35.424	218.6	3:49.053	2	1:41.709	26.323	39.321	36.065	218.2	3:57.306
3	1:39.380	25.700	38.382	35.298	217.3	5:28.433	3	1:40.888	26.134	38.935	35.819	216.4	5:38.194
4	1:51.883 B	26.098	40.593	45.192	217.7	7:20.316	4	1:41.283	26.065	39.137	36.081	216.0	7:19.477
5	12:31.610 B	...	40.061	54.839	215.1	19:51.926	5	1:41.946	26.169	39.155	36.622	216.0	9:01.423
6	4:41.377	3:21.221	44.760	35.396	210.5	24:33.303	6	1:40.942	26.036	39.046	35.860	216.4	10:42.365
7	1:37.734	25.146	37.838	34.750	216.4	26:11.037	7	2:08.315 B	29.786	43.647	54.882	183.1	12:50.680
8	1:59.532	27.724	56.079	35.729	213.4	28:10.569	8	3:07.107	1:44.740	42.832	39.535	214.7	15:57.787
9	1:38.043	25.216	38.054	34.773	214.7	29:48.612	9	1:42.722	26.825	39.439	36.458	216.4	17:40.509
9 Niklas NIELSEN DNK													
Formula Racing Ferrari 488 Challenge													
1	3:23.530	2:06.977	39.598	36.955	217.3	3:23.530	10	1:40.018	25.831	38.567	35.620	217.3	19:20.527
2	1:39.033	25.551	38.476	35.006	218.2	5:02.563	11	1:54.641	26.068	47.358	41.215	170.6	21:15.168
3	1:38.880	25.564	38.344	34.972	215.6	6:41.443	12	1:40.461	25.699	38.844	35.918	217.3	22:55.629
4	9:55.837 B	25.776	39.526	8:50.535	216.9	16:37.280	13	1:40.022	25.730	38.816	35.476	216.0	24:35.651
5	2:04.079	48.319	39.738	36.022	214.7	18:41.359	14	2:05.358 B	25.931	38.983	1:00.444	214.7	26:41.009
6	1:37.496	25.116	37.930	34.450	217.3	20:18.855							
7	1:55.451	28.296	46.558	40.597	160.7	22:14.306							
8	1:39.543	25.122	38.380	36.041	216.4	23:53.849							
9	1:37.953	25.139	38.065	34.749	216.9	25:31.802							
10	2:03.661	32.147	48.976	42.538	172.5	27:35.463							
44 Jens LIEBHAUSER DEU													
Formula Racing Ferrari 488 Challenge													
1	2:13.971	50.565	42.646	40.760	191.5	2:13.971							
2	1:40.340	26.041	38.809	35.490	220.4	3:54.311							
3	1:39.488	25.695	38.483	35.310	219.5	5:33.799							
4	1:40.348	25.798	38.717	35.833	219.1	7:14.147							
5	2:02.176 B	28.283	41.894	51.999	218.2	9:16.323							
6	9:27.980	8:10.858	40.934	36.188	190.8	18:44.303							
7	1:39.117	25.683	38.191	35.243	219.5	20:23.420							
8	1:38.538	25.402	38.006	35.130	219.1	22:01.958							
9	1:39.432	25.753	38.367	35.312	218.2	23:41.390							
10	1:39.048	25.477	38.331	35.240	218.2	25:20.438							
11	1:51.351	25.641	46.778	38.932	127.7	27:11.789							
12	1:39.094	25.623	38.325	35.146	219.5	28:50.883							
45 Christian OVERGAARD DNK													
Baron Motorsport Ferrari 488 Challenge													
1	3:26.637	2:08.517	40.852	37.268	217.3	3:26.637							
2	1:41.498	26.422	39.233	35.843	218.6	5:08.135							
3	1:41.195	26.255	39.092	35.848	217.3	6:49.330							
4	1:41.015	26.118	38.954	35.943	216.9	8:30.345							
5	1:41.746	26.261	39.414	36.071	216.9	10:12.091							
6	1:52.609 B	26.474	39.443	46.692	216.9	12:04.700							
7	2:38.275	1:21.619	39.904	36.752	216.4	14:42.975							
8	1:40.159	25.895	38.659	35.605	214.7	16:23.134							
9	1:40.187	25.606	38.968	35.613	214.7	18:03.321							
10	1:39.520	25.733	38.695	35.092	214.3	19:42.841							
11	1:43.277	27.190	39.989	36.098	216.4	21:26.118							
12	1:40.562	26.120	38.677	35.765	217.3	23:06.680							
13	1:39.876	25.857	38.712	35.307	216.4	24:46.556							
14	1:52.820	29.299	44.801	38.720	187.5	26:39.376							
15	1:39.771	25.790	38.580	35.401	218.2	28:19.147							
16	2:05.147 B	28.988	44.655	51.504	193.9	30:24.294							
60 Johnny LAURSEN DNK													
Formula Racing Ferrari 488 Challenge													
1	3:24.878	2:07.596	40.522	36.760	217.7	3:24.878							
2	1:39.358	25.611	38.694	35.053	218.2	5:04.236							
3	1:39.547	25.722	38.575	35.250	218.6	6:43.783							
4	9:55.697 B	26.160	40.869	8:48.668	212.6	16:39.480							
5	2:03.157	46.689	39.788	36.680	212.2	18:42.637							
6	1:37.692	25.147	38.058	34.487	219.1	20:20.329							
27 Alessandro VEZZONI ITA													
Rossocorsa - Pellin Racing Ferrari 488 Challenge													
1	2:09.897	49.263	41.179	39.455	220.9	2:09.897							
2	1:40.942	26.461	38.956	35.525	220.9	3:50.839							
3	1:39.219	25.939	38.279	35.001	220.0	5:30.058							
4	1:39.319	25.592	38.579	35.148	219.1	7:09.377							
5	1:39.756	25.705	38.875	35.176	220.0	8:49.133							
6	2:01.995 B	26.324	39.157	56.514	216.4	10:51.128							
7	10:49.191	9:22.753	48.094	38.344	218.2	21:40.319							
8	1:39.359	25.531	38.531	35.297	220.4	23:19.678							
9	1:39.832	25.685	38.644	35.503	217.3	24:59.510							
10	2:17.490 B	33.369	50.016	54.105	196.7	27:17.000							
11	3:15.365 B	1:39.795	39.213	56.357	219.5	30:32.365							
39 John SAWBRIDGE GBR													
Ferrari GB Ferrari 488 Challenge													



TROFEO PIRELLI

MISANO

Qualifying 2

Analysis

■ Personal Best
 ■ Session Best
 ■ B Crossing the finish line in pit lane

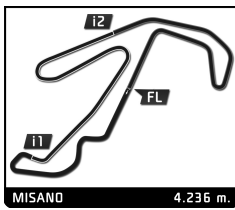
Lap	Time	Sector 1	Sector 2	Sector 3	T. Spd	Elapsed	Lap	Time	Sector 1	Sector 2	Sector 3	T. Spd	Elapsed
7	1:48.188	25.024	39.255	43.909	211.8	22:08.517	9	1:57.317 B	25.371	38.399	53.547	214.7	26:22.784
8	1:46.128	28.150	41.725	36.253	220.9	23:54.645	10	2:45.757	1:31.939	38.778	35.040	215.1	29:08.541
9	1:38.554	25.193	38.361	35.000	217.3	25:33.199							

61 John DHILLON GBR						
Formula Racing				Ferrari 488 Challenge		
1	2:18.334	53.623	43.922	40.789	222.2	2:18.334
2	1:50.729	29.691	40.222	40.816	221.8	4:09.063
3	1:47.069	27.010	40.282	39.777	222.7	5:56.132
4	1:40.107	25.993	38.541	35.573	224.5	7:36.239
5	4:09.657 B	27.406	40.269	3:01.982	222.2	11:45.896
6	2:06.729	45.445	41.595	39.689	183.7	13:52.625
7	1:40.233	25.696	39.402	35.135	219.1	15:32.858
8	1:40.184	25.920	39.062	35.202	221.8	17:13.042
9	1:40.283	25.908	38.826	35.549	221.8	18:53.325
10	1:44.582	29.356	39.126	36.100	222.2	20:37.907
11	1:39.843	25.938	38.448	35.457	221.3	22:17.750
12	1:40.445	26.091	38.832	35.522	222.7	23:58.195

81 Fabienne WOHLWEND LIE						
Octane 126				Ferrari 488 Challenge		
1	2:03.817	42.205	41.628	39.984	219.5	2:03.817
2	1:42.512	26.765	39.522	36.225	220.4	3:46.329
3	1:40.567	25.870	39.230	35.467	219.5	5:26.896
4	1:40.436	25.860	39.150	35.426	219.1	7:07.332
5	1:40.094	25.644	38.898	35.552	218.6	8:47.426
6	8:02.116 B	26.096	38.998	6:57.022	218.6	16:49.542
7	2:18.837	47.660	50.471	40.706	131.4	19:08.379
8	1:38.726	25.287	38.412	35.027	217.7	20:47.105
9	1:38.440	25.324	38.145	34.971	218.6	22:25.545
10	2:31.373 B	26.309	40.416	1:24.648	216.4	24:56.918
11	1:57.986	42.259	39.565	36.162	217.3	26:54.904

84 Bjorn GROSSMANN DEU						
Octane 126				Ferrari 488 Challenge		
1	2:02.253	40.985	41.652	39.616	220.4	2:02.253
2	1:41.592	26.021	38.986	36.585	220.9	3:43.845
3	1:41.292	25.977	40.057	35.258	219.5	5:25.137
4	3:31.869 B	26.092	42.786	2:22.991	156.7	8:57.006
5	1:59.776	43.232	40.005	36.539	219.5	10:56.782
6	5:51.545 B	26.561	40.533	4:44.451	220.0	16:48.327
7	2:19.033	48.129	50.157	40.747	141.5	19:07.360
8	1:37.282	25.130	37.755	34.397	220.4	20:44.642
9	2:44.990 B	25.030	41.541	1:38.419	94.4	23:29.632
10	1:58.936	41.933	40.956	36.047	220.4	25:28.568
11	1:37.420	25.114	38.031	34.275	220.4	27:05.988

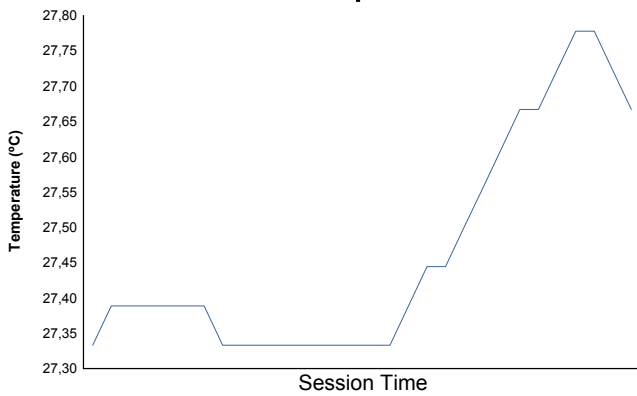
93 Chris FROGGATT GBR						
Ferrari GB				Ferrari 488 Challenge		
1	2:27.214	1:08.593	43.468	35.153	220.0	2:27.214
2	1:40.617	25.852	38.556	36.209	217.7	4:07.831
3	1:39.786	25.619	38.761	35.406	214.3	5:47.617
4	1:55.932 B	25.668	38.842	51.422	214.3	7:43.549
5	11:42.674	...	45.024	44.502	215.1	19:26.223
6	1:38.745	25.266	38.453	35.026	214.3	21:04.968
7	1:38.466	25.354	38.294	34.818	214.3	22:43.434
8	1:42.033	25.916	39.579	36.538	214.3	24:25.467



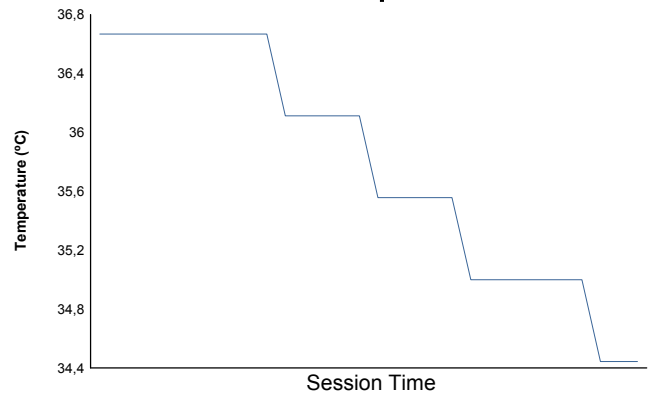
MISANO
TROFEO PIRELLI
Qualifying 2

Weather Report

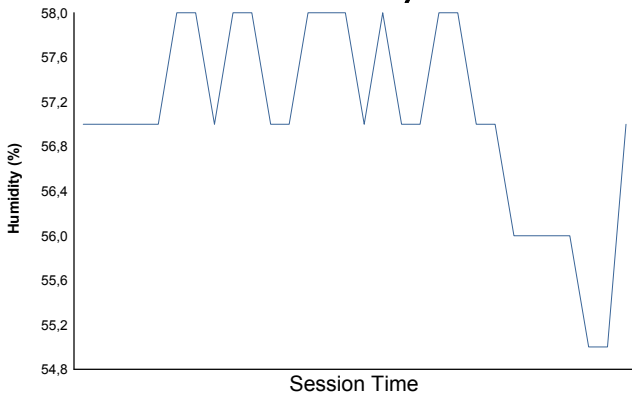
Air Temperature



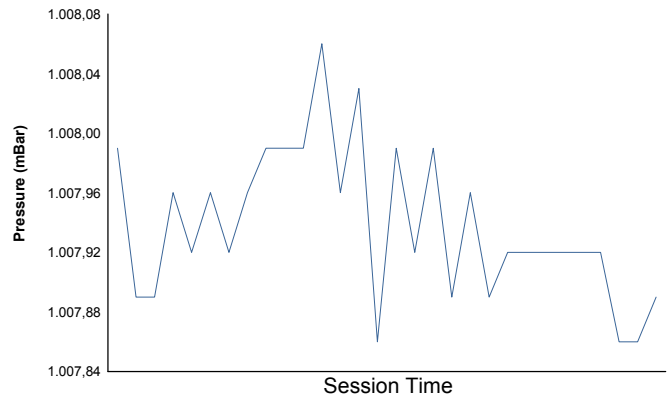
Track Temperature



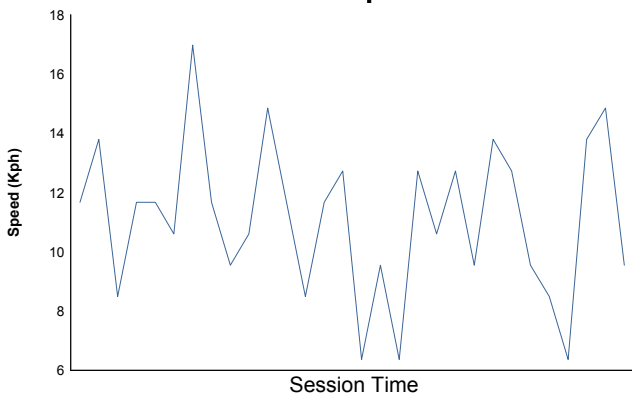
Humidity



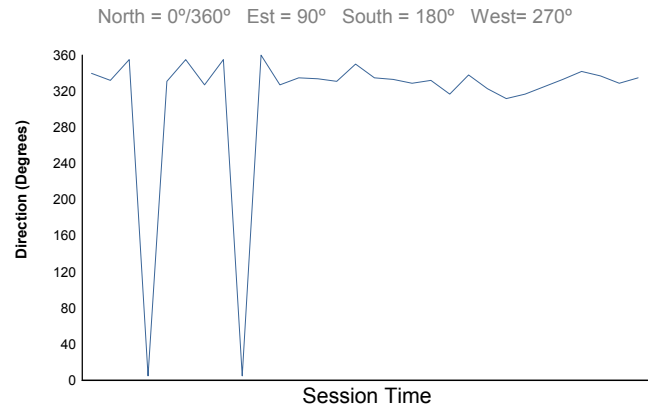
Pressure




Wind Speed



Wind direction



Track Status: **DRY**

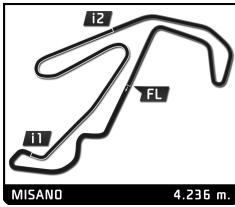

TROFEO PIRELLI
MISANO
 Race 2 (30')

Starting Grid

1:40.018	John SAWBRIDGE	P-AM Ferrari GB	39	- 7 -			
1:39.560	Martin NELSON	P-AM Scuderia Autoropa	13	- 6 -	61	P-AM Formula Racing	John DHILLON 1:39.843
1:39.219	Alessandro VEZZONI	P Rossocorsa - Pellin Racing	27	- 5 -	45	P-AM Baron Motorsport	Christian OVERGAARD 1:39.520
1:38.538	Jens LIEBHAUSER	P Formula Racing	44	- 4 -	97	P-AM Rossocorsa	Tommaso ROCCA 1:38.764
1:38.440	Fabienne WOHLWEND	P-AM Octane 126	81	- 3 -	93	P-AM Ferrari GB	Chris FROGGATT 1:38.466
1:37.692	Johnny LAURSEN	P Formula Racing	60	- 2 -	2	P Rossocorsa	David FUMANELLI 1:37.734
1:37.282	Bjorn GROSSMANN	P Octane 126	84	- 1 -	9	P Formula Racing	Niklas NIELSEN 1:37.496

Pole


Stewards:
Timekeeper:



TROFEO PIRELLI

MISANO

Race 2 (30')

Final Classification

Drivers	Nat	Team	Vehicle	Class	Laps	Total Time	Gap	Kph	Best Lap	
									Lap	Time Kph
1 84 Bjorn GROSSMANN	DEU	Octane 126	Ferrari 488 Challenge	P	17	30:42.671	- 140.5	8	1:38.026	155.2
2 9 Niklas NIELSEN	DNK	Formula Racing	Ferrari 488 Challenge	P	17	30:48.170	+5.499 140.0	5	1:38.638	154.2
3 60 Johnny LAURSEN	DNK	Formula Racing	Ferrari 488 Challenge	P	17	30:55.592	+12.921 139.5	6	1:38.910	153.8
4 81 Fabienne WOHLWEND	LIE	Octane 126	Ferrari 488 Challenge	P-AM	17	30:58.464	+15.793 139.3	6	1:38.922	153.8
5 44 Jens LIEBHAUSER	DEU	Formula Racing	Ferrari 488 Challenge	P	17	31:01.380	+18.709 139.0	10	1:38.761	154.0
6 27 Alessandro VEZZONI	ITA	Rossocorsa - Pellin Racing	Ferrari 488 Challenge	P	17	31:07.224	+24.553 138.6	5	1:38.831	153.9
7 93 Chris FROGGATT	GBR	Ferrari GB	Ferrari 488 Challenge	P-AM	17	31:15.860	+33.189 138.0	7	1:40.093	152.0
8 45 Christian OVERGAARD	DNK	Baron Motorsport	Ferrari 488 Challenge	P-AM	17	31:16.233	+33.562 137.9	15	1:39.691	152.6
9 2 David FUMANELLI	ITA	Rossocorsa	Ferrari 488 Challenge	P	17	31:17.545	+34.874 137.8	4	1:38.424	154.6
10 97 Tommaso ROCCA	ITA	Rossocorsa	Ferrari 488 Challenge	P-AM	17	31:22.453	+39.782 137.5	10	1:40.404	151.5
11 39 John SAWBRIDGE	GBR	Ferrari GB	Ferrari 488 Challenge	P-AM	17	31:26.466	+43.795 137.2	16	1:40.847	150.9

Not classified:

13 Martin NELSON	SWE	Scuderia Autoropa	Ferrari 488 Challenge	P-AM
61 John DHILLON	GBR	Formula Racing	Ferrari 488 Challenge	P-AM

Pole Position

B. GROSSMANN	1:37.282	156.4 Kph
--------------	-----------------	-----------

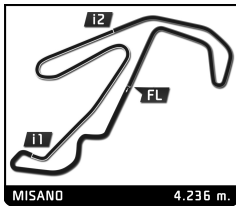
Fastest Lap

Lap 8 Bjorn GROSSMANN	1:38.026	155.2 Kph
-----------------------	-----------------	-----------

Published at:

 Track Status: **DRY**

Stewards:	Timekeeper:
-----------	-------------



TROFEO PIRELLI MISANO Race 2

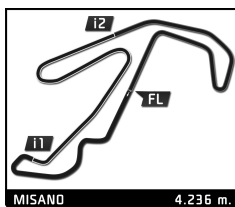
Final Classification by Class

Nr. Driver	Nat	Team	Car	Laps	Total Time	Gap	Kph	Best Lap				
								Lap	Time	Kph		
P												
1	84	Bjorn GROSSMANN	DEU	Octane 126	Ferrari 488 Challenge	17	30:42.671	140.5	8	1:38.026	155.2	
2	9	Niklas NIELSEN	DNK	Formula Racing	Ferrari 488 Challenge	17	30:48.170	+5.499	140.0	5	1:38.638	154.2
3	60	Johnny LAURSEN	DNK	Formula Racing	Ferrari 488 Challenge	17	30:55.592	+12.921	139.5	6	1:38.910	153.8
4	44	Jens LIEBHAUSER	DEU	Formula Racing	Ferrari 488 Challenge	17	31:01.380	+18.709	139.0	10	1:38.761	154.0
5	27	Alessandro VEZZONI	ITA	Rossocorsa - Pellin Racing	Ferrari 488 Challenge	17	31:07.224	+24.553	138.6	5	1:38.831	153.9
6	2	David FUMANELLI	ITA	Rossocorsa	Ferrari 488 Challenge	17	31:17.545	+34.874	137.8	4	1:38.424	154.6
P-AM												
1	81	Fabienne WOHLWEND	LIE	Octane 126	Ferrari 488 Challenge	17	30:58.464	139.3	6	1:38.922	153.8	
2	93	Chris FROGGATT	GBR	Ferrari GB	Ferrari 488 Challenge	17	31:15.860	+17.396	138.0	7	1:40.093	152.0
3	45	Christian OVERGAARD	DNK	Baron Motorsport	Ferrari 488 Challenge	17	31:16.233	+17.769	137.9	15	1:39.691	152.6
4	97	Tommaso ROCCA	ITA	Rossocorsa	Ferrari 488 Challenge	17	31:22.453	+23.989	137.5	10	1:40.404	151.5
5	39	John SAWBRIDGE	GBR	Ferrari GB	Ferrari 488 Challenge	17	31:26.466	+28.002	137.2	16	1:40.847	150.9
Not classified:												
13		Martin NELSON	SWE	Scuderia Autoropa	Ferrari 488 Challenge							
61		John DHILLON	GBR	Formula Racing	Ferrari 488 Challenge							

Published at:

 Track Status: **DRY**

Stewards:	Timekeeper:
------------------	--------------------

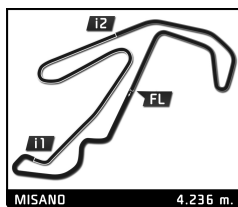

TROFEO PIRELLI

MISANO

Race 2

Lap Chart

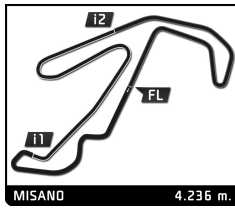
Nr	Pos	Grid	LAP																
			1	2	3	4	5	6	7	8	9	10	11	12	13	14	15	16	17
84	1	84	2	2	2	2	2	2	84	84	84	84	84	84	84	84	84	84	84
9	2	9	84	84	84	84	84	84	9	9	9	9	9	9	9	9	9	9	9
60	3	60	9	9	9	9	9	9	60	60	60	60	60	60	60	60	60	60	60
2	4	2	60	60	60	60	60	60	81	81	81	81	81	81	81	81	81	81	81
81	5	81	93	93	93	81	81	81	27	27	27	27	27	27	27	27	27	27	44
93	6	93	81	81	81	27	27	27	2	44	44	44	44	44	44	44	44	44	27
44	7	44	27	27	27	93	44	44	44	93	93	93	93	93	93	93	93	93	93
97	8	97	44	44	44	44	93	93	93	97	97	97	97	45	45	45	45	45	45
27	9	27	97	97	97	97	97	97	39	45	45	45	97	97	2	2	2	2	2
45	10	45	39	39	39	39	39	39	39	45	39	39	39	2	2	97	97	97	97
13	11	13	45	45	45	45	45	45	2	2	2	2	39	39	39	39	39	39	39
61	12	61																	
39	13	39																	



TROFEO PIRELLI MISANO Race 2

Best Sector Times

SECTOR 1			SECTOR 2		SECTOR 3		Pos	Driver	Ideal Lap	Best Lap	
Pos	Driver	Time	Driver	Time	Driver	Time					
1	84 B.GROSSMANN	25.258	84 B.GROSSMANN	37.981	84 B.GROSSMANN	34.696	1	84 B.GROSSMANN	1:37.935	1:38.026	(1)
2	60 J.LAURSEN	25.278	2 D.FUMANELLI	38.045	2 D.FUMANELLI	34.837	2	2 D.FUMANELLI	1:38.353	1:38.424	(2)
3	44 J.LIEBHAUSER	25.338	44 J.LIEBHAUSER	38.196	9 N.NIELSEN	34.906	3	9 N.NIELSEN	1:38.562	1:38.638	(3)
4	81 F.WOHLWEND	25.368	27 A.VEZZONI	38.266	27 A.VEZZONI	34.967	4	44 J.LIEBHAUSER	1:38.579	1:38.761	(4)
5	9 N.NIELSEN	25.372	9 N.NIELSEN	38.284	81 F.WOHLWEND	35.004	5	60 J.LAURSEN	1:38.715	1:38.910	(6)
6	2 D.FUMANELLI	25.471	60 J.LAURSEN	38.334	44 J.LIEBHAUSER	35.045	6	27 A.VEZZONI	1:38.717	1:38.831	(5)
7	27 A.VEZZONI	25.484	81 F.WOHLWEND	38.451	60 J.LAURSEN	35.103	7	81 F.WOHLWEND	1:38.823	1:38.922	(7)
8	45 C.OVERGAARD	25.637	45 C.OVERGAARD	38.570	45 C.OVERGAARD	35.275	8	45 C.OVERGAARD	1:39.482	1:39.691	(8)
9	97 T.ROCCA	25.735	97 T.ROCCA	38.661	93 C.FROGGATT	35.454	9	93 C.FROGGATT	1:39.919	1:40.093	(9)
10	93 C.FROGGATT	25.740	93 C.FROGGATT	38.725	39 J.SAWBRIDGE	35.657	10	97 T.ROCCA	1:40.082	1:40.404	(10)
11	39 J.SAWBRIDGE	25.989	39 J.SAWBRIDGE	38.912	97 T.ROCCA	35.686	11	39 J.SAWBRIDGE	1:40.558	1:40.847	(11)

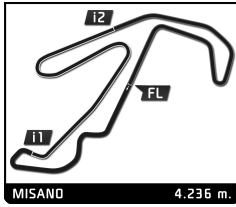


TROFEO PIRELLI MISANO

Race 2

Best Top Speeds

Driver	Team		Top 1		Top 2		Top 3		Top 4		Top 5		Avg
			Kph	Lap	Kph	Lap	Kph	Lap	Kph	Lap	Kph	Lap	
84 Bjorn GROSSMANN	Octane 126	P	224.1	17	223.6	12	223.1	13	222.7	14	222.7	11	223,2
27 Alessandro VEZZONI	Rossocorsa - Pellin Racing	P	220.9	4	220.4	6	220.4	15	220.4	8	220.0	10	220,4
81 Fabienne WOHLWEND	Octane 126	P-AM	219.5	16	219.1	17	219.1	15	218.6	14	218.6	5	219,0
44 Jens LIEBHAUSER	Formula Racing	P	219.1	16	219.1	15	219.1	13	218.6	17	218.6	12	218,9
39 John SAWBRIDGE	Ferrari GB	P-AM	218.6	4	217.3	1	217.3	5	217.3	6	214.3	16	217,0
60 Johnny LAURSEN	Formula Racing	P	217.7	17	217.7	16	217.7	15	216.9	14	215.6	6	217,1
45 Christian OVERGAARD	Baron Motorsport	P-AM	217.3	16	217.3	13	216.9	6	216.4	1	216.4	4	216,9
9 Niklas NIELSEN	Formula Racing	P	216.9	17	216.4	16	216.4	15	216.0	14	216.0	12	216,3
2 David FUMANELLI	Rossocorsa	P	216.0	6	216.0	8	216.0	7	215.6	10	215.6	13	215,8
93 Chris FROGGATT	Ferrari GB	P-AM	215.6	14	215.6	13	215.1	16	215.1	15	215.1	12	215,3
97 Tommaso ROCCA	Rossocorsa	P-AM	214.3	16	213.9	17	213.4	4	213.4	14	213.0	6	213,6
13 Martin NELSON	Scuderia Autoropa	P-AM											
61 John DHILLON	Formula Racing	P-AM											



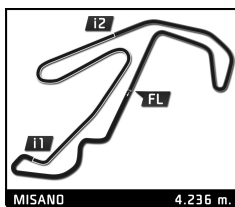
TROFEO PIRELLI

MISANO

Race 2

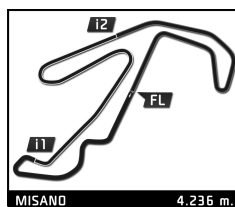
Fastest Lap Sequence

Practice Time	Driver	Team	Car	Class	Time	Kph	Lap
4:50.842	2 David FUMANELLI	Rossocorsa	Ferrari 488 Challenge	P	3:00.068	84.5	2
7:41.264	2 David FUMANELLI	Rossocorsa	Ferrari 488 Challenge	P	2:50.422	89.3	3
7:41.588	84 Bjorn GROSSMANN	Octane 126	Ferrari 488 Challenge	P	2:49.668	89.7	3
7:42.124	9 Niklas NIELSEN	Formula Racing	Ferrari 488 Challenge	P	2:49.438	89.8	3
7:48.346	45 Christian OVERGAARD	Baron Motorsport	Ferrari 488 Challenge	P-AM	2:49.340	89.8	3
9:19.688	2 David FUMANELLI	Rossocorsa	Ferrari 488 Challenge	P	1:38.424	154.6	4
15:54.786	84 Bjorn GROSSMANN	Octane 126	Ferrari 488 Challenge	P	1:38.026	155.2	8


TROFEO PIRELLI
MISANO
Race 2
Analysis by lap

■ Lapped

Nr	Lap Time	Gap	Nr	Lap Time	Gap	Nr	Lap Time	Gap	Nr	Lap Time	Gap	Nr	Lap Time	Gap
Lap 1			9	1:38.638	1.466	93	1:40.897	17.656	39	1:41.806	34.135			
2	1:50.774		60	1:39.011	2.882	97	1:40.871	18.947	Lap 14					
84	1:51.671	0.897	81	1:39.122	5.815	45	1:40.313	20.051	84	1:38.685				
9	1:52.383	1.609	27	1:38.831	6.418	39	1:41.515	21.003	9	1:39.232	5.216			
60	1:53.128	2.354	44	1:40.247	8.675	2	1:39.214	25.077	60	1:39.686	10.149			
93	1:53.679	2.905	93	1:42.350	10.536	Lap 10			81	1:39.722	13.372			
81	1:54.292	3.518	97	1:41.121	10.898	84	1:38.561		27	1:40.038	14.497			
27	1:55.043	4.269	39	1:40.992	11.623	9	1:39.086	2.917	44	1:39.713	15.876			
44	1:55.453	4.679	45	1:40.665	11.897	60	1:39.554	5.594	93	1:40.895	27.586			
97	1:55.905	5.131	Lap 6			81	1:39.191	8.682	45	1:40.272	29.110			
39	1:56.536	5.762	2	1:39.004		27	1:39.426	9.410	2	1:40.394	32.129			
45	1:56.972	6.198	84	1:38.982	0.659	44	1:38.761	10.803	97	1:41.874	33.399			
Lap 2			9	1:38.756	1.218	93	1:40.696	19.791	39	1:41.281	36.731			
2	3:00.068		60	1:38.910	2.788	97	1:40.404	20.790	Lap 15					
84	3:00.249	1.078	81	1:38.922	5.733	45	1:40.124	21.614	84	1:38.732				
9	3:00.303	1.844	27	1:38.843	6.257	39	1:41.207	23.649	9	1:39.097	5.581			
60	3:00.212	2.498	44	1:39.277	8.948	2	1:39.226	25.742	60	1:39.911	11.328			
93	3:00.327	3.164	93	1:40.652	12.184	Lap 11			81	1:39.750	14.390			
81	3:00.430	3.880	97	1:40.916	12.810	84	1:38.109		27	1:39.901	15.666			
27	3:00.367	4.568	39	1:40.974	13.593	9	1:39.149	3.957	44	1:39.619	16.763			
44	3:00.894	5.505	45	1:41.067	13.960	60	1:39.640	7.125	93	1:40.406	29.260			
97	3:01.348	6.411	Lap 7			81	1:39.758	10.331	45	1:39.691	30.069			
39	3:01.437	7.131	84	1:38.843		27	1:39.599	10.900	2	1:39.784	33.181			
45	3:02.034	8.164	9	1:38.890	0.606	44	1:39.353	12.047	97	1:40.872	35.539			
Lap 3			60	1:39.320	2.606	93	1:40.174	21.856	39	1:41.286	39.285			
2	2:50.422		81	1:38.992	5.223	97	1:40.811	23.492	Lap 16					
84	2:49.668	0.324	27	1:39.117	5.872	45	1:40.338	23.843	84	1:38.716				
9	2:49.438	0.860	2	1:46.682	7.180	39	1:41.684	27.224	9	1:38.832	5.697			
60	2:49.609	1.685	44	1:39.326	8.772	2	1:39.760	27.393	60	1:39.511	12.123			
93	2:50.549	3.291	93	1:40.093	12.775	Lap 12			81	1:39.564	15.238			
81	2:50.254	3.712	97	1:40.556	13.864	84	1:38.775		27	1:40.445	17.395			
27	2:49.974	4.120	39	1:40.949	15.040	9	1:39.125	4.307	44	1:39.903	17.950			
44	2:49.569	4.652	45	1:41.344	15.802	60	1:39.539	7.889	93	1:40.696	31.240			
97	2:50.255	6.244	Lap 8			81	1:39.742	11.298	45	1:40.352	31.705			
39	2:49.849	6.558	84	1:38.026		27	1:39.842	11.967	2	1:39.632	34.097			
45	2:49.340	7.082	9	1:38.849	1.429	44	1:40.587	13.859	97	1:40.725	37.548			
Lap 4			60	1:39.085	3.665	93	1:40.752	23.833	39	1:40.847	41.416			
2	1:38.424		81	1:39.422	6.619	45	1:40.927	25.995	Lap 17					
84	1:38.636	0.536	27	1:39.574	7.420	97	1:42.856	27.573	84	1:39.197				
9	1:38.958	1.394	44	1:39.035	9.781	2	1:39.847	28.465	9	1:38.999	5.499			
60	1:39.176	2.437	93	1:40.386	15.135	39	1:42.614	31.063	60	1:39.995	12.921			
81	1:39.971	5.259	97	1:40.614	16.452	Lap 13			81	1:39.752	15.793			
27	1:40.457	6.153	39	1:40.850	17.864	84	1:38.734		44	1:39.956	18.709			
93	1:41.885	6.752	45	1:40.338	18.114	9	1:39.096	4.669	27	1:46.355	24.553			
44	1:40.766	6.994	2	1:55.085	24.239	60	1:39.993	9.148	93	1:41.146	33.189			
97	1:40.523	8.343	Lap 9			81	1:39.771	12.335	45	1:41.054	33.562			
39	1:41.063	9.197	84	1:38.376		27	1:39.911	13.144	2	1:39.974	34.874			
45	1:41.140	9.798	9	1:39.339	2.392	44	1:39.723	14.848	97	1:41.431	39.782			
Lap 5			60	1:39.312	4.601	93	1:40.277	25.376	39	1:41.576	43.795			
2	1:38.566		81	1:39.809	8.052	45	1:40.262	27.523						
84	1:38.711	0.681	27	1:39.501	8.545	97	1:41.371	30.210						
			44	1:39.198	10.603	2	1:40.689	30.420						



TROFEO PIRELLI

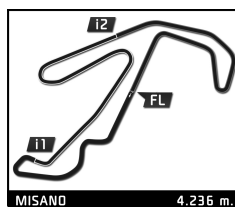
MISANO

Race 2

Analysis

■ Personal Best
 ■ Session Best
 ■ Crossing the finish line in pit lane

Lap	Time	Sector 1	Sector 2	Sector 3	T. Spd	Elapsed	Lap	Time	Sector 1	Sector 2	Sector 3	T. Spd	Elapsed	
2	David FUMANELLI ITA							15	1:39.901	25.804	38.622	35.475	220.4	27:40.424
	Rossocorsa Ferrari 488 Challenge							16	1:40.445	26.092	38.783	35.570	220.0	29:20.869
	1	1:50.774	28.200	38.290	44.284	214.7	17	1:46.355	25.951	43.812	36.592	213.0	31:07.224	
	2	3:00.068	39.433	1:13.269	1:07.366	98.4								
	3	2:50.422	50.720	1:06.121	53.581	103.9								
	4	1:38.424	25.542	38.045	34.837	215.6								
	5	1:38.566	25.471	38.100	34.995	215.6								
	6	1:39.004	25.635	38.215	35.154	216.0								
	7	1:46.682	B 25.593	38.234	42.855	216.0								
	8	1:55.085	41.414	38.464	35.207	216.0								
	9	1:39.214	25.626	38.370	35.218	215.1								
	10	1:39.226	25.610	38.328	35.288	215.6								
	11	1:39.760	25.641	38.534	35.585	215.1								
	12	1:39.847	25.889	38.577	35.381	214.7								
	13	1:40.689	25.823	38.688	36.178	215.6								
	14	1:40.394	26.466	38.525	35.403	214.3								
	15	1:39.784	25.725	38.623	35.436	214.7								
	16	1:39.632	25.879	38.366	35.387	214.3								
	17	1:39.974	25.756	38.644	35.574	213.4								
9	Niklas NIELSEN DNK													
	Formula Racing Ferrari 488 Challenge													
	1	1:52.383	28.698	38.937	44.748	213.9								
	2	3:00.303	39.346	1:13.548	1:07.409	94.9								
	3	2:49.438	50.836	1:06.048	52.554	107.5								
	4	1:38.958	25.572	38.480	34.906	215.1								
	5	1:38.638	25.405	38.325	34.908	214.3								
	6	1:38.756	25.463	38.293	35.000	214.3								
	7	1:38.890	25.372	38.431	35.087	214.3								
	8	1:38.849	25.384	38.284	35.181	215.1								
	9	1:39.339	25.575	38.556	35.208	215.1								
	10	1:39.086	25.592	38.288	35.206	215.1								
	11	1:39.149	25.720	38.407	35.022	215.6								
	12	1:39.125	25.518	38.424	35.183	216.0								
	13	1:39.096	25.572	38.431	35.093	215.6								
	14	1:39.232	25.619	38.445	35.168	216.0								
	15	1:39.097	25.709	38.372	35.016	216.4								
	16	1:38.832	25.480	38.445	34.907	216.4								
	17	1:38.999	25.619	38.429	34.951	216.9								
27	Alessandro VEZZONI ITA													
	Rossocorsa - Pellin Racing Ferrari 488 Challenge													
	1	1:55.043	30.540	39.398	45.105	192.9								
	2	3:00.367	40.020	1:13.320	1:07.027	108.3								
	3	2:49.974	51.920	1:05.268	52.786	108.7								
	4	1:40.457	25.809	38.630	36.018	220.9								
	5	1:38.831	25.496	38.266	35.069	220.0								
	6	1:38.843	25.517	38.359	34.967	220.4								
	7	1:39.117	25.484	38.280	35.353	220.0								
	8	1:39.574	25.720	38.427	35.427	220.4								
	9	1:39.501	25.938	38.283	35.280	219.5								
	10	1:39.426	25.698	38.273	35.455	220.0								
	11	1:39.599	25.711	38.422	35.466	220.0								
	12	1:39.842	25.798	38.702	35.342	219.5								
	13	1:39.911	25.908	38.448	35.555	219.5								
	14	1:40.038	25.843	38.731	35.464	220.0								
39	John SAWBRIDGE GBR													
	Ferrari GB Ferrari 488 Challenge													
	1	1:56.536	32.135	39.557	44.844	217.3								
	2	3:01.437	41.322	1:13.254	1:06.861	110.1								
	3	2:49.849	52.367	1:05.365	52.117	110.3								
	4	1:41.063	26.297	38.982	35.784	218.6								
	5	1:40.992	25.989	38.912	36.091	217.3								
	6	1:40.974	25.996	39.065	35.913	217.3								
	7	1:40.949	26.229	38.971	35.749	213.4								
	8	1:40.850	26.088	38.927	35.835	213.4								
	9	1:41.515	26.091	39.767	35.657	213.4								
	10	1:41.207	26.012	39.067	36.128	213.4								
	11	1:41.684	26.159	39.220	36.305	213.4								
	12	1:42.614	26.906	39.496	36.212	212.2								
	13	1:41.806	26.141	39.250	36.415	213.9								
	14	1:41.281	26.173	39.156	35.952	213.9								
	15	1:41.286	25.996	39.145	36.145	213.4								
	16	1:40.847	26.013	38.983	35.851	214.3								
	17	1:41.576	26.229	39.183	36.164	213.4								
44	Jens LIEBHAUSER DEU													
	Formula Racing Ferrari 488 Challenge													
	1	1:55.453	30.894	39.567	44.992	187.2								
	2	3:00.894	40.377	1:13.692	1:06.825	112.3								
	3	2:49.569	51.782	1:05.018	52.769	118.6								
	4	1:40.766	26.214	38.668	35.884	217.3								
	5	1:40.247	26.458	38.657	35.132	217.3								
	6	1:39.277	25.758	38.358	35.161	217.3								
	7	1:39.326	25.923	38.358	35.045	217.3								
	8	1:39.035	25.424	38.484	35.127	218.2								
	9	1:39.198	25.829	38.304	35.065	218.2								
	10	1:38.761	25.338	38.196	35.227	218.6								
	11	1:39.353	25.760	38.542	35.051	218.2								
	12	1:40.587	25.895	39.124	35.568	218.6								
	13	1:39.723	25.720	38.547	35.456	219.1								
	14	1:39.713	25.907	38.508	35.298	218.2								
	15	1:39.619	25.793	38.417	35.409	219.1								
	16	1:39.903	25.735	38.745	35.423	219.1								
	17	1:39.956	25.878	38.486	35.592	218.6								
45	Christian OVERGAARD DNK													
	Baron Motorsport Ferrari 488 Challenge													
	1	1:56.972	32.556	39.867	44.549	216.4								
	2	3:02.034	41.644	1:13.602	1:06.788	115.4								
	3	2:49.340	52.575	1:04.962	51.803	118.4								
	4	1:41.140	26.330	39.000	35.810	216.4								
	5	1:40.665	25.974	38.903	35.788	216.0								
	6	1:41.067	26.382	39.166	35.519	216.9								
	7	1:41.344	26.663	38.999	35.682	215.6								
	8	1:40.338	25.788	39.008	35.542	215.6								
	9	1:40.313	26.194	38.839	35.280	215.6								
	10	1:40.124	25.687	38.925	35.512	215.6								
	11	1:40.338	25.637	38.856	35.845	215.6								



TROFEO PIRELLI

MISANO

Race 2

Analysis

■ Personal Best
 ■ Session Best
 ■ Crossing the finish line in pit lane

Lap	Time	Sector 1	Sector 2	Sector 3	T. Spd	Elapsed	Lap	Time	Sector 1	Sector 2	Sector 3	T. Spd	Elapsed
12	1:40.927	26.007	39.285	35.635	214.7	22:54.602	9	1:38.376	25.478	37.985	34.913	222.2	17:33.162
13	1:40.262	26.120	38.720	35.422	217.3	24:34.864	10	1:38.561	25.494	38.115	34.952	222.2	19:11.723
14	1:40.272	26.051	38.750	35.471	216.0	26:15.136	11	1:38.109	25.409	38.004	34.696	222.7	20:49.832
15	1:39.691	25.846	38.570	35.275	216.0	27:54.827	12	1:38.775	25.554	38.206	35.015	223.6	22:28.607
16	1:40.352	25.893	38.760	35.699	217.3	29:35.179	13	1:38.734	25.652	38.014	35.068	223.1	24:07.341
17	1:41.054	25.971	38.983	36.100	216.0	31:16.233	14	1:38.685	25.662	38.206	34.817	222.7	25:46.026

60 **Johnny LAURSEN** DNK
 Formula Racing Ferrari 488 Challenge

1	1:53.128	29.426	38.866	44.836	214.3	1:53.128
2	3:00.212	39.375	1:13.458	1:07.379	97.8	4:53.340
3	2:49.609	51.198	1:05.624	52.787	100.3	7:42.949
4	1:39.176	25.526	38.448	35.202	215.1	9:22.125
5	1:39.011	25.278	38.602	35.131	213.9	11:01.136
6	1:38.910	25.473	38.334	35.103	215.6	12:40.046
7	1:39.320	25.346	38.690	35.284	213.4	14:19.366
8	1:39.085	25.389	38.476	35.220	213.4	15:58.451
9	1:39.312	25.560	38.525	35.227	214.3	17:37.763
10	1:39.554	25.422	38.733	35.399	213.9	19:17.317
11	1:39.640	25.764	38.600	35.276	214.3	20:56.957
12	1:39.539	25.656	38.646	35.237	213.4	22:36.496
13	1:39.993	25.586	38.885	35.522	215.6	24:16.489
14	1:39.686	25.744	38.604	35.338	216.9	25:56.175
15	1:39.911	25.609	39.046	35.256	217.7	27:36.086
16	1:39.511	25.596	38.755	35.160	217.7	29:15.597
17	1:39.995	26.001	38.523	35.471	217.7	30:55.592

81 **Fabienne WOHLWEND** LIE
 Octane 126 Ferrari 488 Challenge

1	1:54.292	30.242	39.119	44.931	209.3	1:54.292
2	3:00.430	39.793	1:13.348	1:07.289	100.5	4:54.722
3	2:50.254	51.755	1:05.234	53.265	110.4	7:44.976
4	1:39.971	25.808	38.826	35.337	217.3	9:24.947
5	1:39.122	25.460	38.597	35.065	218.6	11:04.069
6	1:38.922	25.368	38.451	35.103	218.2	12:42.991
7	1:38.992	25.378	38.476	35.138	218.2	14:21.983
8	1:39.422	25.650	38.768	35.004	217.7	16:01.405
9	1:39.809	25.915	38.683	35.211	218.2	17:41.214
10	1:39.191	25.442	38.552	35.197	218.2	19:20.405
11	1:39.758	25.847	38.571	35.340	218.2	21:00.163
12	1:39.742	25.710	38.714	35.318	218.2	22:39.905
13	1:39.771	25.840	38.648	35.283	218.6	24:19.676
14	1:39.722	25.610	38.666	35.446	218.6	25:59.398
15	1:39.750	26.009	38.623	35.118	219.1	27:39.148
16	1:39.564	25.563	38.699	35.302	219.5	29:18.712
17	1:39.752	25.530	38.607	35.615	219.1	30:58.464

84 **Bjorn GROSSMANN** DEU
 Octane 126 Ferrari 488 Challenge

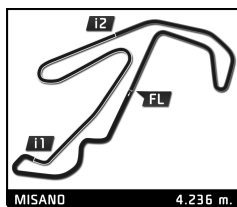
1	1:51.671	29.068	37.999	44.604	220.9	1:51.671
2	3:00.249	39.250	1:13.591	1:07.408	98.6	4:51.920
3	2:49.668	50.748	1:05.911	53.009	121.8	7:41.588
4	1:38.636	25.716	38.131	34.789	220.9	9:20.224
5	1:38.711	25.716	38.075	34.920	220.4	10:58.935
6	1:38.982	25.701	38.083	35.198	221.3	12:37.917
7	1:38.843	25.581	38.113	35.149	220.4	14:16.760
8	1:38.026	25.258	37.981	34.787	221.8	15:54.786

93 **Chris FROGGATT** GBR
 Ferrari GB Ferrari 488 Challenge

1	1:53.679	29.959	39.084	44.636	214.7	1:53.679
2	3:00.327	39.556	1:13.565	1:07.206	98.4	4:54.006
3	2:50.549	51.431	1:05.595	53.523	99.0	7:44.555
4	1:41.885	25.864	38.973	37.048	213.4	9:26.440
5	1:42.350	26.233	40.075	36.042	208.5	11:08.790
6	1:40.652	25.842	39.158	35.652	214.7	12:49.442
7	1:40.093	25.756	38.829	35.508	213.4	14:29.535
8	1:40.386	26.207	38.725	35.454	214.7	16:09.921
9	1:40.897	26.039	39.073	35.785	214.7	17:50.818
10	1:40.696	25.876	39.117	35.703	214.7	19:31.514
11	1:40.174	25.740	38.807	35.627	214.7	21:11.688
12	1:40.752	25.963	39.170	35.619	215.1	22:52.440
13	1:40.277	25.827	38.752	35.698	215.6	24:32.717
14	1:40.895	26.124	39.201	35.570	215.6	26:13.612
15	1:40.406	25.974	38.942	35.490	215.1	27:54.018
16	1:40.696	26.140	38.846	35.710	215.1	29:34.714
17	1:41.146	26.204	38.991	35.951	213.9	31:15.860

97 **Tommaso ROCCA** ITA
 Rossocorsa Ferrari 488 Challenge

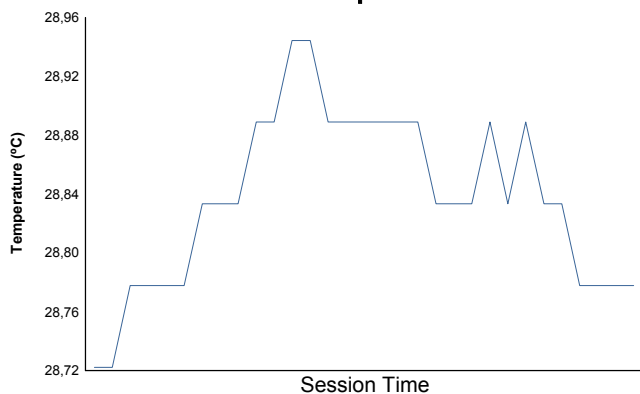
1	1:55.905	31.208	39.925	44.772	211.8	1:55.905
2	3:01.348	41.175	1:13.134	1:07.039	112.9	4:57.253
3	2:50.255	52.004	1:05.119	53.132	121.1	7:47.508
4	1:40.523	25.823	39.008	35.692	213.4	9:28.031
5	1:41.121	25.806	39.486	35.829	211.8	11:09.152
6	1:40.916	25.993	39.086	35.837	213.0	12:50.068
7	1:40.556	25.788	38.913	35.855	211.4	14:30.624
8	1:40.614	25.823	38.836	35.955	211.8	16:11.238
9	1:40.871	25.975	39.126	35.770	212.6	17:52.109
10	1:40.404	25.821	38.897	35.686	212.6	19:32.513
11	1:40.811	25.766	39.144	35.901	213.0	21:13.324
12	1:42.856	26.065	39.740	37.051	211.8	22:56.180
13	1:41.371	25.811	39.278	36.282	212.6	24:37.551
14	1:41.874	26.290	39.755	35.829	213.4	26:19.425
15	1:40.872	25.735	39.243	35.894	212.6	28:00.297
16	1:40.725	26.068	38.661	35.996	214.3	29:41.022
17	1:41.431	26.036	39.236	36.159	213.9	31:22.453



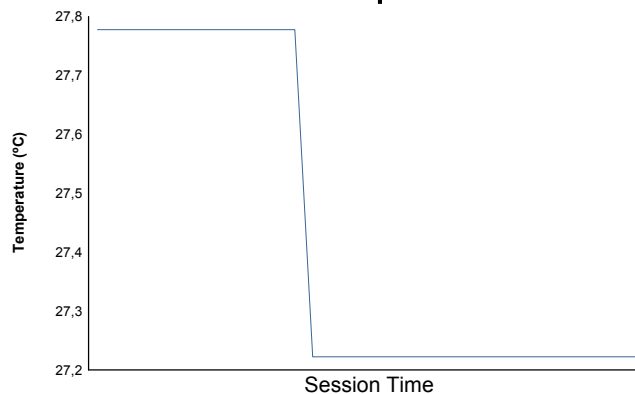
MISANO
TROFEO PIRELLI
Race 2

Weather Report

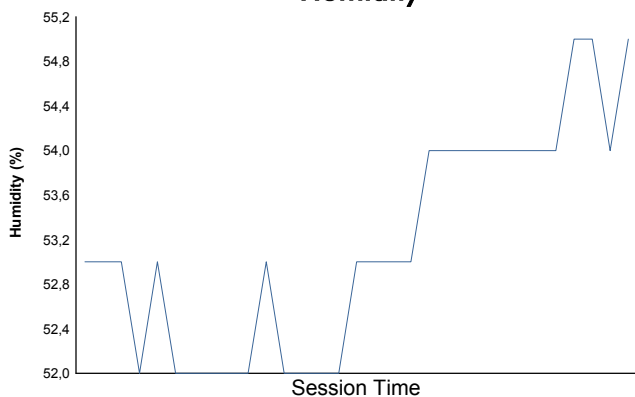
Air Temperature



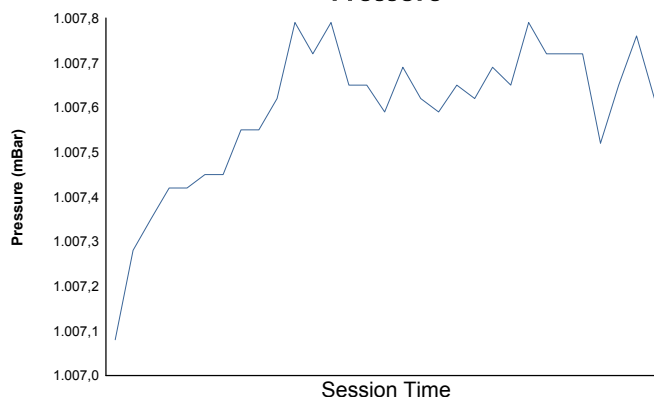
Track Temperature



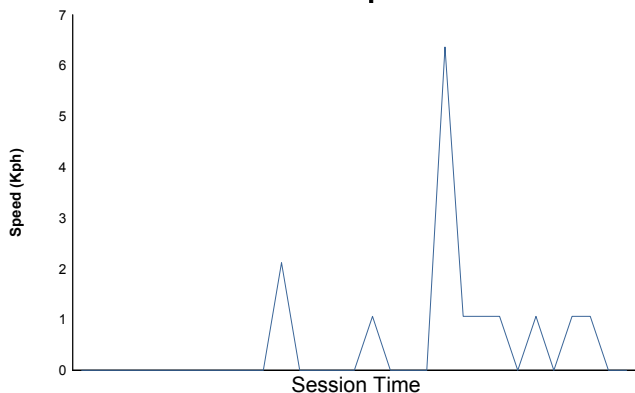
Humidity



Pressure

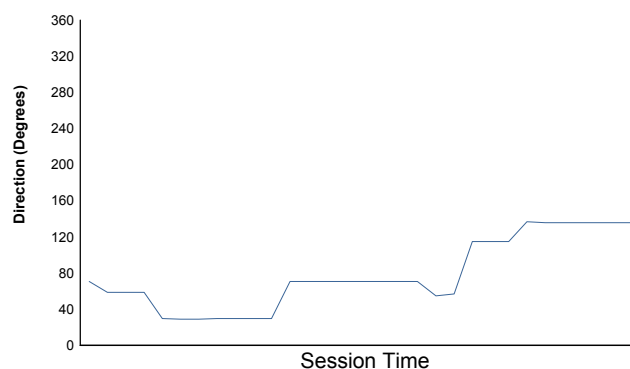


Wind Speed



Wind direction

North = 0°/360° Est = 90° South = 180° West = 270°



Track Status: **DRY**