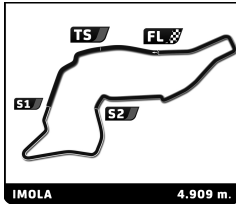


FERRARI CHALLENGE NA IMOLA Race 2

Sector Analysis

Invalidated Lap Personal Best Session Best Crossing the pit lane

Table with columns: Lap, Time, Sector 1, Sector 2, Sector 3, T.Sp, Elapsed. Rows include drivers Frank SZCZESNIAK, Brian COOK, Tony DAVIS, Jason MCCARTHY, Ofir LEVY, and Dylan MEDLER with their respective lap times and sector data.



FERRARI CHALLENGE NA IMOLA Race 2

Sector Analysis

Invalidated Lap Personal Best Session Best Crossing the pit lane

Table with 14 columns: Lap, Time, Sector 1, Sector 2, Sector 3, T.Spd, Elapsed. Rows 14-17.

319 Christopher CAGNAZZI USA Ferrari of Long Island Ferrari 296 Challenge

Table with 7 columns: Lap, Time, Sector 1, Sector 2, Sector 3, T.Spd, Elapsed. Rows 1-17.

329 Sebastian MASCARO USA Ferrari of Central Florida Ferrari 296 Challenge

Table with 7 columns: Lap, Time, Sector 1, Sector 2, Sector 3, T.Spd, Elapsed. Rows 1-17.

350 Matias PEREZ COMPANC ARG Ferrari of Central Florida Ferrari 296 Challenge

Table with 7 columns: Lap, Time, Sector 1, Sector 2, Sector 3, T.Spd, Elapsed. Rows 1-10.

Table with 14 columns: Lap, Time, Sector 1, Sector 2, Sector 3, T.Spd, Elapsed. Rows 11-17.

355 Roberto PERRINA USA Ferrari of Seattle Ferrari 296 Challenge

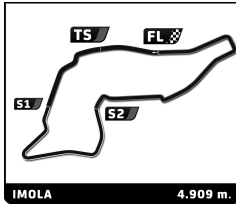
Table with 7 columns: Lap, Time, Sector 1, Sector 2, Sector 3, T.Spd, Elapsed. Rows 1-17.

373 Sureel CHOKSI USA Ferrari of Denver Ferrari 296 Challenge

Table with 7 columns: Lap, Time, Sector 1, Sector 2, Sector 3, T.Spd, Elapsed. Rows 1-17.

401 Roger MONTEFORTE USA Ferrari of Central New Jersey Ferrari 296 Challenge

Table with 7 columns: Lap, Time, Sector 1, Sector 2, Sector 3, T.Spd, Elapsed. Rows 1-7.



FERRARI CHALLENGE NA IMOLA Race 2

Sector Analysis

Table with 14 columns: Lap, Time, Sector 1, Sector 2, Sector 3, T.Spd, Elapsed. Rows 8-17 showing race data for Rey ACOSTA.

407 Rey ACOSTA USA The Collection Ferrari 296 Challenge

Table with 6 columns: Lap, Time, Sector 1, Sector 2, Sector 3, T.Spd. Rows 1-17 showing sector analysis for Rey ACOSTA.

411 Bryan WALTERSDORF USA Continental AutoSports Ferrari 296 Challenge

Table with 6 columns: Lap, Time, Sector 1, Sector 2, Sector 3, T.Spd. Rows 1-17 showing sector analysis for Bryan WALTERSDORF.

424 Steve CHECK USA Ferrari of Rancho Mirage Ferrari 296 Challenge

Table with 6 columns: Lap, Time, Sector 1, Sector 2, Sector 3, T.Spd. Rows 1-4 showing sector analysis for Steve CHECK.

Table with 14 columns: Lap, Time, Sector 1, Sector 2, Sector 3, T.Spd, Elapsed. Rows 5-17 showing race data for Eric MARSTON.

426 Eric MARSTON USA Ferrari of Westlake Ferrari 296 Challenge

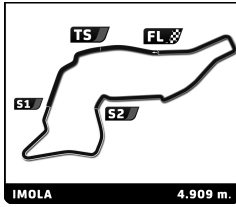
Table with 6 columns: Lap, Time, Sector 1, Sector 2, Sector 3, T.Spd. Rows 1-13 showing sector analysis for Eric MARSTON.

427 Lisa CLARK USA Ferrari Beverly Hills Ferrari 296 Challenge

Table with 6 columns: Lap, Time, Sector 1, Sector 2, Sector 3, T.Spd. Rows 1-17 showing sector analysis for Lisa CLARK.

432 Yahn BERNIER USA Ferrari of Seattle Ferrari 296 Challenge

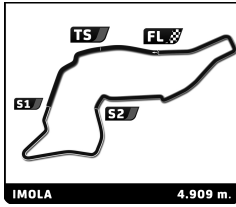
Table with 6 columns: Lap, Time, Sector 1, Sector 2, Sector 3, T.Spd. Rows 1-5 showing sector analysis for Yahn BERNIER.



FERRARI CHALLENGE NA IMOLA Race 2

Sector Analysis

Table with columns: Lap, Time, Sector 1, Sector 2, Sector 3, T.Spd, Elapsed. Includes driver profiles for Jeffrey NUNBERG, Bruce CLEVELAND, AI HEGYI, Mitchell GREEN, Dana GOODWIN, and John VISKUP.



FERRARI CHALLENGE NA
IMOLA
Race 2

Sector Analysis

— Invalidated Lap ■ Personal Best ■ Session Best B Crossing the pit lane

Lap	Time	Sector 1	Sector 2	Sector 3	T.Spd	Elapsed	Lap	Time	Sector 1	Sector 2	Sector 3	T.Spd	Elapsed
14	1:52.219	22.488	35.839	53.892	279.3	26:38.986							
15	3:06.376	47.806	1:00.632	1:17.938	73.4	29:45.362							
16	2:49.501	35.928	57.692	1:15.881	110.9	32:34.863							
17	2:51.455	35.148	56.469	1:19.838	144.6	35:26.318							

493 Osvaldo GAIO CHL
Ferrari of Central New Jersey Ferrari 296 Challenge

1	2:01.803	31.705	39.961	50.137		2:01.803							
2	1:49.700	22.797	36.139	50.764	271.4	3:51.503							
3	1:50.295	23.265	36.133	50.897	279.3	5:41.798							
4	1:47.697	22.377	35.846	49.474	280.0	7:29.495							
5	1:57.380	22.554	36.019	58.807	277.1	9:26.875							
6	1:46.471	22.043	35.193	49.235	279.3	11:13.346							
7	1:47.178	21.910	35.569	49.699	279.3	13:00.524							
8	1:48.839	22.202	37.058	49.579	276.3	14:49.363							
9	1:49.469	24.746	35.366	49.357	278.5	16:38.832							
10	1:54.807	22.142	36.307	56.358	274.2	18:33.639							
11	1:55.350	22.461	36.683	56.206	274.2	20:28.989							
12	1:55.206	24.359	37.930	52.917	238.9	22:24.195							
13	2:27.505	23.887	38.203	1:25.415	246.1	24:51.700							
14	1:52.599	23.098	36.104	53.397	277.1	26:44.299							
15	3:06.186	48.517	59.780	1:17.889	73.2	29:50.485							
16	2:49.589	35.892	58.396	1:15.301	141.1	32:40.074							
17	2:57.356	34.824	56.082	1:26.450	125.3	35:37.430							

495 Paul LIN USA
Ferrari of Newport Beach Ferrari 296 Challenge

1	2:11.034	33.076	42.030	55.928		2:11.034							
2	1:50.403	22.779	36.751	50.873	277.1	4:01.437							
3	1:48.796	22.614	36.338	49.844	263.3	5:50.233							
4	1:48.694	22.517	35.997	50.180	280.0	7:38.927							
5	1:48.597	22.479	35.648	50.470	278.5	9:27.524							
6	1:47.760	22.112	35.646	50.002	281.5	11:15.284							
7	1:49.768	22.739	36.745	50.284	278.5	13:05.052							
8	1:48.124	22.668	35.739	49.717	280.0	14:53.176							
9	1:50.941	24.639	36.540	49.762	278.5	16:44.117							
10	1:48.849	22.536	35.987	50.326	275.6	18:32.966							
11	1:55.186	22.649	37.447	55.090	278.5	20:28.152							
12	1:55.292	24.595	37.851	52.846	238.9	22:23.444							
13	2:27.787	23.756	38.024	1:26.007	243.3	24:51.231							
14	1:52.118	22.787	36.352	52.979	268.6	26:43.349							
15	3:06.153	48.306	59.984	1:17.863	74.9	29:49.502							
16	2:49.944	36.104	58.132	1:15.708	133.6	32:39.446							
17	2:55.504	34.771	56.186	1:24.547	126.2	35:34.950							